



Triumph TR6 Sports Car Parts Catalogue

Part No. 517785/A
May 1973



Triumph TR6 Sports Car Parts Catalogue

1969 MODELS

Fuel Injection model Commission No. CP25001 up to CP50000

Carburettor model Commission No. CC25001 up to CC50000

1970 MODELS

Fuel Injection model Commission No. CP50001 up to Commission No. CR1

Carburettor model Commission No. CC50001 up to Commission No. CF1

1973 MODELS

Fuel Injection model Commission No. CR1 and future

Carburettor model Commission No. CF1 and future

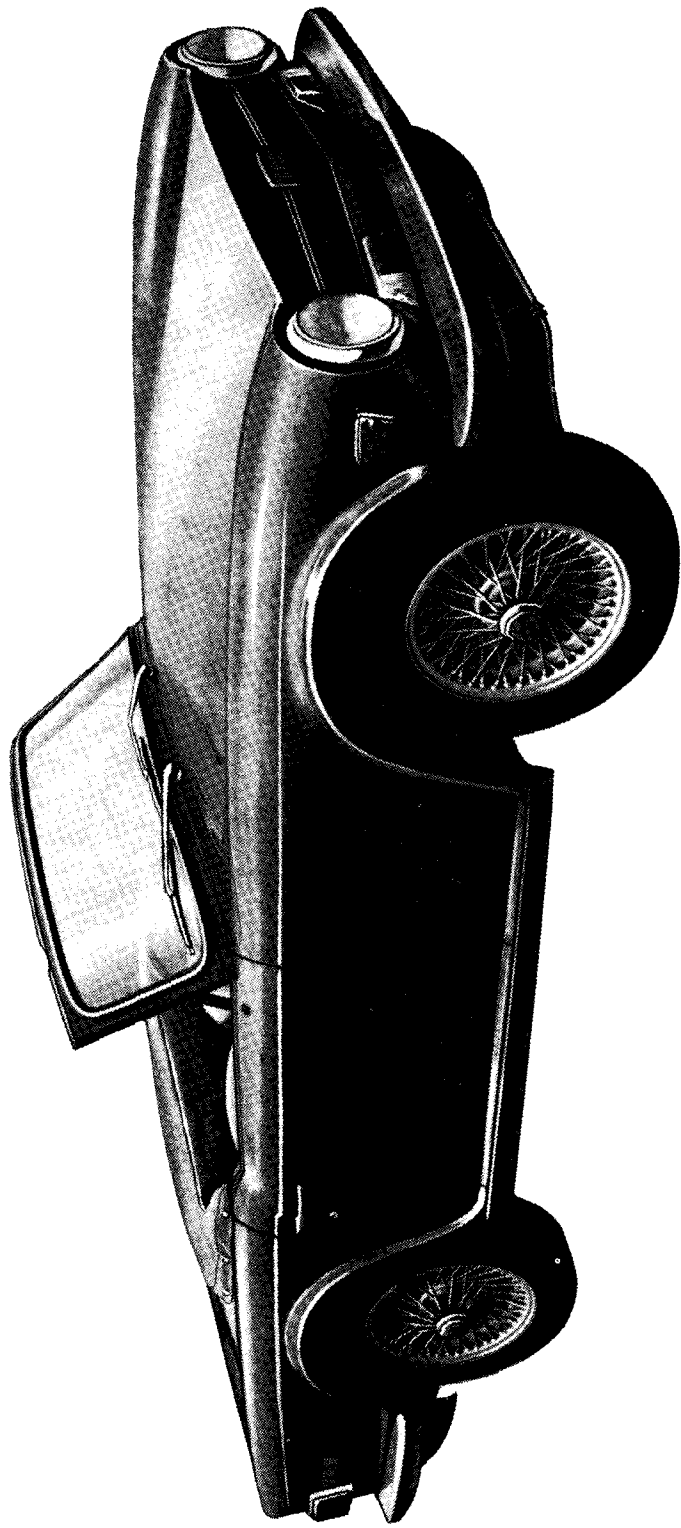
THIRD EDITION



**Parts and Accessories
Jaguar and Rover Triumph**

Fletchamstead Highway Coventry CV4 9DB England

SECTION	Page Group
ALPHABETICAL INDEX	xliii— L
ENGINE	1—66
CLUTCH	67 & 68
GEARBOX	69—77
CHASSIS FRAME	78—80
FRONT SUSPENSION	81—85
ANTI-ROLL BAR	86
INDEPENDENT REAR AXLE	87—92
INDEPENDENT REAR SUSPENSION	93 & 94
PROPELLOR SHAFT AND ROAD WHEELS	95 & 96
STEERING	97—100
HANDBRAKE	101 & 102
ACCELERATION CONTROL	103—108
CLUTCH AND BRAKE PEDALS	109 & 110
MASTER CYLINDER	111—113
BRAKES	114—117
HYDRAULIC PIPES	118—123
PETROL SYSTEM	124—136
EXHAUST SYSTEM	137—143
RADIATOR	144 & 145
TOOLS AND SERVICE KITS	146 & 147
ELECTRICAL EQUIPMENT	148—184
BODY AND FITTINGS	185—304
MISCELLANEOUS BODY FITTINGS	305 & 306
OVERDRIVE	307—319
ACCESSORIES	320—326



FOREWORD

This catalogue has been compiled to assist all purchasers requiring Spare Parts for the Triumph TR6 models.

You are requested to note carefully the method and procedure for ordering parts which is contained in the introductory notes.

The Sale of Spare Parts is always made in accordance with the Company's current conditions of sale.

TRIUMPH SALES LTD.

SPARES DIVISION:

FLETCHAMSTEAD HIGHWAY, COVENTRY

Telegrams: STANPART, COVENTRY

Telephone: 75511 (16 lines)

SERVICE DIVISION:

BIRMINGHAM ROAD, ALLESLEY, COVENTRY

Telegrams: STANSER, COVENTRY

Telephone: 22115 (5 lines)

HOW TO ORDER PARTS

VERY IMPORTANT

Read this section on how to order, even if you are in the habit of dealing with auto spares.

DESCRIPTION

The part required should be referred to in the catalogue and the part number quoted with the technical description. If any doubt exists as to the name and number of the part, a sketch or the old part should be sent to assist in correct interpretation. When trim material is ordered, a specimen of the material required should be sent whenever possible.

INTERPRETATION OF CATALOGUE

Details forming part of an assembly are indicated by inseting the alignment of the description, as shown in the following example.

EXHAUST MANIFOLD ASSEMBLY

Stud, inlet manifold attachment,
Stud, exhaust pipe attachment,
Pin, spring anchor,
Peg, spring stop,
Spring (bi-metal), flap valve spindle,
Stop, spring,
Pin, split, retaining spring and stop,
Weight, balance,
Pin, mills, balance weight attachment.

Thus, the four items immediately following the assembly form part of the assembly, whilst the remaining five are individual items and are subject to separate order.

PATTERNS

When parts are sent as patterns it is important that they should be carefully and individually labelled indicating the address of the sender together with advice by separate post giving any reference or order number to which they refer. All patterns must be sent Carriage Paid to the Spares Division, Fletchamstead Highway, Coventry, and unless special instructions are given on the order they will not be returned.

RIGHT AND LEFT-HAND PARTS

Where Right-hand and Left-hand Parts are required it is essential that this is clearly stated on the order.

QUANTITIES

Do not designate the quantities by sets but state specifically the number of parts that are required.

ORDERS

Orders for replacement parts should be submitted to the nearest Standard-Triumph Distributor or Dealer.

SPECIAL NOTE FOR DISTRIBUTORS

It is helpful to ensure that:—

- (a) The address is clearly stated and the order submitted on the approved Order Form.
- (b) Parts required are in numerical sequence.
- (c) Where possible, the order should be typed or written in ink.

NOTICE OF MODIFICATION

When modifications relevant to these models are introduced Bulletins will be issued to Standard-Triumph Distributors and Dealers to ensure that the catalogue may be amended in accordance with the latest information.

CHASSIS NUMBERS

Where there is doubt about the correct description for a spare part, always quote the chassis number with prefix or suffix letters (if any) of the car concerned. This will save delay and ensure speedier despatch. The Chassis number may be found stamped on a brass plate, on the scuttle under the bonnet.

CAR REPAIRS. Note to Customers

A Service School is established where the representatives from our Distributors and Dealers are trained in the upkeep and maintenance of Standard-Triumph Cars. Customers should therefore avail themselves of the service which our agents are able to give in all matters relative to service and maintenance.

CAUTION

WHEN REPLACEMENTS ARE MADE IT IS OF THE UTMOST IMPORTANCE THAT PARTS OF GENUINE STANDARD MOTOR CO. LTD. MANUFACTURE SHOULD BE USED. THIS ENSURES THAT THE SERVICE GIVEN BY THE ORIGINAL PART WILL BE MAINTAINED BY THE REPLACEMENT. REMEMBER THE GENUINE PART CARRIES WITH IT A GUARANTEE.

THE EXPERIENCE GAINED BY THE MANUFACTURERS ENSURES THAT THE HIGHEST QUALITY MATERIAL IS USED AND THE STRICTEST ACCURACY MAINTAINED IN MANUFACTURE.

CODING PROCEDURE — EXTERIOR PAINT, INTERIOR TRIM

In order to assist all purchasers of Spare Parts in which paint or trim details are involved, the following coding system has been devised to cover the basic colours and their varying shades.

(a) BASIC COLOURS

There are **Nine Basic Colours** which have been allocated the following numbers:—

- | | | |
|-----------------|------------------|------------------|
| 1. Black | 4. Yellow | 7. Purple |
| 2. Red | 5. Green | 8. Grey |
| 3. Brown | 6. Blue | 9. White |

(b) SHADES OF COLOUR

To cover **Shades of the above Colours**, a second figure commencing at '1' is used as a prefix to the above numbers, each shade having a different prefix number.

The current range of codes is as follows:—

Basic Colour	1st Shade	2nd Shade	3rd Shade	4th Shade
Black				
Red	72 Pimento	82 Carmine	92 Magenta	
Brown	23 Sienna			
Yellow	64 Mimosa			
Green	65 Emerald			
Blue	96 Sapphire Blue	106 Mallard	126 French Blue	
Purple				
Grey				
White	19 White			

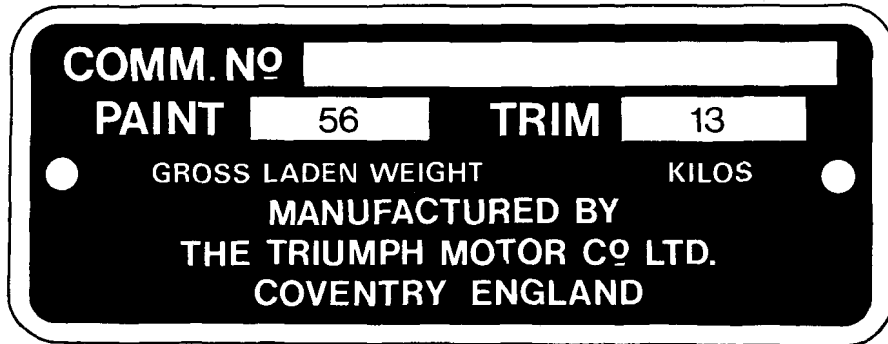
(c) **TRIM MATERIALS**

The following Prefix Letters are added to the colour code to indicate the main trim material used.

Leathercloth	No Prefix Letter
Leather	Prefix Letter 'H'
Cloth	Prefix Letter 'C'

(d) **RECORDING**

The paint and trim colours and materials used are recorded in the spaces provided on the Commission No. Plate as shown below, e.g., 56 denotes Royal Blue paint and 13 Light Tan Leathercloth trim.

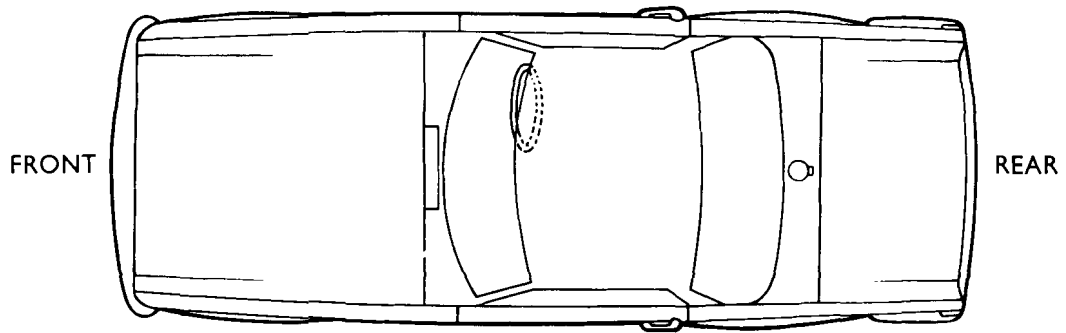


(e) **ACRYLIC PAINT**

To denote vehicles which are finished with Acrylic paint a prefix letter 'A' is added to the colour code figures, i.e. "A25" denotes that the vehicle is painted with Conifer Acrylic paint.

RIGHT-HAND SIDE OR OFF SIDE

RIGHT-HAND STEERING



LEFT-HAND SIDE OR NEAR SIDE

COMMISSION NUMBERS AND SUFFIX

FUEL INJECTION MODELS

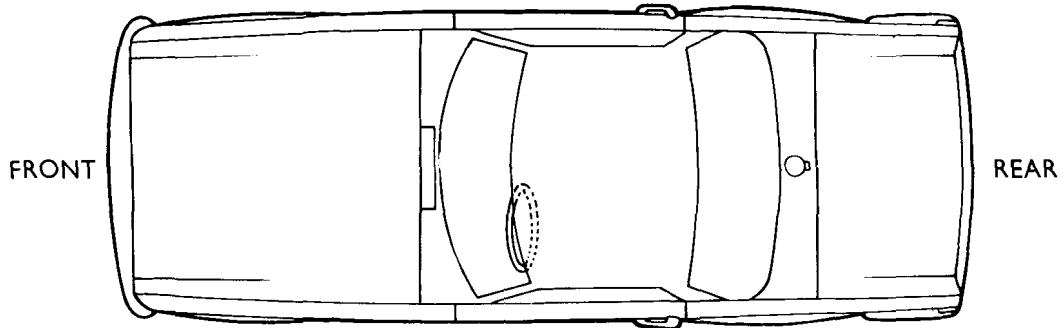
1973

Right-Hand Steering	CP25001	CR 1
Left-Hand Steering	CP25001L	"
Right-Hand Steering (with Overdrive)	CP25001O	"
Left-Hand Steering (with Overdrive)	CP25001LO	"

CARBURETTOR MODELS

Right-Hand Steering	CC25001	CF 1
Left-Hand Steering	CC25001L	"
Right-Hand Steering (with Overdrive)	CC25001O	"
Left-Hand Steering (with Overdrive)	CC25001LO	"

RIGHT-HAND SIDE OR NEAR SIDE



LEFT-HAND STEERING

LEFT-HAND SIDE OR OFF SIDE

COMO COLOCAR PEDIDOS DE PIEZAS DE REPUESTO

MUY IMPORTANTE

Sírvanse leer en esta sección cómo colocar pedidos, incluso si Vds. están acostumbrados en ocuparse de repuestos para automóvil.

DESCRIPCION

La pieza requerida se obtendrá mediante referencia al catálogo y citará el número de pieza con la descripción técnica. Si existiesen dudas sobre el número y nombre de la pieza, deberá enviarse un dibujo de la pieza antigua para facilitar la interpretación exacta. Cuando se solicite material de tapizado, deberá enviarse, siempre que sea posible, una muestra del material deseado.

INTERPRETACION DEL CATALOGO

Los detalles formando parte de un conjunto quedan indicados por la adición del alineamiento de la descripción, según se especifica en el siguiente ejemplo.

CONJUNTO DEL MULTIPLE DE ESCAPE

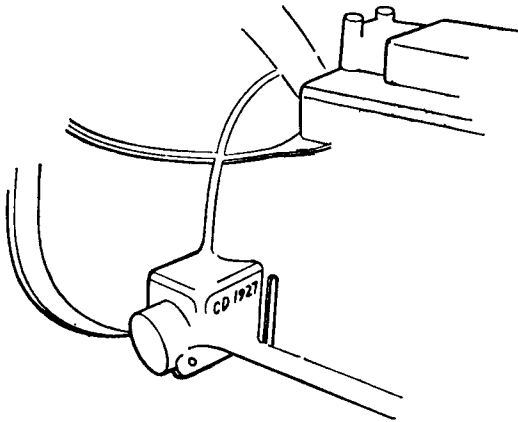
Espárrago, unión de múltiple de admisión,
Espárrago, unión de tubería de escape,
Pasador, fijación a resorte,
Clavija, tope a resorte,
Resorte (bi-metal), eje de válvula de aleta,
Tope, resorte,
Pasador, partido, resorte retención de y de tope,
Peso, Equilibrio,
Pasador, mills, dispositivo de contrapeso.

Así pues, las cuatro piezas inmediatamente a continuación del conjunto forman parte del conjunto, mientras que las cinco restantes son piezas sueltas y están sujetas a pedido por separado.

MUESTRAS

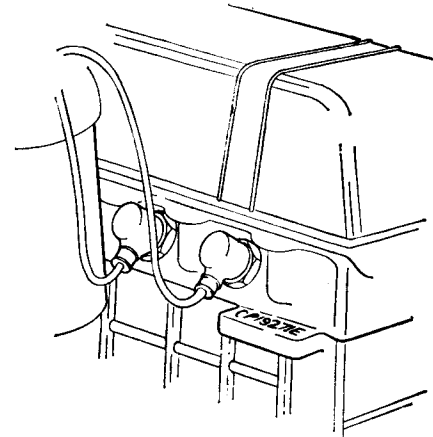
Cuando se remitan piezas como muestra, es importante que lleve cada una su etiqueta correspondiente, en la que se indique la dirección del remitente, enviándose por correo aparte la notificación, con cualquier referencia o número de pedido a que las piezas se refieran. Todas las piezas deben remitirse con porte pagado a la División de Piezas de Repuesto, Fletchamstead Highway, Coventry, y a menos que se especifique lo contrario en el pedido, las piezas no se devolverán al remitente.

UNIT SERIAL NUMBERS



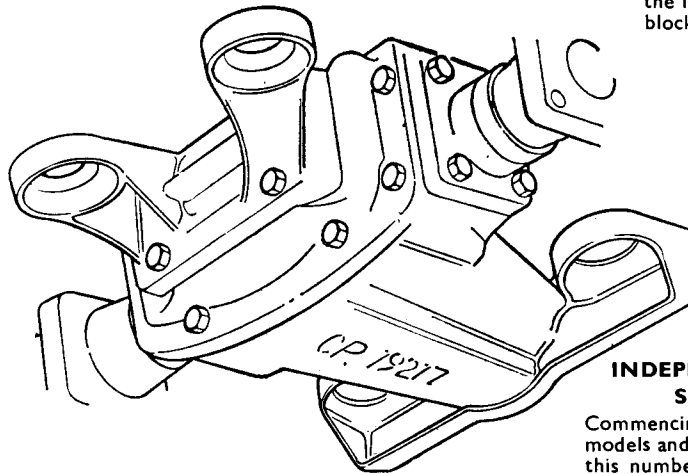
GEARBOX SERIAL NUMBER

Commencing at CD1, this number is stamped on a boss on the left-hand side of the gearbox casing.



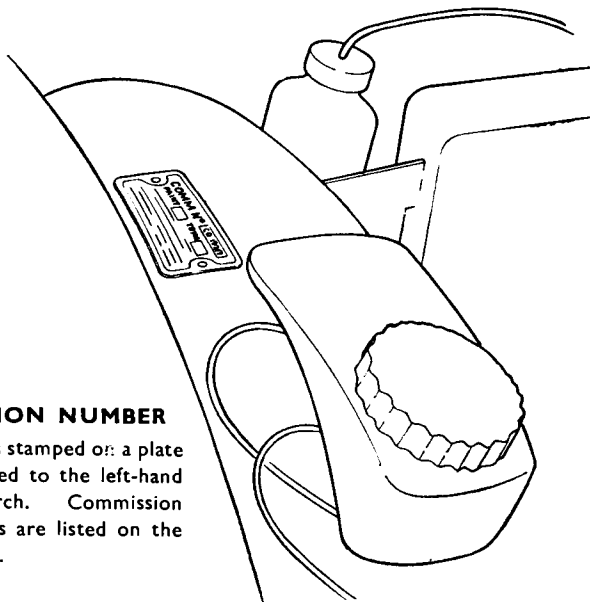
ENGINE SERIAL NUMBER

Commencing at CP25001E for Fuel Injection models and CC25001E for Carburettor models, this number is stamped on a boss on the left-hand side of the cylinder block.



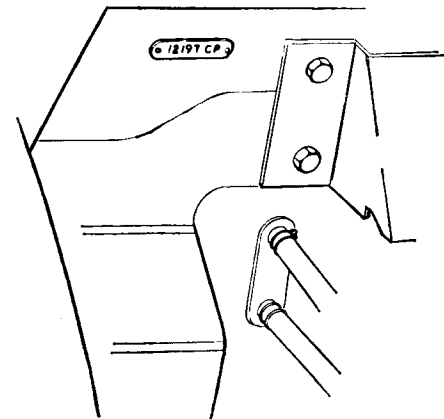
INDEPENDENT REAR AXLE SERIAL NUMBER

Commencing at CP1, for Fuel Injection models and CD1 for Carburettor models this number is stamped on the bottom flange of the axle casing.



COMMISSION NUMBER

This number is stamped on a plate which is riveted to the left-hand front wheelarch. Commission number details are listed on the following page.



BODY SERIAL NUMBER

Commencing at 25001CP for Fuel Injection models and 25001CC for Carburettor models, this number is stamped on a plate which is riveted to the right-hand bulkhead panel.

AVANT—PROPOS

Ce catalogue a été établi pour faciliter la tâche des acheteurs ayant besoin de Pièces Détachées pour les modèles Triumph TR6.

Nous vous prions de prendre bonne note de l'introduction qui renferme la méthode et la marche à suivre pour la commande des pièces.

La vente des pièces de rechange est effectuée conformément aux conditions de vente en cours de la Société.

TRIUMPH SALES LTD.

DIVISION DE PIÈCES DE RECHANGE:

FLETCHAMSTEAD HIGHWAY, COVENTRY

Adresse télégraphique :
STANPART, COVENTRY

Téléphone : 75511 (16 lignes)

DIVISION POUR LE SERVICE:

BIRMINGHAM ROAD, ALLESLEY, COVENTRY

Adresse télégraphique :
STANSER, COVENTRY

Téléphone : 22115 (5 lignes)

COMMENT ETABLIR LES COMMANDES DE PIÈCES

TRES IMPORTANT

Lire cette section traitant de la manière d'établir les commandes, même si vous êtes habitué au commerce des pièces détachées automobiles.

DESCRIPTION

La pièce demandée devra porter la mention du catalogue et le numéro de pièce sera cité avec la description technique. En cas de doute concernant la désignation et le numéro de pièce, on enverra un dessin ou l'ancienne pièce pour faciliter l'identification. Lorsqu'on commande du tissu pour garnitures, on enverra, si possible, un échantillon du tissu demandé.

INTERPRETATION DU CATALOGUE

Les pièces faisant partie d'un ensemble sont indiquées en les plaçant par ordre de description, comme indiqué dans l'exemple ci-dessous.

ENSEMBLE TUBULURE D'ÉCHAPPEMENT

Goujon, monture de la tubulure d'admission,
Goujon, monture du tuyau d'échappement,
Goupille, ressort d'ancrage,
Cheville, ressort d'arrêt,
Ressort (bi-métal), tige de soupape à clapet,
Arrêt, ressort,
Goupille, fendue, maintenant le ressort et l'arrêt,
Poids, équilibrage,
Goupille, mills, monture de contre-poids,

Ainsi, les quatre articles venant immédiatement après l'ensemble font partie de ce dernier, alors que les cinq autres sont individuels et sujets à une commande séparée.

MODELES

Lorsqu'on envoie des pièces comme modèles, il est important de les étiqueter soigneusement et séparément en indiquant l'adresse de l'expéditeur, et d'envoyer sous pli séparé les références ou le numéro de pièce qui s'y rapportent. Tous les modèles doivent être envoyés port payé à la Division des Pièces de Rechange, Fletchamstead Highway, Coventry, et ils ne seront pas retournés, sauf si la commande porte des instructions spéciales.

PIECES POUR CONDUITE A DROITE OU CONDUITE A GAUCHE

Lorsqu'on demande des pièces pour conduite à droite ou conduite à gauche, il est indispensable de la spécifier clairement sur la commande.

QUANTITES

Ne pas désigner les quantités par jeu mais mentionner avec précision le nombre de pièces désirées.

COMMANDES

Les commandes de pièces de rechange seront soumises au Concessionnaire ou Agent Standard-Triumph le plus proche.

NOTE SPECIALE POUR LES AGENTS

Il est utile de s'assurer que:

- (a) l'adresse soit indiquée lisiblement et que la commande soit libellée sur la formule de commande agréé.
- (b) les pièces demandées soient dans l'ordre numérique.
- (c) la commande soit, possible, dactylographiée ou écrite à l'encre.

AVIS DE MODIFICATION

Lorsque ces modèles font l'objet de modifications, des Bulletins seront envoyés aux Concessionnaires et Agents Standard-Triumph afin que la catalogue puisse être modifié conformément aux dernières informations.

NUMERO DE CHASSIS

En cas de doute concernant la description correcte d'une pièce de rechange, toujours citer le numéro de châssis de la voiture en question avec, le cas échéant, le préfixe ou suffixe. Ceci évitera tout retard et assurera une expédition plus rapide. On trouvera le numéro de châssis marqué sur une plaque en laiton située sur le tablier, sous le capot.

REPARATIONS DES VOITURES (Note aux clients)

Une Ecole pour le Service a été ouverte aux représentants de nos Concessionnaires et Agents qui y reçoivent une formation spéciale pour les réparations et l'entretien des voitures Standard-Triumph. Par conséquent, les clients devraient profiter des facilités que nos Agents sont en mesure de leur fournir pour les questions se rapportant au service et à l'entretien.

ATTENTION

POUR TOUS LE REMPLACEMENT DES PIÈCES, IL EST DE LA PLUS HAUTE IMPORTANCE DE N'EMPLOYER QUE DES PIÈCES STANDARD MOTOR CO. LTD. D'ORIGINE. CECI GARANTIRA QUE LA PIÈCE DE RECHANGE DONNERA LE MEME QUE LA PIÈCE ORIGINALE. NE PAS OUBLIER QUE LES PIÈCES D'ORIGINE PORTENT UNE GARANTIE.

L'EXPÉRIENCE ACQUISE PAR LES FABRICANTS GARANTIT QUE LES MATÉRIAUX UTILISÉS SONT DE LA PLUS HAUTE QUALITÉ ET LA FABRICATION DE LA PLUS GRANDE PRÉCISION.

MÉTHODE D'INDICATION—PEINTURE EXTÉRIURE, GARNITURE INTÉRIURE

À fin d'aider le client qui commande Pièces de Rechange comprenant détails de peinture extérieure où de garniture, la méthode d'indication suivante a été évoluée pour indiquer les couleurs basiques et leurs divers teints.

(a) COULEURS BASIQUES

Neuf couleurs basiques sont disponibles que sont indiquées par les numéros suivants:—

- | | | |
|-----------------|-----------------|-------------------|
| 1. Noir | 4. Jaune | 7. Pourpre |
| 2. Rouge | 5. Vert | 8. Gris |
| 3. Brun | 6. Bleu | 9. Blanc |

(b) TEINTS DES COULEURS

Les divers teints des sus-mentionnées couleurs sont indiqués par un deuxième chiffre commençant a '1' qui est ajouté comme préfixe aux numéros donnés, au-dessus, ça veut dire que chaque teint a un numéro de préfixe différent.

La désignation courante des couleurs disponibles est montrée au-dessous:—

Couleur Basique	1ère Teint	2ème Teint	3ème Teint	4ème Teint
Noir				
Rouge	72 Pimento	82 Carmine	92 Magenta	
Brun	23 Sienna			
Jaune	64 Mimosa			
Vert	65 Emerald			
Bleu	96 Sapphire Blue	106 Mallard	126 French Blue	
Pourpre				
Gris				
Blanc	19 White			

(c) **MATÉRIELS DES GARNITURES**

Les lettres de préfixe suivantes sont ajoutées à la désignation de couleur et indiquent le matériel principal utilisé:—

Cuir simulée	Sans lettre préfixe
Cuir	Lettre préfixe 'H'
Étoffe	Lettre préfixe 'C'

(d) **INDICATIONS SUR LA PLAQUE DE NUMÉRO DU COMMISSION**

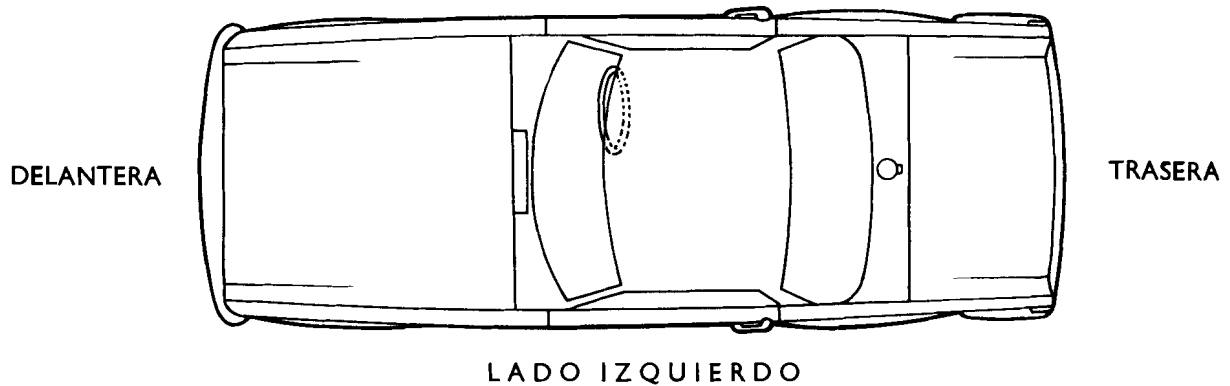
La peinture de carrosserie et les couleurs et matériel de la garniture sont enregistrés sur la plaque de numéro de commission comme montré au-dessous, par exemple, la peinture bleu roi est désignée par 56, et la garniture en simili-cuir havane clair par 13.



(e) **PEINTURE ACRYLIQUE**

Pour désigner les véhicules finis en peinture acrylique, un préfixe 'A' s'ajoute au numéro de référence de couleur, c'est à dire 'A25' indique que le véhicule est fini en peinture acrylique Vert conifère.

LADO DERECHO
VOLANTE A LA DERECHA



NUMEROS DE REFERENCIA Y SUFIJOS

MODELOS CON INYECCION DE GASOLINA

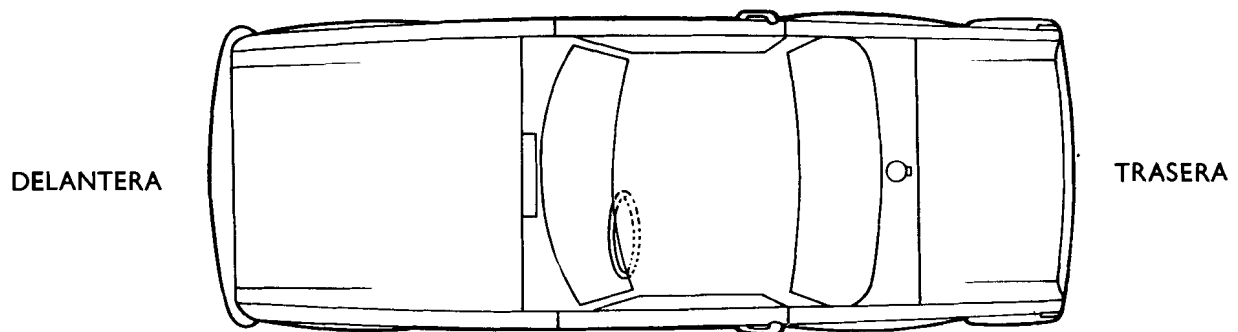
1973

Volante a la derecha	CP25001	CR1
Volante a la izquierda	CP25001L	"
Volante a la derecha (con sobremarcha)	CP25001O	"
Volante a la izquierda (con sobremarcha)	CP25001LO	"

MODELOS CON MOTORES DE CARBURADOR

Volante a la derecha	CC25001	CF1
Volante a la izquierda	CC25001L	"
Volante a la derecha (con sobremarcha)	CC25001O	"
Volante a la izquierda (con sobremarcha)	CC25001LO	"

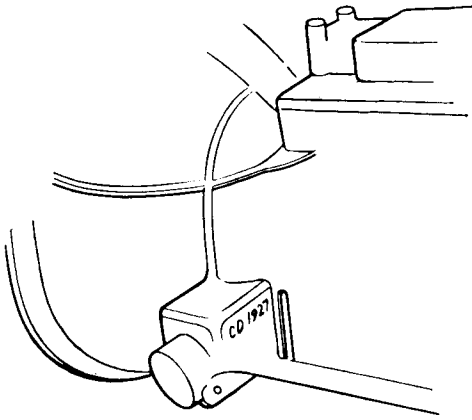
LADO DERECHO



VOLANTE A LA IZQUIERDA

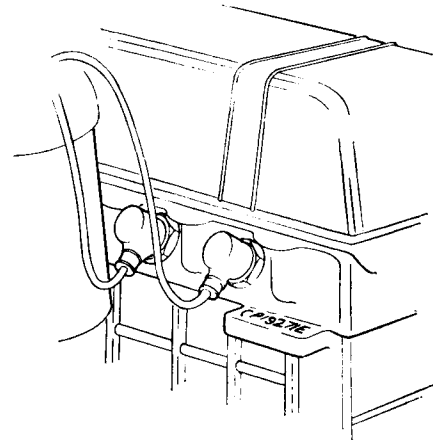
LADO IZQUIERDO

NUMÉROS DE SÉRIE



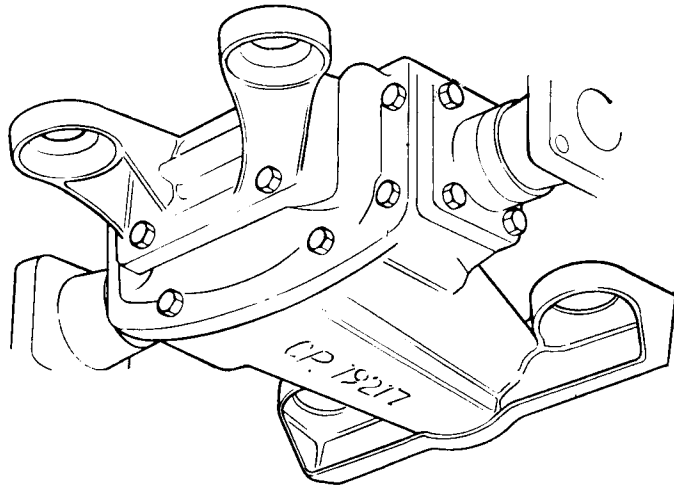
NUMÉRO DE SÉRIE DE LA BOÎTE DE VITESSES

Commençant à CD1, ce numéro est poinçonné sur un bossage sur le côté gauche du carter de la boîte de vitesses.



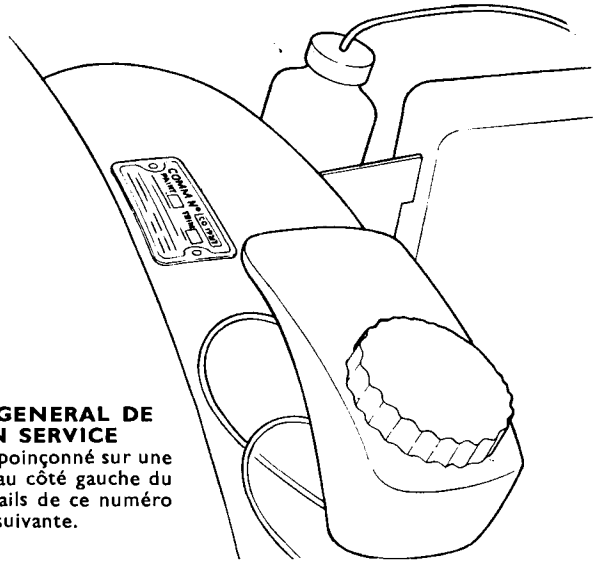
NUMÉRO DE SÉRIE DU MOTEUR

Commençant à CP25001E pour les modèles à injection d'essence et à CC25001E pour les modèles à carburateur, ce numéro est poinçonné sur le côté gauche du bloc moteur.



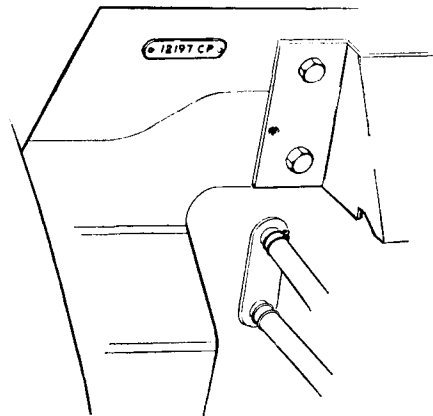
NUMÉRO DE SÉRIE DU PONT ARRIÈRE INDÉPENDANT

Commençant à CP1 pour les modèles à injection d'essence et à CD1 pour les modèles à carburateur, ce numéro est poinçonné sur la bride inférieure du carter du pont arrière.



NUMÉRO GENERAL DE MISE EN SERVICE

Ce numéro est poinçonné sur une plaque rivetée au côté gauche du tablier. Les détails de ce numéro listés à la page suivante.



NUMÉRO DE SÉRIE DE LA CARROSSERIE

Commençant à 25001CP pour les modèles à injection d'essence et à 25001CC pour les modèles à carburateur, ce numéro est poinçonné sur une plaque rivetée au côté droit du tablier.

INTRODUCCION

Este catálogo ha sido preparado para ayudar a todos los compradores que necesiten Piezas de Repuesto para los modelos Triumph TR6.

Sírvanse poner especial atención en el método y procedimiento de pedido de piezas que se describen en las notas de introducción.

La venta de Piezas de Repuesto se efectúa siempre de acuerdo con las condiciones de venta vigentes en la Compañía.

TRIUMPH SALES LTD.

DIVISION DE PIEZAS DE REPUESTO:
FLETCHAMSTEAD HIGHWAY, COVENTRY
Telegramas: STANPART, COVENTRY
Teléfono : 75511 (16 líneas)

DIVISION DE SERVICIO:
BIRMINGHAM ROAD, ALLESLEY, COVENTRY
Telegramas: STANSER, COVENTRY
Teléfono: 22115 (5 líneas)

PIEZAS PARA VEHICULOS CON VOLANTE A DERECHA O A IZQUIERDA

Es imprescindible especificar con claridad en el pedido si las piezas se requieren para vehículos con volante a la derecha o a la izquierda.

CANTIDADES

Las cantidades de piezas que se requieran no deben designarse por juegos, sino especificando claramente el número de cada pieza que se desea.

PEDIDOS

Los pedidos de piezas de repuesto deberán enviarse al Distribuidor o Concesionario Standard-Triumph más próximo.

NOTA ESPECIAL PARA LOS DISTRIBUIDORES

Es conveniente asegurarse de que:

- (a) La dirección está claramente escrita y el pedido se presenta en el formulario aprobado.
- (b) Las piezas requeridas se especifican en orden numérico.
- (c) Siempre que se pueda, el pedido deberá ir escrito a máquina o en tinta.

AVISO DE MODIFICACIONES

Cuando se realizan modificaciones en estos modelos se distribuyen boletines a los Distribuidores y Concesionarios Standard-Triumph para garantizar la corrección de los catálogos de acuerdo con la información más reciente.

NUMEROS DE CHASIS

En caso de dudas sobre la descripción exacta de una pieza de repuesto, menciónese siempre el número del chasis con las letras de prefijo o sufijo (de haberlas) del vehículo en cuestión. Esto evitará demoras y asegurará una consignación más rápida. El número del chasis se hallará estampado en una chapa de latón situada contra el salpicadero, debajo del capó.

REPARACION DE VEHICULOS. Aviso a los clientes

Se ha establecido una Escuela de Servicio donde los representantes de nuestros Distribuidores y Concesionarios reciben especial instrucción sobre la reparación y conservación de vehículos Standard-Triumph. Por consiguiente, se recomienda a los clientes que aprovechen la información que nuestros representantes pueden proporcionarles en todos los asuntos relacionados con el servicio y conservación de vehículo.

— ATENCION —

AL EFECTUAR LOS RECAMBIOS, ES DE SUMA IMPORTANCIA UTILIZAR LAS PIEZAS LEGITIMAS FABRICADAS POR LA STANDARD MOTOR COMPANY LIMITED. ESTO GARANTIZARA QUE EL SERVICIO DE LA PIEZA DE RECAMBIO SEA IDENTICO AL SERVICIO DE LA PIEZA ORIGINAL. RECUERDESE QUE LAS PIEZAS LEGITIMAS ESTAN GARANTIZADAS.

LA EXPERIENCIA DE LOS FABRICANTES GARANTIZA QUE EL MATERIAL UTILIZADO ES DE LA MEJOR CALIDAD Y LA MAXIMA PRECISION EN LA FABRICACION.

METODO DE EMPLEAR EL CODIGO—PINTURA EXTERIOR, TAPICERIA INTERIOR

Para ayudar aquellos clientes deseados de comprar Piezas de Repuesto relacionadas a detalles de pintura o tapicería, se ha confeccionado el siguiente sistema de código para cubrir los colores de base y sus diversos tintes.

(a) COLORES BASICOS

Nueve colores básicos son disponibles, a los cuales se ha dado los siguientes números:—

- | | | |
|-----------|-------------|------------|
| 1. Negro | 4. Amarillo | 7. Púrpura |
| 2. Rojo | 5. Verde | 8. Gris |
| 3. Moreno | 6. Azul | 9. Blanco |

(b) TINTES DE COLOR

Los diversos tintes de los colores arriba mencionados se indican por una segunda cifra empezando a "1" y agregada como prefijo a los números dados arriba, o sea cada tinte tiene un número de prefijo diferente.

La gama corriente de códigos es como sigue:—

Color Básico	1° Tinte	2° Tinte	3° Tinte	4° Tinte
Negro				
Rojo	72 Pimento	82 Carmine	92 Magenta	
Moreno	23 Sienna			
Amarillo	64 Mimosa			
Verde	65 Emerald			
Azul	96 Sapphire Blue	106 Mallard	126 French Blue	
Púrpura				
Gris				
Blanco	19 White			

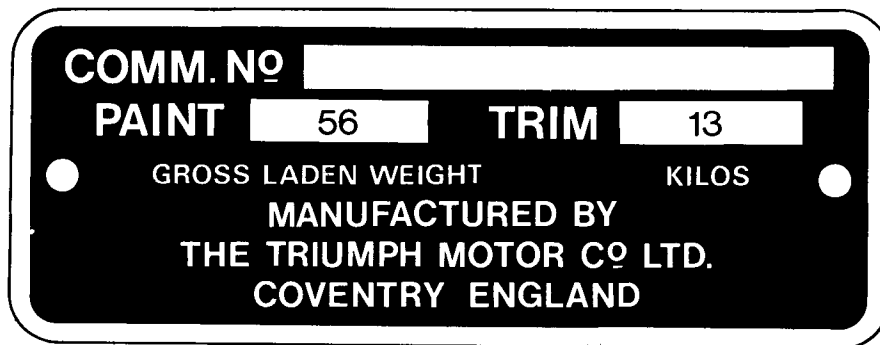
(c) MATERIALES DE LAS GUARNICIONES

Hay que prefijar las siguientes letras al código de color para indicar la materia de guarnición principal empleada.

Cuero simulado	Sin prefijo
Cuero	Prefijo 'H'
Tejido	Prefijo 'C'

(d) INDICACION EN LA PLACA DE REGISTRO

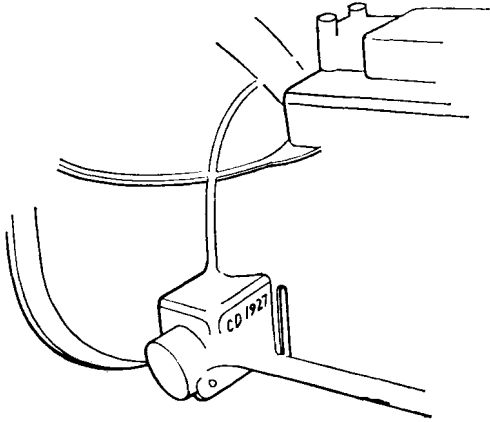
La pintura y los materiales y colores de guarnición se indican en la placa de registro como detallado abajo, e.g. 56 significa Royal Blue pintura y 13 Light Tan cuerolienzo componer.



(e) PINTURA ACRILICA

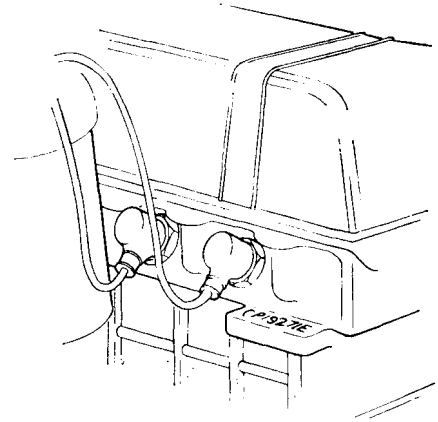
Con el objeto de distinguir los vehículos acabados con pintura Acrílica, ha sido agregada la letra prefijo 'A' a las cifras de código del color, esto es que 'A25' significa que el vehículo está pintado con pintura Acrílica Verde Conifer.

NUMEROS DE SERIE DE LAS UNIDADES



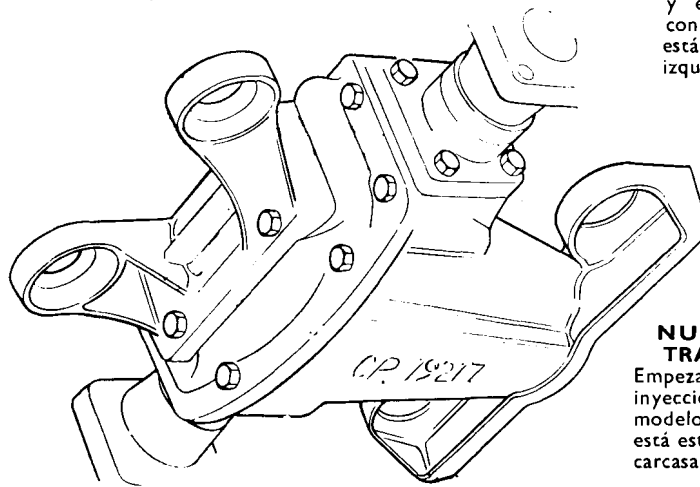
NUMERO DE SERIE DE LAS CAJAS DE CAMBIOS

Empezando en CD1, este número está estampado en un resalto en el lado izquierdo de la carcasa de la caja de cambios.



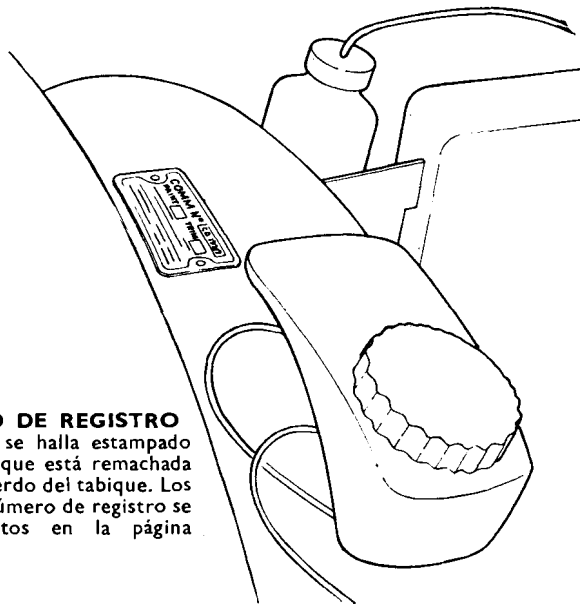
NUMERO DE SERIE DE LOS MOTORES DE LOS MOTORES

Empezando en CP25001E para modelos con inyección de gasolina y en CC25001E para modelos con carburadores, este número está estampado en el lado izquierdo del bloque de cilindros.



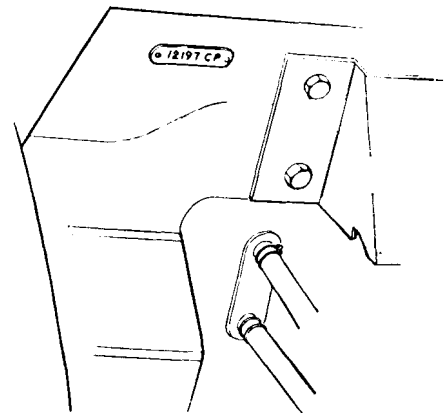
NUMERO DE SERIE DEL EJE TRASERO INDEPENDIENTE

Empezando en CP1 para modelos con inyección de gasolina y en CD1 para modelos con carburadores, este número está estampado en la brida inferior de la carcasa del eje.



NUMERO DE REGISTRO

Este número se halla estampado en una placa que está remachada al panel izquierdo del tabique. Los detalles del número de registro se hallan descritos en la página siguiente.

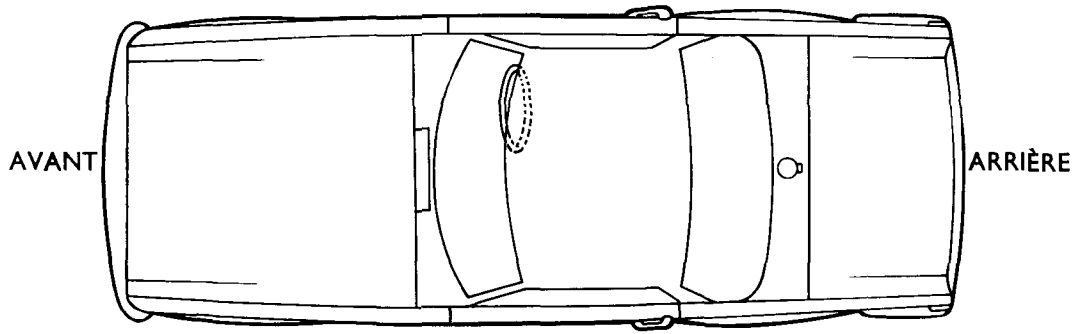


NUMERO DE SERIE DE LAS CARROCERIAS

Empezando en 25001CP para modelos con inyección de gasolina y en 25001CC para modelos con carburadores, este número está estampado en una placa remachada al panel derecho del tabique.

CÔTÉ DROIT

CONDUITE À DROITE



CÔTÉ GAUCHE

NUMÉROS DE COMMANDE ET SUFFIXES

MODÈLES À INJECTION D'ESSENCE

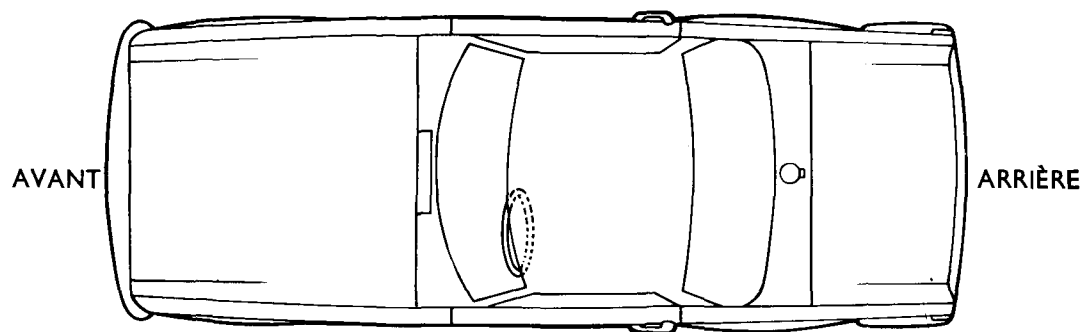
1973

Conduite à droite	CP25001	CR1
Conduite à gauche	CP25001L	"
Conduite à droite (avec Overdrive)	CP25001O	"
Conduite à gauche (avec Overdrive)	CP25001LO	"

MODÈLES À CARBURATEUR

Conduite à droite	CC25001	CF1
Conduite à gauche	CC25001L	"
Conduite à droite (avec Overdrive)	CC25001O	"
Conduite à gauche (avec Overdrive)	CC25001LO	"

CÔTÉ DROIT



CONDUITE À GAUCHE

CÔTÉ GAUCHE

PREÂMBULO

Este Catálogo foi compilado para auxiliar todos os compradores de Peças Sobresselentes para o Triumph, Modelos TR6.

Recomenda-se que seja dada particular atenção para o método e processo a ser adotado na requisição de peças, segundo se indica nas notas de introdução.

A venda de peças sobresselentes é sempre feita atendendo às condições de venda da Companhia, em vigor.

TRIUMPH SALES LTD.

DIVISÃO DE PEÇAS SOBRESSELENTES:

FLETCHAMSTEAD HIGHWAY, COVENTRY

Telegramas : STANPART, COVENTRY

Telefone : 75511 (16 linhas)

DIVISÃO DE SERVIÇO:

BIRMINGHAM ROAD, ALLESLEY, COVENTRY

Telegramas : STANSER, COVENTRY

Telefone : 22115 (5 linhas)

COMO PROCEDER À ENCOMENDA

MUITO IMPORTANTE

Leia esta secção para encomendar correctamente mesmo que esteja acostumado a encomendar peças sobresselentes para automóveis.

DESCRIÇÃO

A peça exigida deve ser referida no catálogo e o seu número mencionado, junto com uma descrição técnica. Se houver quaisquer dúvidas quanto ao nome e ao número de peça, um desenho ou a peça velha devem ser submetidos para auxiliar na identificação exacta. Quando se requisita material para as armações, deve-se enviar, se possível, uma amostra do material exigido.

INTERPRETAÇÃO DO CATÁLOGO

As peças que formam parte de um conjunto são indicadas por uma marginagem diferente da do texto como se demonstra no exemplo seguinte.

CONJUNTO DO COLECTOR DE ESCAPE

Perno, fixação do colector de admissão,
Perno, fixação do tubo de escape,
Cavilha, escora da mola,
Cavilha, esbarro da mola,
Mola (bimetálica), veio de válvula de borbuteta,
Esbarro, mola,
Trôço, retenção da mola e esbarro,
Contrapêso, equilibrados,
Cavilha, fixação do contrapêso.

Consequentemente, as quatro partes imediatamente a seguir ao conjunto são parte integrante do mesmo enquanto que as restantes cinco são partes individuais e requerem encomenda separada.

MODÊLOS

Quando se submetem peças como modêlos é importante que elas sejam separada e cuidadosamente marcadas com o endereço do remetente, e, além do mais, que se envie, à parte, a descrição e o número de ordem a elas referentes. Todos os modêlos de peças devem ser enviados à Divisão de Peças Sobresselentes, Fletchamstead Highway, Coventry, com remessa paga, e, a menos que sejam acompanhadas de instruções especiais, as peças não serão devolvidas.

PEÇAS PARA CARROS DE DIREÇÃO À ESQUERDA OU À DIREITA

Ao fazer-se o pedido é essencial que se especifique na requisição se as peças exigidas são para carros de direção à esquerda ou à direita.

QUANTIDADES

Convém não indicar quantidades por jogo de peças, indicando ao invés, especificamente, o número de peças que se exige.

PEDIDOS

Os pedidos para a substituição de peças devem ser submetidos ao Distribuidor ou Agente Standard-Triumph mais próximo.

INFORMAÇÃO ESPECIAL PARA OS DISTRIBUIDORES

É conveniente certificar-se de que:

- (a) O endereço seja anotado claramente e o pedido submetido no Formulário de Requisição apropriado.
- (b) As peças exigidas estejam em ordem numérica.
- (c) A requisição seja completada, sempre que possível, à máquina de escrever ou à tinta.

AVISOS DE MODIFICAÇÕES

Quando se introduzirem modificações pertencentes a êsses modelos, Boletinas serão enviados aos Distribuidores e Agentes Standard-Triumph, para assegurar que o catálogo seja alterado de acôrdo com as últimas informações.

NÚMEROS DE CHASSIS

Em caso de dúvida acerca da descrição exacta de uma peça sobressalente, refira-se sempre ao número de chássis com as letras de prefixo ou sufixo (quando houver), do carro em questão. Essa medida evitará qualquer demora e garantirá uma remessa mais pronta. O número de chássis encontra-se gravado numa placa de latão, no painel, debaixo de capota do motor.

REPARAÇÃO DE AUTOMÓVEIS. Informação para os clientes

Uma Escola para Serviço foi instituída para treinamento em reparação e manutenção dos automóveis Standard-Triumph dos representantes de nossos Distribuidores e Agentes. Recomenda-se, portanto, que os clientes façam uso dos préstimos que os nossos agentes estão em condições de lhes proporcionar no que toca a todos os assuntos, relativos a serviço e manutenção.

ATENÇÃO

QUANDO SE SUBSTITUEM PEÇAS, É DE SUMA IMPORTÂNCIA QUE NÃO SE EMPREGUEM SENÃO PEÇAS MANUFATURADAS PELA STANDARD MOTOR CO. LTD. SENDO, ASSIM GARANTIR-SE-À QUE A PEÇA DE SUBSTITUIÇÃO DARÀ SERVIÇO IGUAL À ORIGINAL. NÃO SE DEVE ESQUECER QUE A PEÇA ORIGINAL TEM GARANTIA.

A EXPERIÊNCIA ADQUIRIDA PELOS FABRICANTES ASSEGURA O USO EXCLUSIVO DE MATERIAL DA MAIS ALTA QUALIDADE E A MAIOR PRECISÃO NA MANUFATURA.

MÉTODO DE EMPREGAR O CÓDIGO—PINTURA EXTERIOR, ESTOFOS INTERIORES

Para ajudar aquellos clientes desejosos de comprar Peças Sobresselentes referente a detalhes de pintura ou estofos tem-se introduzido o seguinte sistema de código para cobrir os côres de base e as suas diversas gradações de côr.

(a) CÔRES DE BASE

Nove côres de base são disponiveis aos quais temos dado os seguintes números:—

- | | | |
|-------------|-------------|------------|
| 1. Negro | 4. Amarello | 7. Purpura |
| 2. Vermelho | 5. Verde | 8. Pardo |
| 3. Moreno | 6. Azul | 9. Branco |

(b) GRADAÇÕES DE CÔR

As diversas gradações dos côres indicados acima são indicados por uma segunda cifra começando por '1' e adicionada como prefixo aos números dados acima, ou seja cada gradação tem um número de prefixo diferente. A gamma corrente de códigos é como segue:—

Côr de Base	1° gradação	2° gradação	3° gradação	4° gradação
Negro				
Vermelho	72 Pimento	82 Carmine	92 Magenta	
Moreno	23 Sienna			
Amarello	64 Mimosa			
Verde	65 Emerald			
Azul	96 Sapphire Blue	106 Mallard	126 French Blue	
Purpura				
Pardo				
Branco	19 White			

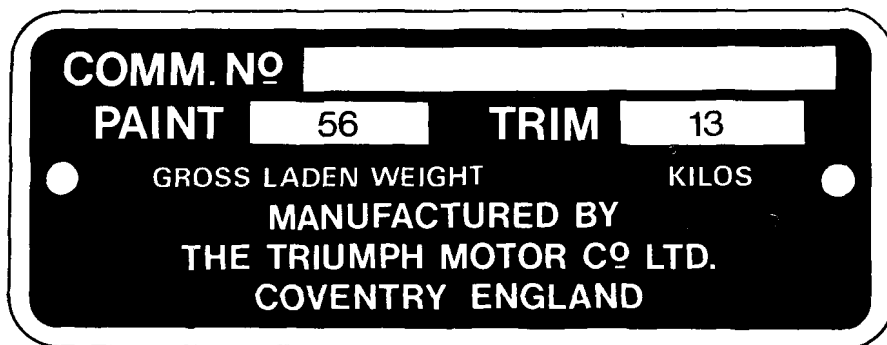
(c) MATERIAES DOS ESTOFOS

As seguintes letras de prefixo são adicionadas ao código de cor para indicar o material principal dos estofos empregado.

Couro simulado	Sem prefixo
Couro	Letra de prefixo 'H'
Tecido	Letra de prefixo 'C'

(d) INDICAÇÃO NA PLACA DE SAIDA DA FÁBRICA

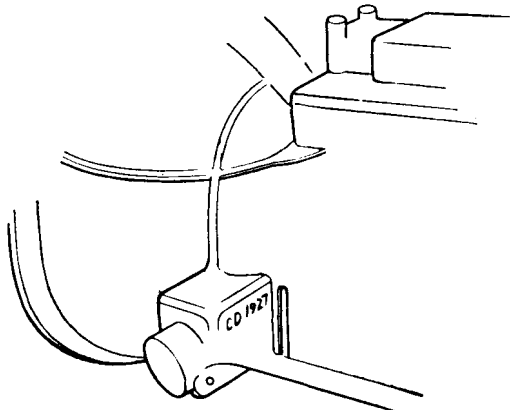
A pintura e os materiais e cores dos estofos indicam-se na placa de saída da fábrica como detalhado abaixo, exemp. 56 significa pintura em azul escuro e 13 acabamento em cabedal sintético castanho cloro.



(e) TINTA ACRÍLICA

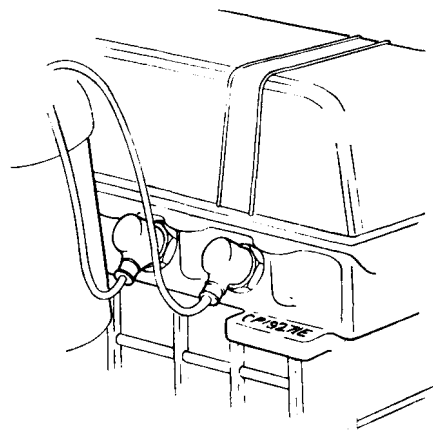
Para marcar veículos acabados com tinta acrílica adiciona-se às cifras do código de cor o prefixo 'A', isto é, 'A25' significa que o veículo foi pintado com tinta acrílica Conifer Verde.

NÚMEROS DE SÉRIE DAS UNIDADES



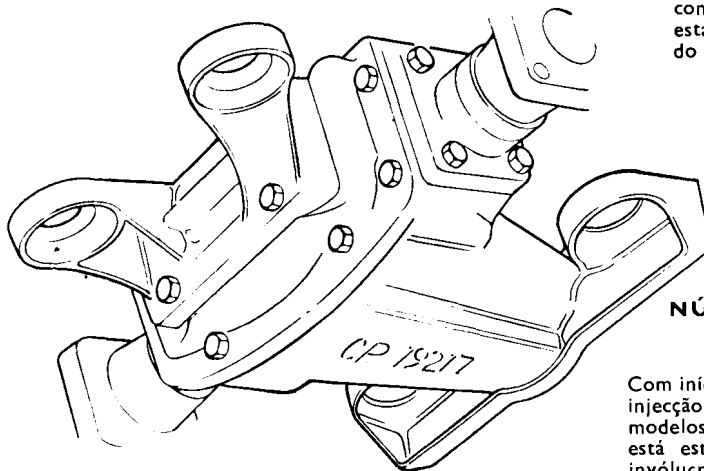
NÚMERO DE SÉRIE DA CAIXA DE VELOCIDADES

Com início em CD1, este número está estampado num ressalto na face esquerda do invólucro da caixa.



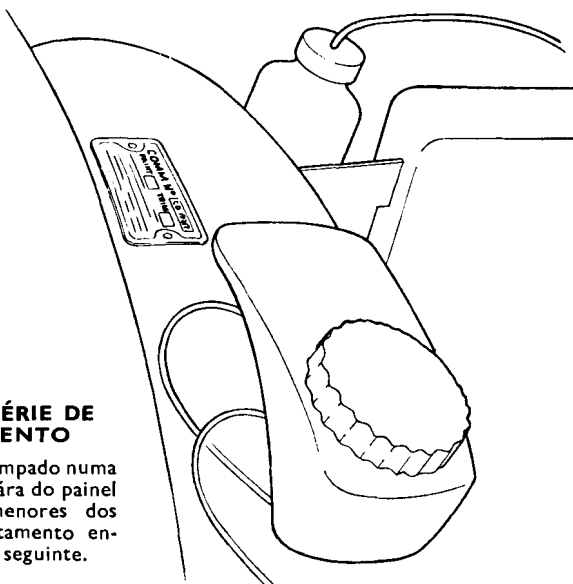
NÚMERO DE SÉRIE DOS MOTORES

Com início em CP25001E para os modelos com injeção de gasolina e em CC25001E para os modelos com carburadores, este número está estampado ao lado esquerdo do bloco do cilindro.



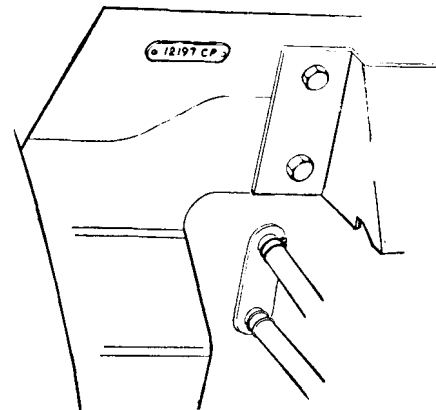
NÚMERO DE SÉRIE COM EIXO TRASEIRO INDEPENDENTE

Com início em CP1 para os modelos com injeção de gasolina e em CD1 para os modelos com carburadores, este número está estampado na flange inferior do invólucro do eixo.



NÚMERO DE SÉRIE DE COMPLEMENTO

Este número está estampado numa placa rebitada à antipára do painel esquerdo. Os pormenores dos números de complemento encontram-se na página seguinte.

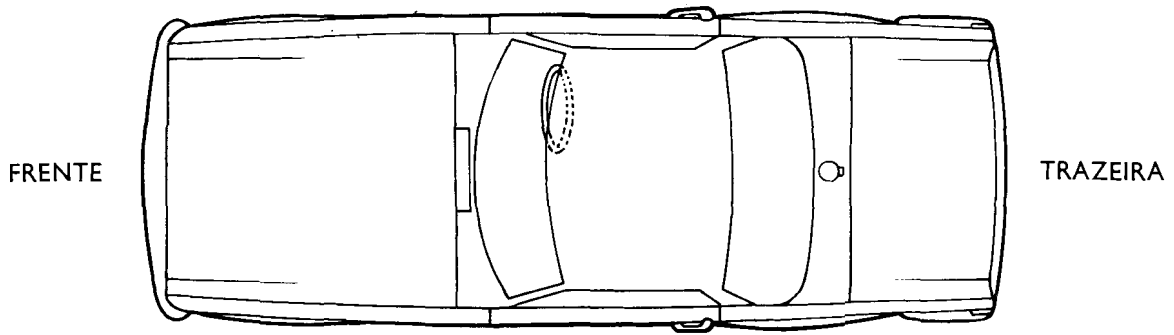


NÚMERO DE SÉRIE DA CARROÇARIA

Com início em 25001CP para os modelos com injeção de gasolina e em 25001CC para os modelos com carburadores, este número está estampado numa chapa rebitada à antipára do painel direito.

LADO DIREITO

DIREÇÃO À DIREITA



LADO ESQUERDO

NÚMEROS DE ORDEM E SUFIXOS

MODELOS COM INJEÇÃO DE GASOLINA

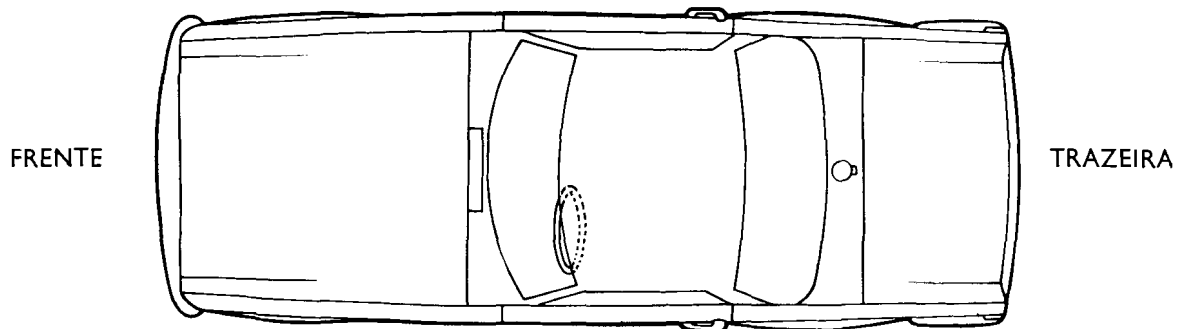
1973

Direção à direita	CP25001	CR1
Direção à esquerda	CP25001L	"
Direção à direita (com Superprise)	CP25001O	"
Direção à esquerda (com Superprise)	CP25001LO	"

MODELOS COM CARBURADORES

Direção à direita	CC25001	CF1
Direção à esquerda	CC25001L	"
Direção à direita (com Superprise)	CC25001O	"
Direção à esquerda (com Superprise)	CC25001LO	"

LADO DIREITO



DIREÇÃO À ESQUERDA

LADO ESQUERDO

VORWORT

Dieser Katalog ist zusammengestellt worden, um allen Kunden zu helfen, die Ersatzteile für den Triumph TR6 benötigen.

Bitte schenken Sie der in den einleitenden Bemerkungen enthaltenen Methode und dem Verfahren für die Bestellung von Ersatzteilen Ihre sorgfältige Aufmerksamkeit.

Der Verkauf von Ersatzteilen erfolgt stets laut den jeweilig gültigen Verkaufsbedingungen der Gesellschaft.

TRIUMPH SALES LTD.

ABTEILUNG FÜR ERSATZTEILE:
FLETCHAMSTEAD HIGHWAY, COVENTRY
Telegramme : STANPART, COVENTRY
Telefon : 75511 (16 Anschlüsse)

KUNDENDIENST-ABTEILUNG:
BIRMINGHAM ROAD, ALLESLEY, COVENTRY
Telegramme : STANSER, COVENTRY
Telefon : 22115 (5 Anschlüsse)

WIE BESTELLE ICH MEINE ERSATZTEILE

SEHR WICHTIG !

Bitte, lesen Sie diesen Abschnitt genau, auch wenn Sie mit Auto-Ersatzteilen vertraut sind.

BESCHREIBUNG

Der gewünschte Teil ist im Katalog aufzusuchen und die Teilnummer mit der technischen Beschreibung anzuführen. Falls in Bezug auf den Namen oder die Nummer irgend ein Zweifel besteht, ist eine Skizze bzw. der alte Teil zum besseren Verständnis des Auftrages einzusenden. Bei Bestellung von Polsterbezügen u. dgl. ist, wenn irgend möglich, ein Muster des gewünschten Stoffes einzuschicken.

ERKLÄRUNG DES KATALOGES

Einzelheiten, die Teile eines Zusammenbaues bilden, sind durch Einrücken der Beschreibung angegeben, wie aus nachstehendem Beispiel hervorgeht.

ZUSAMMENBAU DES AUSLASSKRÜMMERS

Stiftschraube, für Anschluss des Einlasskrümmers,
Stiftschraube, für Anschluss der Auspuffrohres,
Stift, Federanker-
Anschlag, Feder
Feder (Bimetall) für Spindel der Ventilklappe,
Anschlag, Feder-
Splint, zum Halten von Feder und Anschlag,
Gewicht, Ausgleichs-
Kerbstift, zum Anschluss des Ausgleichsgewichtes.

Die ersten vier, dem Zusammenbau unmittelbar folgenden Positionen sind daher Teile des Zusammenbaues selbst, während die restlichen fünf einzelne Positionen sind und gesondert bestellt werden müssen.

BEMUSTERUNG

Wenn Teile als Muster eingesandt werden, ist es wichtig, dass jeder Teil einzeln und sorgfältig mit einem Etikett versehen ist, das die Adresse des Absenders trägt. Gleichzeitig muss eine Mitteilung mit getrennter Post auf die Nummer des Postens bzw. des Auftrages Bezug nehmen. Alle Muster müssen portofrei an die Abteilung für Ersatzteile, Fletchamstead Highway, Coventry, gesandt werden, die, falls keine besonderen Instruktionen in der Bestellung angeführt sind, nicht zurückgesandt werden.

TEIL FÜR RECHTS- UND LINKSSTEUERUNG

Auf dem Bestellschein muss deutlich angegeben werden, ob die benötigten Teile für Rechtssteuerung oder Linkssteuerung bestimmt sind.

QUANTITÄTEN

Quantitäten sind nicht in Sätzen zu bezeichnen, sondern durch die genaue Einzelaufführung der benötigten Teile.

AUFTRÄGE

Aufträge für Ersatzteile sind an die nächste Standard-Triumph Vertriebsstelle bzw. den Händler zu richten.

ZUR BESONDEREN BEACHTUNG FÜR VERTRIEBSSTELLEN

Es ist zweckmässig, sich zu vergewissern dass:—

- (a) Die Adresse deutlich angegeben ist und der Auftrag auf dem richtigen Bestell-Formular eingesandt worden ist.
- (b) Die benötigten Teile in numerischer Reihenfolge angeführt sind.
- (c) Der Auftrag, wenn möglich, mit der Schreibmaschine bzw. mit Tinte geschrieben ist.

BEKANNTMACHUNG VON ÄNDERUNGEN

Vorgenommene Änderungen in Bezug auf diese Modelle werden in Nachträgen für Standard-Triumph Vertriebsstellen und Händler veröffentlicht werden, um eine Berichtigung des Kataloges entsprechend der allerneuesten Angaben zu ermöglichen.

FAHRGESTELLNUMMERN

Wo in Bezug auf die richtige Benennung eines Ersatzteiles irgendein Zweifel besteht, ist stets die Fahrgestellnummer des Wagens, mit etwaig vorausgehenden bzw. hinzugefügten Buchstaben anzuführen. Dies vermeidet Verzögerungen und ermöglicht eine schnellere Abfertigung. Die Fahrgestellnummer ist auf einer Messingplatte an der Stirnwand unter der Haube eingestanz.

WAGENREPARATUREN. Zur Beachtung

In einer Kundendienstschule werden Vertreter unserer Vertriebsstellen und Händler in der Unterhaltung und Bedienung von Standard-Triumph Wagen ausgebildet. Aus diesem Grunde sollte der Kunde von diesem Dienst, den unsere Vertreter in allen Angelegenheiten verbunden mit Unterhaltung und Bedienung bieten können, vollen Gebrauch machen.

— WARNUNG —

ES IST ÄUSSERST WICHTIG DASS BEIM EINBAU NEUER EINZELTEILE NUR ECHTE, VON DER STANDARD MOTOR CO. LTD. HERGESTELLTE ORIGINALTEILE VERWENDET WERDEN. DIES GARANTIERT, DASS DIE VON DEM ORIGINALTEIL GEGEBENE LEISTUNG EBENFALLS DURCH DEN ERSATZTEIL BEIBEHALTEN WIRD. VERGESSEN SIE NICHT, DASS DER ECHTE TEIL GARANTIERT IST.

DIE DURCH DIE FABRIKANTEN GESAMMELTEN ERFAHRUNGEN SICHERN DIE VERWENDUNG NUR ERSTKLASSIGEN MATERIALS UND ABSOLUTE GENAUIGKEIT IN DER HERSTELLUNG.

FARBENBEZEICHNUNGSTABELLE—KAROSSERIEFARBE, POLSTERUNG

Um dem Kunden bei Ersatzteil-Bestellungen welche mit Farbe oder Polsterung verbunden sind, zu helfen, ist ein Farbenbezeichnungs-System entwickelt worden, das alle Grundfarben und deren Schattierungen zusammenfasst.

(a) GRUNDFARBEN

Es sind **neun verschiedene Grundfarben** vorhanden, die wie folgt bezeichnet sind:—

- | | | |
|------------|---------|-----------|
| 1. Schwarz | 4. Gelb | 7. Purpur |
| 2. Rot | 5. Grün | 8. Grau |
| 3. Braun | 6. Blau | 9. Weiss |

(b) SCHATTIERUNGEN

Die **verschiedenen Schattierungen** werden jeweils durch eine vorgesetzte Nummer bezeichnet. Diese Nummern fangen mit '1' an, sodaß jede Schattierung eine zugehörige Nummer hat.

Die Tabelle lautet wie folgt.

Grundfarben	1. Schattierung	2. Schattierung	3. Schattierung	4. Schattierung
Schwarz				
Rot	72 Pimento	82 Carmine	92 Magenta	
Braun	23 Sienna			
Gelb	64 Mimosa			
Grün	65 Emerald			
Blau	96 Sapphire Blue	106 Mallard	126 French Blue	
Purpur				
Grau				
Weiss	19 White			

(c) **POLSTERUNG**

Die folgenden Vorbuchstaben gehen der Farbenbezeichnung voran, um das Hauptmaterial der Polsterung anzugeben.

Kunstleder	Ohne Vorbuchstaben
Leder	Vorbuchstabe 'H'
Stoff	Vorbuchstabe 'C'

(d) **ANZEIGE AUF DER FAHRGESTELLPLATTE**

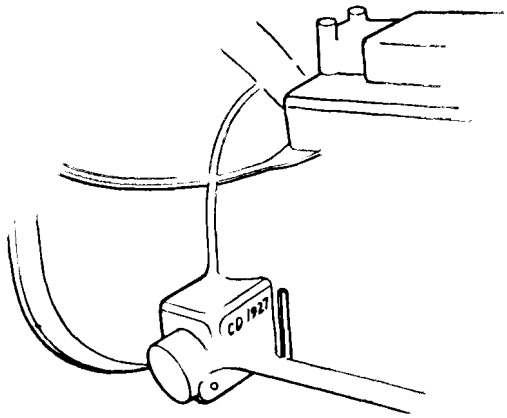
Die Karosseriefarbe und die Farbe sowie das Material der Polsterung werden in den betreffenden Spalten auf der Fahrgestellplatte angegeben, wie unten gezeigt, z.B. bezeichnet 56 königsblaue Lackierung und 13 hellbraunen Kunstlederbezug.



(e) **AKRYLFARBE**

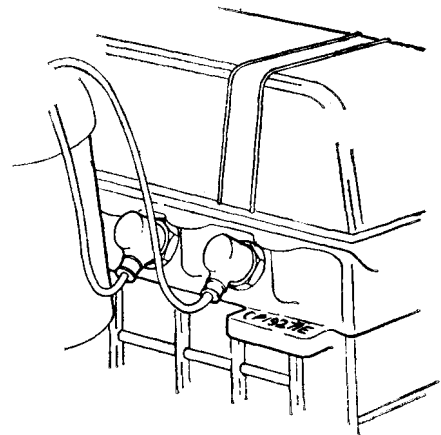
Zur Bezeichnung von Fahrzeugen, die mit Akrylfarbe gespritzt sind, wird der Vorbuchstabe "A" neben der Kennnummer der Farbe verwendet; z.B. "A25" bedeutet, dass das Fahrzeug mit Conifer-Akrylfarbe gespritzt wurde.

SERIENNUMMERN



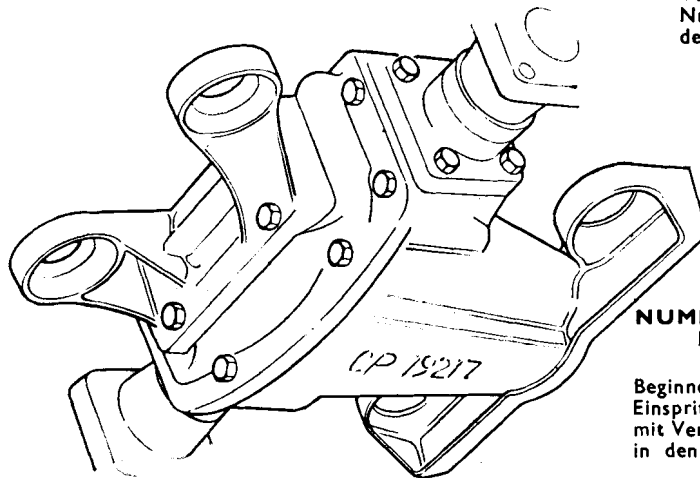
GETRIEBE-NUMMER

Beginnend mit CD1, ist diese Nummer an dem Vorsprung links am Getriebegehäuse ersichtlich.



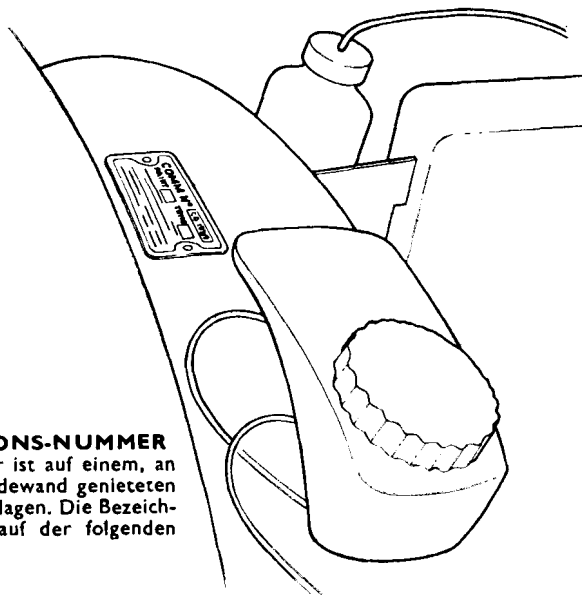
MOTOR-NUMMER

Beginnend mit CP25001E bei Modellen mit Einspritz-Motoren und CC25001E bei Modellen mit Vergaser-Motoren, ist diese Nummer auf der linken Seite in den Zylinder eingeschlagen.



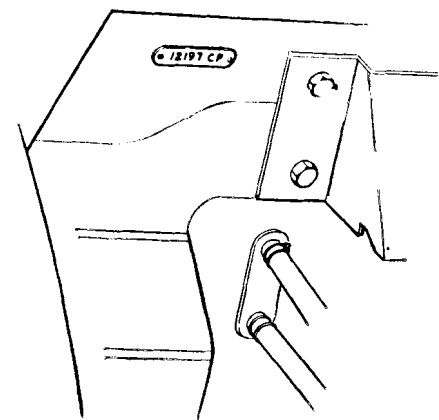
NUMMER DER HINTERACHSE-FÜR UNABHÄNGIGE RADAUFHÄNGUNG

Beginnend mit CP1 bei Modellen mit Einspritz-Motoren und CD1 bei Modellen mit Vergaser-Motoren, ist diese Nummer in den unteren Flansch eingeschlagen.



KOMMISSIONS-NUMMER

Diese Nummer ist auf einem, an die linke Scheidewand genieteten Schild eingeschlagen. Die Bezeichnungen sind auf der folgenden Seite erläutert.

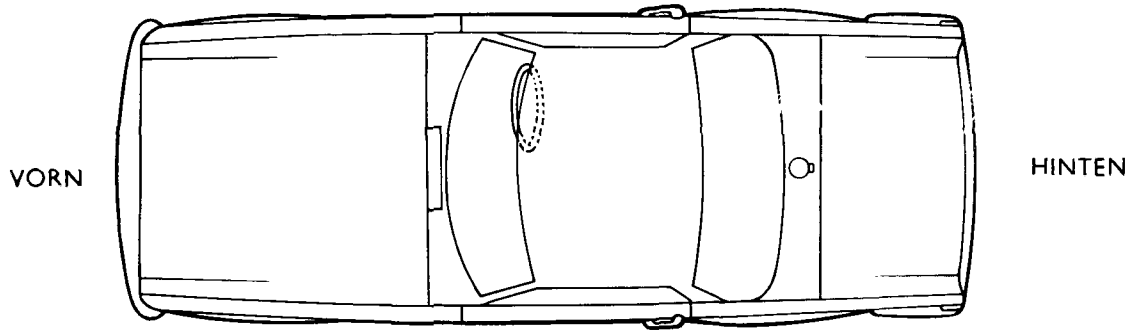


KAROSERIE-NUMMER

Beginnend mit 25001CP bei Modellen mit Einspritz-Motoren und 25001CC bei Modellen mit Vergaser-Motoren, ist diese Nummer auf einem, an die rechte Scheidewand genieteten Schild eingeschlagen.

RECHTE SEITE

RECHTSSTEUERUNG



LINKE SEITE

SERIENNUMMERN UND BUCHSTABEN

MODELLE MIT EINSPRITZ-MOTOREN

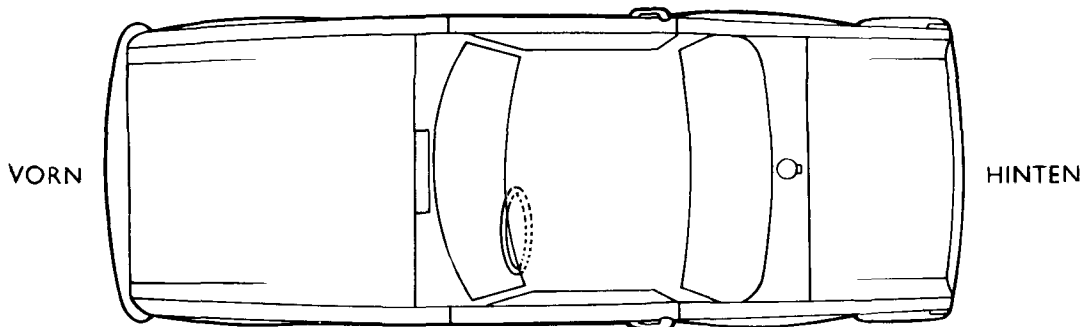
1973

Rechtslenker	CP25001	CR1
Linkslenker	CP25001L	..
Rechtslenker (mit Overdrive)	CP25001O	..
Linkslenker (mit Overdrive)	CP25001LO	..

MODELLE MIT VERGASER-MOTOREN

Rechtslenker	CC25001	CF1
Linkslenker	CC25001L	..
Rechtslenker (mit Overdrive)	CC25001O	..
Linkslenker (mit Overdrive)	CC25001LO	..

RECHTE SEITE



LINKSSTEUERUNG

LINKE SEITE

ALPHABETICAL INDEX

Description	Ref.No.	Description	Ref.No.
ENGINE (CARBURETTOR MODEL)	22-05 to 22-83	ENGINE (CARBURETTOR MODEL) contd.	
Air Cleaner	22-80	Cylinder Liner	22-09
Air Cleaner Element	22-80	Decarbonising Gasket Set	22-05
Air Cleaner Joint Washer	22-80	Distributor Driving Gear	22-27
Alternator Adjusting Link	22-83	Distributor Pedestal	22-27
Alternator Mounting Bracket	22-83	Emission Control Details	22-77,22-78
Breather Details	22-37	Emission Control Valve	22-37,22-38
Camshaft	22-23	Engine Gasket Set	22-05
Camshaft Chain Wheel	22-23	Engine Unit	22-05
Carburettor	22-44 to 22-75	Exhaust Manifold	22-33
Carburettor Air Valve	22-44,22-50	Exhaust Valve	22-17
Diaphragm	22-56,22-62	Fan	22-21
	22-68	Fan Belt	22-23
Carburettor Cam Lever	22-46	Fan Extension	22-23
Carburettor Coupling	22-48,22-54	Fan Pulley and Damper	22-21
	22-60,22-66	Front Engine Mounting	22-11
	22-72,22-74	Front Engine Plate	22-11
Carburettor Damper	22-44,22-50	Front Sealing Block	22-07
	22-56,22-62	Flywheel	22-23
Carburettor Float	22-48,22-52	Ignition Leads	22-80,22-81
	22-60,22-66	Inlet Manifold	22-33
	22-70,22-72	Inlet Valve	22-17
Carburettor Float Needle	22-48,22-52	Lifting Eyes	22-13
and Seat	22-58,22-64	Main Bearings	22-21
	22-70	Manifolds	22-33
Carburettor Metering Needle	22-44,22-50	Manifold Clamp	22-35
	22-56,22-62	Manifold Joint Washer	22-33
	22-68	Manifold Water Hoses	22-35
Carburettor Pipes	22-74	Oil Dipstick	22-11
Carburettor Repair Kits	22-75	Oil Filler Cap	22-19
Carburettor Starter Box	22-46,22-52	Oil Filter	22-40
	22-58,22-64	Oil Filter Element	22-40
	22-70	Oil Filter Gasket	22-40
Carburettor Temperature	22-44,22-50	Oil Pressure Adjustment	22-09
Compensator	22-56,22-62	Oil Pressure Switch	22-13
	22-68	Oil Pump	22-09
Connecting Rod	22-25	Oil Pump Drive Shaft	22-27
Connecting Rod Bearing	22-25	Oil Pump Filter	22-09
Connecting Rod Bush	22-25	Oil Sump	22-11
Crankshaft	22-21	Petrol Pump	22-42
Crankshaft Bearings	22-21	Petrol Pump Diaphragm	22-42
Crankshaft Bush	22-21	Petrol Pump Valve	22-42
Crankshaft Chain wheel	22-21	Piston	22-25
Cylinder Block	22-05	Piston Rings	22-25
Cylinder Head	22-15	Push Rod	22-17
Cylinder Head Gasket	22-15	Rear Engine Plate	22-13

ALPHABETICAL INDEX

Description	Ref.No.	Description	Ref.No.
ENGINE (CARBURETTOR MODEL) contd.		ENGINE (PETROL INJECTION MODEL)	
Rear Oil Seal	22-09	contd	
Rockers	22-17	Cylinder Head	23-15
Rocker Cover	22-19	Cylinder Head Gasket	23-17
Rocker Pedestal	22-17	Cylinder Liner	23-07
Rocker Shaft	22-17	Decarbonising Gasket Set	23-05
Rocker Springs	22-19	Distributor Driving Gear	23-27
Sparking Plug	22-80	Distributor Pedestal	23-27
Temperature Transmitter	22-31	Engine Gasket Set	23-05
Thermostat	22-31	Engine Unit	23-05
Thermostat Housing	22-31	Exhaust Manifold	23-33
Timing Chain	22-23	Exhaust Valve	23-17
Timing Chain Tensioner	22-25	Fan	23-21
Timing Cover	22-23	Fan Belt	23-21
Timing Cover Joint Washer	22-25	Fan Extension	23-21
Timing Cover Oil Seal	22-23	Fan Pulley and Damper	23-21
Valves	22-17	Front Engine Mounting	23-11
Valve Spring	22-17	Front Sealing Block	23-07
Valve Tappet	22-17	Flywheel	23-21
Water Drain Tap	22-09	Ignition Leads	23-49
Water Elbow	22-31	Inlet Manifold	23-33
Water Pump	22-29	Inlet Valve	23-17
Water Pump Bearing Housing	22-29	Injector Nozzle	23-44
Water Pump Gasket	22-29	Injection Pipes	23-44, 23-45
Water Pump Impeller	22-29	Lifting Eyes	23-45
Water Pump Pulley	22-29	Main Bearings	23-21
		Manifold Clamp	23-36
ENGINE (PETROL INJECTION MODEL)	23-05 to 23-49	Manifold Joint Washer	23-36
Air Cleaner	23-40	Manifold Water Pipe	23-36
Air Cleaner Element	23-40	Metering Pump	23-42
Air Manifold	23-40	Metering Pump Drive Gear	23-27
Alternator Adjusting Link	23-49	Metering Pump Driven Gear	23-27
Alternator Mounting Bracket	23-49	Oil Dipstick	23-09
Breather Details	23-38	Oil Filler Cap	23-19
Camshaft	23-22	Oil Filter	23-47
Camshaft Chain Wheel	23-22	Oil Filter Element	23-47
Closed Circuit Breather	23-38	Oil Filter Gasket	23-47
Connecting Rod	23-25	Oil Pressure Relief Valve	23-09
Connecting Rod Bearing	23-25	Oil Pressure Switch	23-13
Connecting Rod Bush	23-25	Oil Pump	23-09
Crankshaft	23-21	Oil Pump Drive Shaft	23-27
Crankshaft Bearings	23-21	Oil Pump Filter	23-09
Crankshaft Bush	23-21	Oil Pump	23-09
Crankshaft Chainwheel	23-21	Piston	23-25
Cylinder Block	23-05	PistonRings	23-25
		Push Rod	23-17
		Rear Engine Plate	23-11

ALPHABETICAL INDEX

Description	Ref.No.	Description	Ref.No.
ENGINE (PETROL INJECTION MODEL)		GEARBOX - contd.	
Rear Oil Seal	23-07	Countershaft	23-71
Rockers	23-19	Countershaft Gears	23-71
Rocker Cover	23-19	Extension	23-57,23-59
Rocker Pedestal	23-17	Front End Cover	23-57
Rocker Shaft	23-17	Front End Cover Oil Seal	23-57
Rocker Springs	23-19	Gear Lever	23-63
Sparking Plug	23-49	Gear Lever Knob	23-63
Temperature Transmitter	23-31	Mainshaft	23-67
Thermostat	23-31	Mainshaft Bearings	23-67,23-69
Thermostat Housing	23-31	Mainshaft Flange	23-67
Timing Chain	23-25	Mainshaft Gears	23-67,23-69
Timing Chain Tensioner	23-25	Rear Engine Mounting	23-65
Timing Cover	23-25	Rear Oil Seal	23-57
Timing Cover Joint Washer	23-25	Reverse Gear	23-73
Timing Cover Oil Seal	23-25	Reverse Spindle	23-73
Valves	23-17	Selectors	23-61
Valve Spring	23-17	Selector Fork	23-61
Valve Tappet	23-17	Speedo Driven Gear	23-59
Water Drain Tap	23-07	Speedo Driven Gear Bearing	23-59
Water Elbow	23-31	Top Cover	23-59
Water Pump	23-29	CHASSIS FRAME	23-76,23-79
Water Pump Bearing Housing	23-29	Body Mounting Bracket	23-76
Water Pump Gasket	23-29	Engine Mounting Crossmember	23-79
Water Pump Impellor	23-29	Front Crossmember	23-76
Water Pump Pulley	23-29	Radiator Mounting Bracket	23-76
CLUTCH	23-52,23-54	Radiator Protection Shield	23-78
Cover Assembly	23-52	Rear Crossmember	23-78
Diaphragm Spring	23-52	Steering Mounting Bracket	23-76
Driven Plate	23-52	Top Cross Tube	23-78
Operating Fork	23-52	FRONT SUSPENSION	23-82 to 24-07
Operating Shaft	23-54	Bottom Trunnion Assembly	23-86
Push Rod	23-54	Hub	23-86
Slave Cylinder	23-54	Hub Bearing	23-86
Slave Cylinder Support Bracket	23-54	Hub Oil Seal	23-86
Throw-out Bearing	23-52	Lower Fulcrum Bracket	24-05
Throw-out Sleeve	23-52	Lower Wishbone Arm	23-86
GEARBOX	23-57 to 23-73	Road Spring	24-07
Attachment Details	23-65	Road Spring Pan	24-05
Casing	23-57	Shock Absorber	24-07
Change Speed Lever Details	23-63	Steering Tie Rod Lever	23-84
Constant Pinion Bearing	23-71	Stub Axle	23-86
Constant Pinion Shaft	23-71	Upper Ball Joint Assembly	23-84
		Upper Fulcrum Pin	23-82
		Upper Wishbone Arm	23-82

ALPHABETICAL INDEX

Description	Ref.	Description	Ref.
FRONT SUSPENSION - Continued		STEERING - Continued	
Vertical Link	23-84	Outer Ball Joint	24-47
ANTI-ROLL BAR	24-11	Rack and Pinion Assembly	24-45
INDEPENDENT REAR AXLE	24-15 to 24-25	Steering Wheel	24-41
Centre Assembly	24-15	Universal Joint	24-45
Crown Wheel and Pinion	24-17	Upper Inner Column	24-41
Differential Bearings	24-17	Upper Outer Column	24-41
Differential Casing	24-17	HANDBRAKE ASSEMBLY	24-51,24-53
Differential Gears	24-17	Cable Assembly	24-53
Driving Flange and Hub	24-23,24-25	Compensator Link	24-51
Hub Housing	24-23	Compensator Sector	24-51
Hypoid Housing	24-15	Hand Grip	24-51
Inner Shaft	24-21	Hand Lever	24-51
Mounting Plate	24-15	Pawl	24-51
Mounting Rubbers	24-21	Ratchet	24-51
Outer Shaft	24-21,24-23	ACCELERATION CONTROL	
Pinion Flange	24-21	(CARBURETTOR MODEL)	24-57,24-59
Rear Cover	24-15	Acceleration Pedal	24-57
INDEPENDENT REAR		Bearing	24-57
SUSPENSION	24-29,24-31	Control Rod	24-59
Bump Rubber	24-31	Lever	24-57
Damper	24-31	Return Spring	24-57
Damper Link	24-31	ACCELERATION CONTROL	
Rebound Rubber	24-31	(PETROL INJECTION MODEL)	24-61 to 24-67
Road Spring	24-29	Accelerator Cable	24-61
Road Spring Insulator	24-29	Accelerator Pedal	24-61,24-63
Trailing Arm	24-29	Bearing	24-61
Trailing Arm Support Bracket	24-29	Choke Cable	24-65
PROPELLOR SHAFT	24-35	Choke Cable Cam	24-65
Universal Joint	24-35	Choke Control Cam Carrier	24-65
ROADWHEELS	24-35,24-37	Countershaft	24-63,24-65
Balance Weights	24-37	Return Spring	24-61
Disc Road Wheel	24-35	Throttle Control Cable	24-67
Wheel Trim	24-37	CLUTCH AND BRAKE PEDALS	24-71,24-73
Wire Wheels	24-35	Brake Pedal	24-71
STEERING	24-41 to 24-47	Clutch Pedal	24-71
Flexible Coupling	24-43	Rubber Pad	24-71
Inner Ball Joint	24-47	Pedal Shaft	24-71
Lower Column	24-43	Support Bracket	24-73
Mounting Rubber	24-47	MASTER CYLINDER	24-75 to 24-79
		Cap	24-75,24-79
		Cover	24-77

ALPHABETICAL INDEX

Description	Ref.	Description	Ref.
MASTER CYLINDER - Continued		EXHAUST SYSTEM	25-45 to 25-49
Plunger	24-75,24-79	(CARBURETTOR MODEL)	
Push Rod	24-77,24-79	Attachment Details	25-45,25-48
Seal	24-75,24-77	Front Pipe	25-45,25-48
	24-79	Intermediate Pipe	25-45,25-48
Servo Unit	24-77	Silencer and Tail Pipe	25-45,25-47
Valve	24-75,24-77		25-49
BRAKE UNIT	24-83 to 25-06	EXHAUST SYSTEM	
Front Brake Caliper	24-83,24-85	(PETROL INJECTION MODEL)	25-50,25-53
Front Brake Dust Shield	25-05	Attachment Detail	25-50,25-52
Front Brake Friction Disc	25-05	Front Pipe	25-50
Front Brake Lining Pad	24-83	Intermediate Pipe	25-50
Front Brake Service Kit	24-83	Silencer and Tail Pipe	25-52,25-53
Rear Brake Adjuster Unit	25-05	RADIATOR	25-56,25-58
Rear Brake Assembly	25-05	Block	25-56
Rear Brake Back Plate	25-05	Filler Cap	25-56
Rear Brake Drum	25-06	Overflow Bottle	25-58
Rear Brake Hand Lever	25-05	TOOLS AND SERVICE KITS	25-60,25-61
Rear Brake Service Kit	25-05	Instruction Books	25-60
Rear Brake Shoe	25-06	Lifting Jack	25-60
Rear Brake Shoe Return Spring	25-06	Repair Kits	25-61
Rear Brake Wheel Cylinder	25-05	Tools	25-60
HYDRAULIC PIPES	25-09 to 25-19	ELECTRICAL EQUIPMENT	25-64 to 26-34
Brake Pipes	25-09,25-11	Alternator	25-70,25-71
	25-51,25-17	Ammeter	26-24
Clutch Pipes	25-13,25-17	Battery	26-33
Servo Pipes	25-13,25-19	Body Harness	26-34
PETROL SYSTEM		Brake Warning Light	26-27
(CARBURETTOR MODEL)	25-23 to 25-32	Brush Box	25-70
Filler Cap	25-23	Choke Control	26-29
Pipes	25-27	Control Box	26-31
Tank	25-23,25-31	Courtesy Switch	26-20
	25-32	Dipping Switch	26-31
PETROL SYSTEM	25-35 to 25-43	Distributor	25-66
(PETROL INJECTION MODEL)		Distributor Bush and Spring	25-66
Filler Cap	25-35	Distributor Contact Set	25-66
Filter	25-37	Distributor Rotor Arm	25-66
Gauge - Tank Unit	25-37	Engine Leads	26-36
Pipes	25-37 to 25-43	Flasher Unit	25-76
Pump	25-39	Flasher Switch	25-78
Tank	25-35	Foot Dipping Switch	26-36
		Front Flasher Lamp	26-05,26-07

ALPHABETICAL INDEX

Description	Ref.	Description	Ref.
ELECTRICAL EQUIPMENT - Continued		ELECTRICAL EQUIPMENT - Continued	
Front Flasher Repeater	26-07,26-09	Windscreen Wiper Blade	25-80
Lamp	26-12	Windscreen Wiper Motor	25-80
Fuel Pump and Motor	25-64	Windscreen Wiper Switch	26-27
Fuse Box	26-31		
Hazard System Relay	25-78	BODY AND FITTINGS	26-39 to 28-70
Hazard Warning Light	26-27	'A' Post Inner Assembly	26-56
Hazard Warning Light Switch	26-27	'A' Post Outer Assembly	26-56
Headlamps	25-82,25-84	Air Intake Grille	26-54
Headlamp Switch	25-78	Ash Tray Facia	27-15
Headlamp Light Unit	25-82,25-84	Body Complete	26-39,26-40
Horn	25-76	Body Finishers	27-59
Horn Push	25-76	Body Mouldings	27-59
Ignition Coil	25-68	Body Mounting Pads	26-42 to 26-46
Ignition Relay	26-31	Body Shell	26-40
Ignition Starter Switch	26-24,26-25	Bonnet	26-64
	26-26	Bonnet Fastener	26-66
Interior Lamp	26-18,26-19	Bonnet Fastener Catch Plate	26-66
Main Harness	26-34	Bonnet Hinge	26-64
Number Plate Lamp	26-18	Bonnet Medallion (Motif)	26-64
Oil Pressure Gauge	26-24	Bonnet Release Cable	26-68
Panel Light Switch	26-24	Bonnet Sealing Rubber	26-68
Petrol Gauge	26-24	Bonnet Stay Rod	26-64
Rectifier Diode Pack	25-70,25-71	'B' Post Assembly	26-56
Rev. Counter	26-22	Bulkhead Assembly	26-52
Rev. Counter Cable	26-22	Bulkhead End Panel	26-54
Reverse Lamp Switch	26-31	Carpets	27-61 to 27-75
Side/Flasher Lamp	26-05,26-07	Cubby Box	27-09
Side and Headlamp Switch	25-78	Cubby Box Hinge	27-11
Solenoid	25-72,25-73	Cubby Box Lid	27-11
Speedometer	26-22	Cubby Box Lid Lock	27-11
Speedometer Cable	26-22	Door	26-70
Starter Motor	25-72	Door Check Strap	26-70
Starter Motor Armature	25-72	Door Draught Excluder	26-80,26-81
Starter Motor Brush Set	25-72	Door Driving Mirror	27-59
Starter Motor Pinion Drive	25-72	Door Glass	26-72
Starter Solenoid	25-72	Door Glass Channel	26-74
Stop,Tail Flasher and	26-11,26-14	Door Glass Stop Bracket	26-76
Reflex Lamp	26-16	Door Handle - Outside	26-72
Stop Lamp Switch	26-31	Door Hinge	26-70
Temperature Gauge	26-24	Door Lock	26-70,26-72
Trafficator Switch	25-78	Door Lock Link	26-70
Voltage Stabiliser	26-22	Door Lock Striker	26-72
Windscreen Washer	26-33	Door Remote Control	26-70
Windscreen Washer Switch	26-27,26-29	Door Remote Control Handle	26-72
Windscreen Wiper Arm	25-80	Door Sealing Rubber	26-76

ALPHABETICAL INDEX

Description	Ref.	Description	Ref.
BODY AND FITTINGS - contd.		BODY AND FITTINGS - contd.	
Door Trim Pad	26-78,26-80	Rear Bumper Support Bracket	27-57
Door Waist Trim Finisher	26-78	Rear Deck Assembly	26-60
Door Window Regulator	26-76	Rear Floor Side Panel	26-62
Door Window Regulator Handle	26-76	Rear Quarter Casing	27-77,27-79
Facia Crash Pad	27-11	Rear Quarter Panel	26-56
Facia Panel Attachment details	27-13,27-15	Rear Seat Pan	26-62
Facia Panel (Metal)	27-09	Rear Trim Board	27-81
Facia Panel (Veneer)	27-11	Rear Valance Assembly	26-60
Facia Support Bracket	27-13	Rear Wheelarch	26-56
Facia Vent Level	27-09	Rear Wheelarch Cover	27-79,27-81
Fresh Air Louvres	27-09	Rear Wing Assembly	26-58
Front Medallion	26-64	Roof Assembly (Hard Top)	27-49 to 27-53
Front Bumper Bar	27-55	Rubber Mats	27-67
Front Bumper Support Bracket	27-55	Scuttle Panel Assembly	26-54
Front Seat	27-85 to 28-70	Sill Inner Panel	26-56
Front Seat Slide	28-11,28-46	Sill Outer Panel	26-56
Front Upper Valance Stay Rod	26-48	Spare Wheel Clamp	27-31
Front Valance and Apron	26-48	Spare Wheel Pan	26-62
Front Wheelarch	26-50	Steering Column Cowl	27-17,27-19
Front Wheelarch Closing Panel	26-52	Steering Column Escutcheon	27-17,27-19
Front Wing	26-48	Steering Column Support	27-19,27-21
Gearbox Cover	26-60	Sun Visor	26-05,26-07
Headlining (Hard Top)	27-49	Switch Mounting Plinth	27-15
Heater Controls	27-25	Tool Stowage Strap	27-31
Heater Demister Duct	27-25	Trunk Lid	27-29
Heater Demister Hose	27-23	Trunk Lid Hinge	27-29
Heater Demister Outlet	27-27	Trunk Lid Lock	27-29
Heater Unit	27-23	Trunk Lid Nameplates	27-31
Heater Water Hose	27-23	Trunk Lid Stay	27-29
Heelboard	26-62	Vent Lid Assembly	26-54
Hood Cover	27-39 to 27-43	Vent Lid Lever	27-09
Hood Closing Handle	27-43	Windscreen Frame	26-83
Hood Sealing Rubbers	27-45	Windscreen Glass	26-83
Hoodstick Assembly	27-33 to 27-39	Windscreen Glazing Rubber	26-83
Hood Stowage Cover	27-44 to 27-47	MISCELLANEOUS BODY FITTINGS	28-73,28-74
Hood Webbing	27-39	Blanking Plugs	28-73
Interior Mirror	26-85,27-05	Grommets	28-73
Interior Sun Visor	27-05,27-07	Safety Harness Attachments	28-73,28-74
Main Floor Panel	26-60	OVERDRIVE	28-78 to 29-07
Petrol Tank Casing Board	27-81	Accumulator Piston	28-84
Plenum Assembly	26-54	Accumulator Pressure Spring	28-84
Propshaft Tunnel	26-60	Adaptor Plate	28-82
Radiator Cowl	26-48	Cam	28-84
Radiator Grille	26-64	Clutch	28-86
Rear Bumper Bar	27-55		

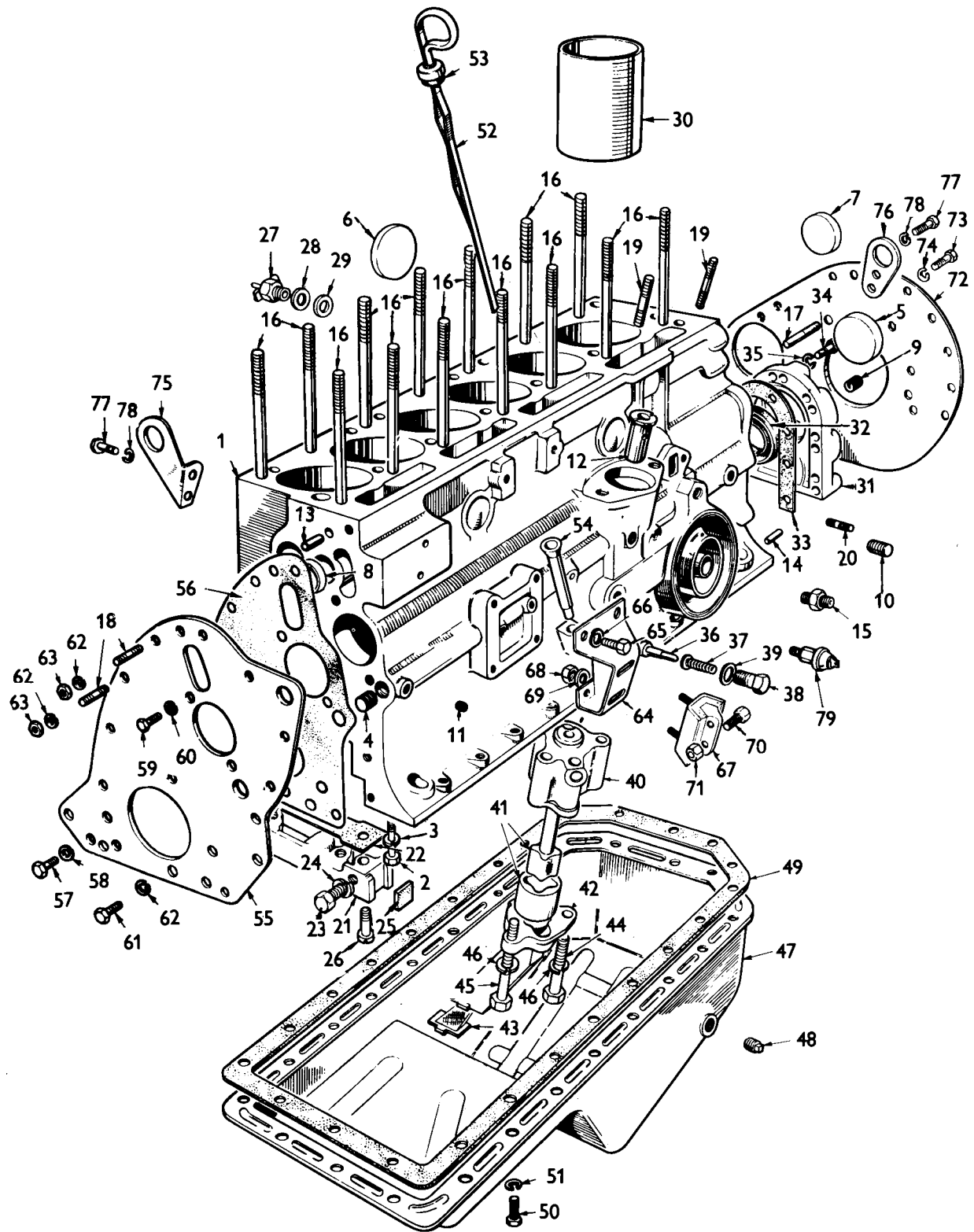


PLATE A

ENGINE
(CARBURETTOR MODEL)

Plate No.	Part No.	Description	No. per Unit	Remarks
	516794	†ENGINE UNIT 8.6 : 1 Ratio (Carburettor Model only)	1	Fitted up to Engine CP.75000
		Note:- The above units are less water pump, distributor, alternator, petrol pump, oil filter, thermostat, inlet and manifolds, carburettors and sparking plugs.		
	UKC 0560	SHORT ENGINE	1	Fitted from CC.75001
		Note:- The above units comprise of Cylinder Block,Crankshaft,Pistons, Connecting Rods,Bearings and Ancilliary Attachments Details.		
	517276	DECARBONISING GASKET SET	1	Fitted up to Engine No. CC.75000
	520884	DECARBONISING GASKET SET	1	Fitted from Engine No. CC.75001
	517275	ENGINE GASKET SET	1	
A1	517611	CYLINDER BLOCK	1	Fitted up to CC.75000
	520880	CYLINDER BLOCK	1	Fitted from CC.75001 up to
	UKC 0902	CYLINDER BLOCK	1	Fitted from
		CAP, bearing - Front and intermediate	}	Not serviced
		CAP, bearing - Rear		
A2	HB1024	BOLT - Caps to block	8	
A3	WL0210	WASHER, lock - Caps to block	8	
A4	PS1103	PLUG, core, oil gallery, front	1	
A5	148353	PLUG, core, rear of camshaft	1	
A6	144688	PLUG, core, front face and R.H. side of block	5	
A7	144686	PLUG, core, rear face and L.H. side of block	3	

Note:- Items marked thus † are available on our Factory Exchange Unit Scheme

ENGINE
(CARBURETTOR MODEL)

Plate No.	Part No.	Description	No. Per Unit	Remarks
A8	144687	PLUG, core, front face of block	1	
A9	118632	PLUG, dry seal, oil gallery, rear	1	
A10	PU1404	PLUG, oil gallery	1	
A11	118686	PLUG, oil gallery	5	
	116511	PLUG, oil gallery	1	
A12	149776	BUSH, oil pump drive shaft	1	
A13	DP0514	DOWEL, timing cover attachment	2	
A14	DP0612	DOWEL, engine plate to gearbox	2	
A15	143943	ADAPTOR, oil pressure gauge pipe	1	
A16	146200	STUD, cylinder head attachment	14	All markets except U.S.A. fitted up to CC.66569
	157231	STUD, cylinder head attachment	14	All markets except U.S.A. fitted from CC.66570
	146200	STUD, cylinder head attachment	13	U.S.A. Markets only fitted up to CC66569
	157231	STUD, cylinder head attachment	13	U.S.A. Markets only fitted from CC.66570 up to CC75000
	156274	STUD, cylinder head attachment	1	U.S.A. Markets only
	157231	STUD, cylinder head attachment	12	U.S.A. Markets only from Engine No. CC75001
	156274	STUD, cylinder head attachment	2	
A17	139836	STUD, gearbox and rear engine plate attachment	3	
A18	100433	STUD, timing cover and engine plate attachment	2	
A19	101962	STUD, distributor pedestal attachment	2	
A20	100433	STUD, petrol pump attachment	2	Fitted up to Engine No.
	101962	STUD, petrol pump attachment	2	Fitted from Engine No.
A21	151134	BLOCK, sealing, front	1	
A22	150022	GASKET, sealing block	1	
A23	PT0805	SCREW, set - Sealing block to front engine plate	2	
A24	WL0208	WASHER, lock - Sealing block to front engine plate	2	
A25	36234	PIECE, filling - Sealing block to cylinder block	2	
A26	100501	SCREW - Sealing block to cylinder block	2	

Note:- Items marked thus † are available on our Factory Exchange Unit Scheme

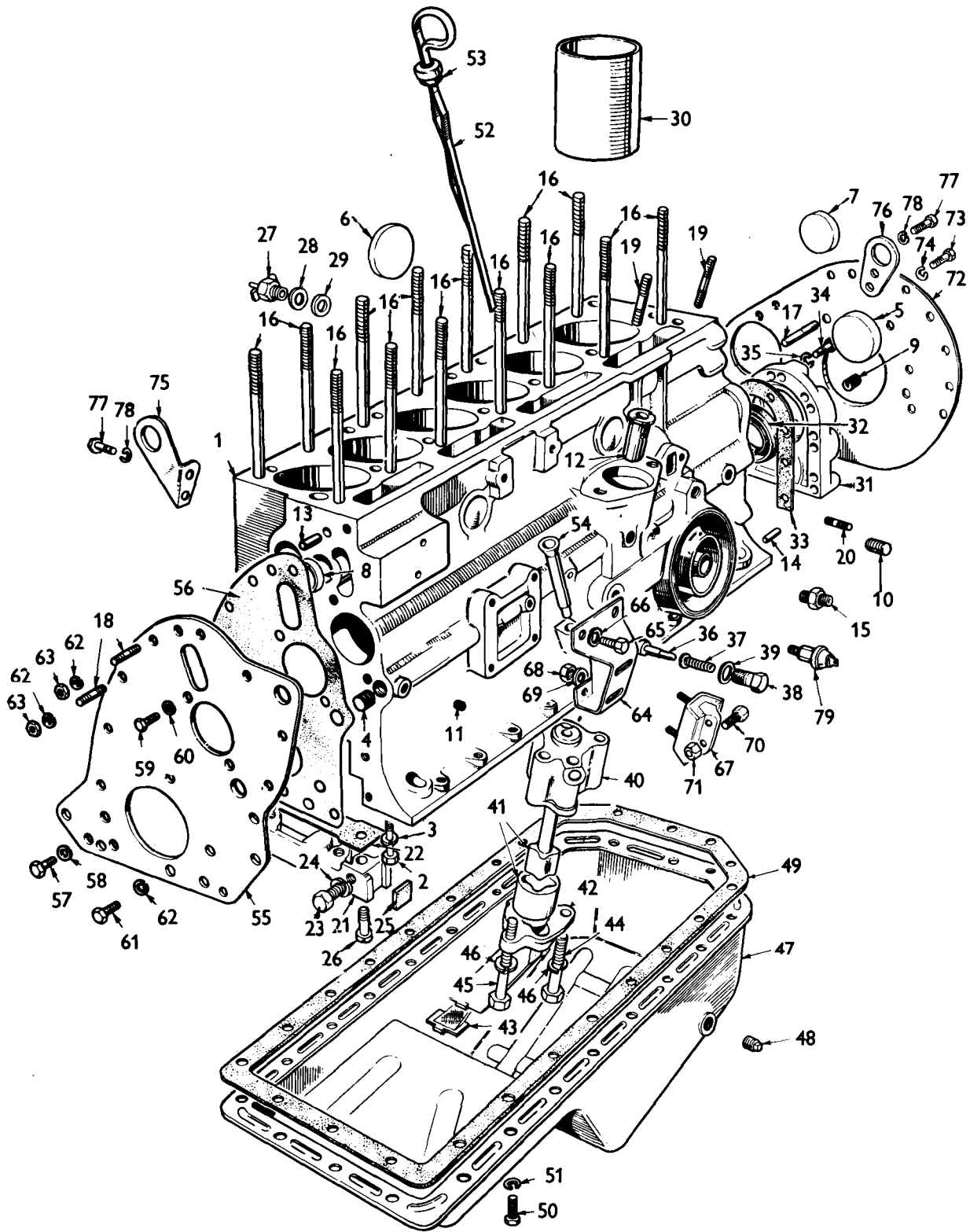


PLATE A

ENGINE
(CARBURETTOR MODEL)

Plate No.	Part No.	Description	No. Per Unit	Remarks
		CYLINDER BLOCK - Continued		
A27	146326	TAP, water drain	1	} Fitted up to
	129077	PLUG, drain	1	
A28	WFO511	WASHER, fibre, water drain tap	A/R	
A29	WFO525	WASHER, fibre, water drain tap	A/R	
	WFO511	WASHER, fibre	1	
A30	145021	CYLINDER LINER	6	
A31	212622	REAR OIL SEAL HOUSING	1	Fitted up to
	156530	REAR OIL SEAL ASSEMBLY	1	Fitted from
A32	143456	SEAL, oil, crankshaft	1	
A33	105321	WASHER, joint - Housing to cylinder block	1	
A34	HB0809	BOLT - Housing to cylinder block	7	
A35	WLO208	WASHER, lock, Housing to cylinder block	6	
	500469	WASHER, copper, fitted under head of top bolt	1	
		OIL PRESSURE ADJUSTMENT DETAILS		
A36	132107	PISTON, relief valve	1	
A37	131535	SPRING, relief valve piston	1	
A38	107246	PLUG, relief valve	1	
A39	501258	WASHER, relief valve plug	1	
	149634	OIL PUMP ASSEMBLY	1	} Fitted up to Engine No. CC66296
A40	127732	BODY assembly, oil pump	1	
	104963	PLUG, core, oil pump body	1	
A41	508975	ROTOR AND SPINDLE, assembly	1	
A42	214842	COVER, oil pump body	1	
A43	149621	FILTER, oil pump	1	
A44	HB0724	BOLT - Oil pump to cylinder block	2	
A45	HB0727	BOLT - Oil pump to cylinder block	1	
A46	WLO207	WASHER, lock - Oil pump to cylinder block	3	
	217488	OIL PUMP ASSEMBLY	1	
	519569	OIL PUMP SPINDLE and Outer Rotor Assembly (Matching Pair)	1	
	217486	BODY, oil pump	1	
	217487	COVER, oil pump box	1	
	155370	STRAINER and suction pipe assembly	1	
	HB7026	BOLT, oil pump body to cylinder block	3	
	155371	NUT, suction pipe and strainer body	1	

Note:- Items marked thus † are available on our Factory Exchange Unit Scheme

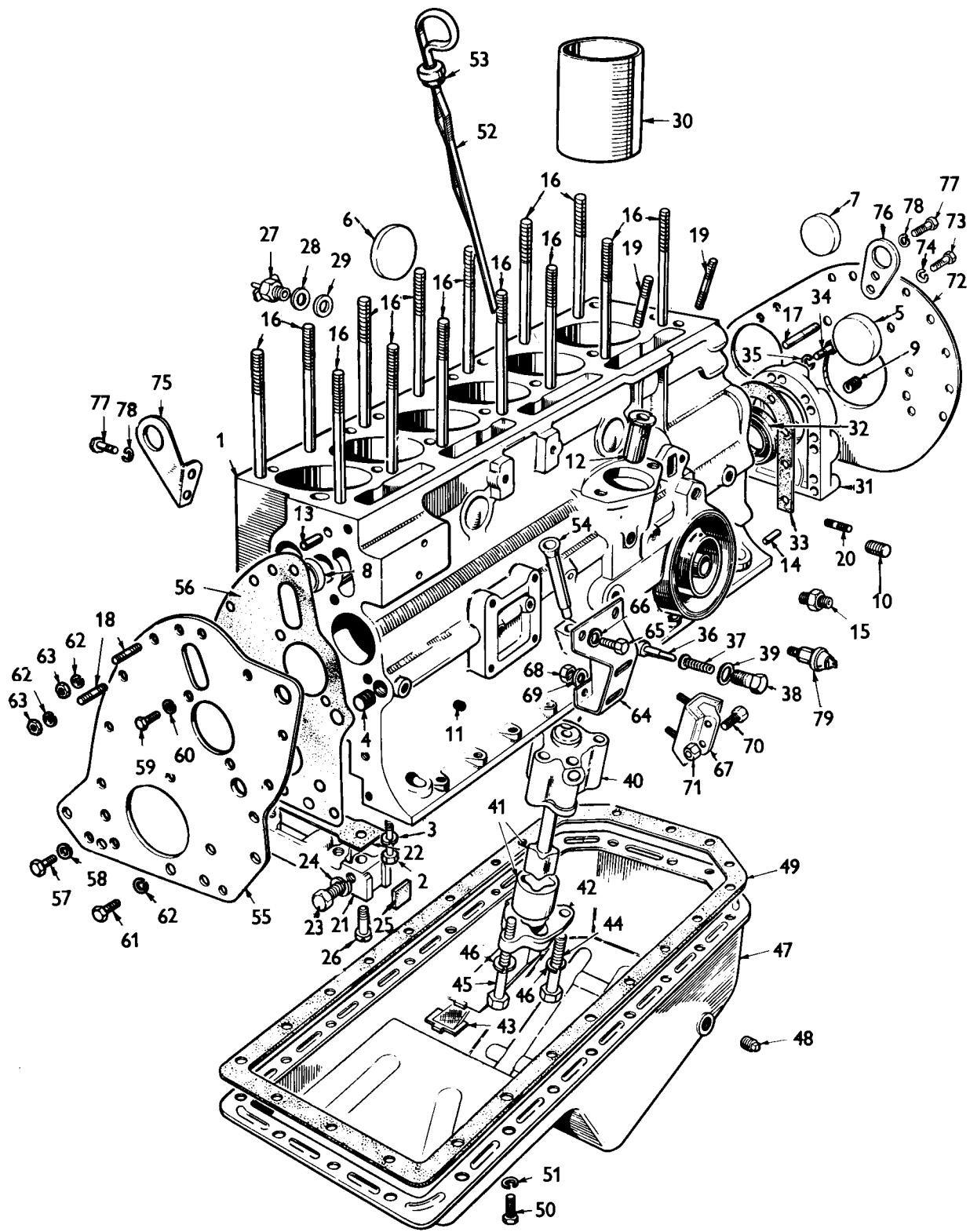


PLATE A

ENGINE
(CARBURETTOR MODEL)

Plate No.	Part No.	Description	No. Per Unit	Remarks
A47	307836	OIL SUMP ASSEMBLY	1	
A48	114774	PLUG, oil drain	1	Alternative to 153452
	153452	PLUG, oil drain	1	Alternative to 114774
A49	211125	GASKET, between sump and block	1	
A50	HU0805	SCREW, set - Oil sump to cylinder block	23	
A51	WL0208	WASHER, lock - Oil sump to cylinder block	23	
A52	147712	DIPSTICK ASSEMBLY	1	
A53	32307	WASHER, felt, on dipstick	1	
A54	127652	TUBE, dipstick	1	
A55	215349	FRONT ENGINE PLATE	1	
A56	215350	WASHER, joint, front engine plate	1	
A57	HU0806	SCREW, set - Front engine plate to cylinder block	3	
A58	WL0208	WASHER, lock - Front engine plate to cylinder block	3	
A59	HU0807	SCREW, set - Front engine plate and camshaft locating plate to cylinder block	2	
A60	WL0208	WASHER, lock - Front engine plate and camshaft locating plate to cylinder block	2	
A61	HU0807	SCREW, set - Timing cover and front engine plate to cylinder block	5	
A62	WL0208	WASHER, lock - Timing cover and front engine plate to cylinder block	7	
A63	HN2008	NUT - Timing cover and front engine plate to cylinder block	2	
A64	145385	ENGINE MOUNTING BRACKET ASSY.	2	
A65	HU0906	SCREW, set - Mounting bracket to cylinder block	8	Fitted up to Engine No. CC50,000 and from
	TD0911	STUD - Securing mounting bracket to cylinder block	2	
	HU0906	SCREW, set - Securing mounting bracket to cylinder block	6	Fitted from Engine No. CC50,001 up to
	HN2009	NUT - Securing mounting bracket to cylinder block	2

Note:- Items marked thus † are available on our Factory Exchange Unit Scheme

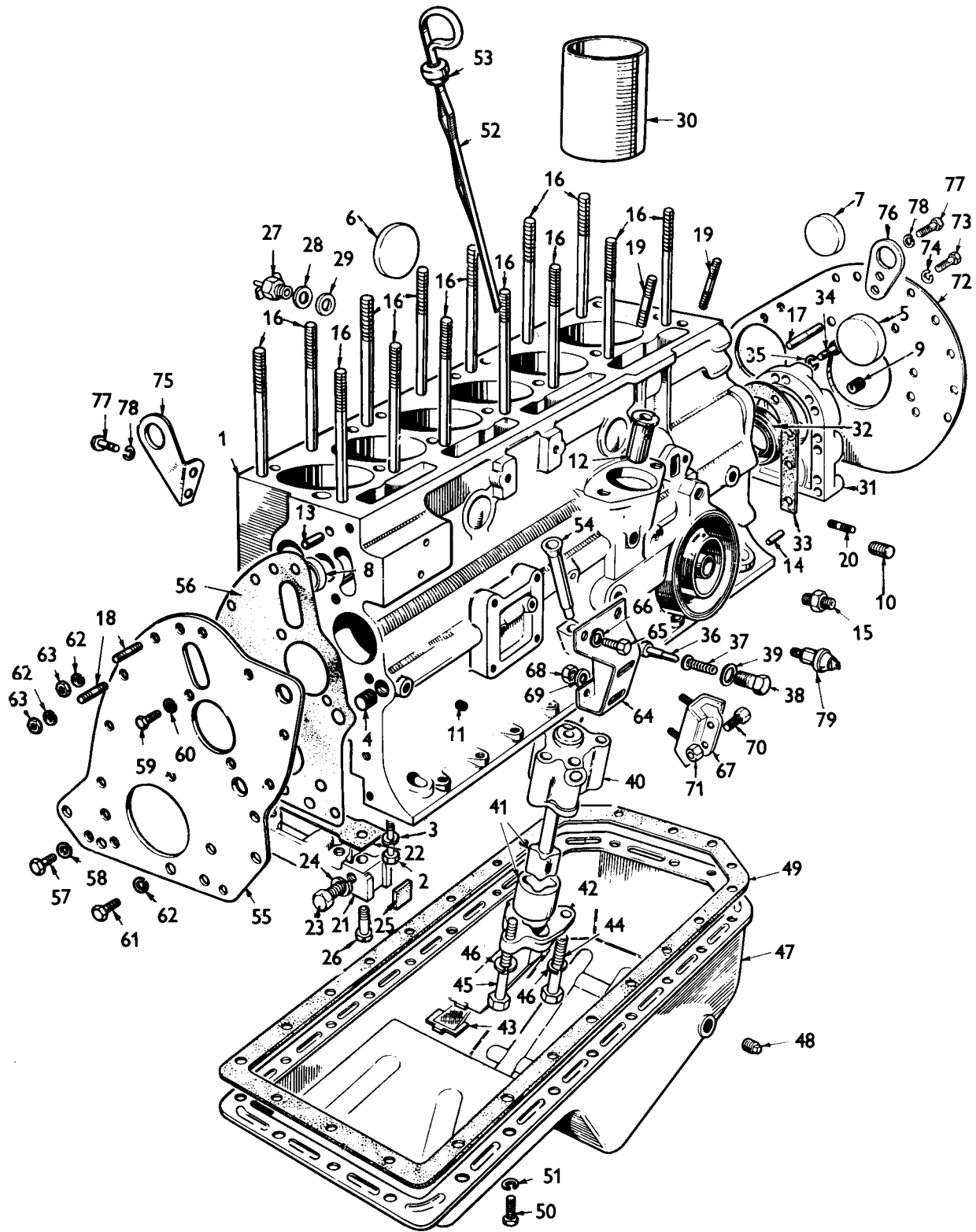


PLATE A

ENGINE
(CARBURETTOR MODEL)

Plate No.	Part No.	Description	No. Per Unit	Remarks
A66	WL0209	WASHER, lock - Mounting bracket to cylinder block	8	
A67	132669	MOUNTING, flexible	2	
A68	TN3209	NUT, nyloc - Flexible mounting to bracket	4	
A69	WP0009	WASHER, plain - Flexible mounting to bracket	4	
A70	HB0909	BOLT - Flexible mounting to chassis frame	4	
A71	YN2909	NUT, nyloc - Flexible mounting to chassis frame	4	
A72	211505	REAR ENGINE PLATE	1	
A73	HU0807	SCREW, set - Rear engine plate to cylinder block	7	
A74	WL0208	WASHER, lock - Rear engine plate to cylinder block	7	
		ENGINE LIFTING EYES		
A75	123716	EYE, lifting, front	1	
A76	145987	EYE, lifting, rear	1	
A77	HU0805	SCREW, set - Lifting eyes to cylinder block	4	
A78	WL0208	WASHER, lock - Lifting eyes to cylinder block	3	
A79	121398	OIL PRESSURE SWITCH	1	Fitted up to Eng. No. CF 1 UE
	159784	OIL PRESSURE SWITCH	1	Fitted From Eng. No. CF 1 UE

Note:- Items Marked thus † are available on our Factory Exchange Unit Scheme

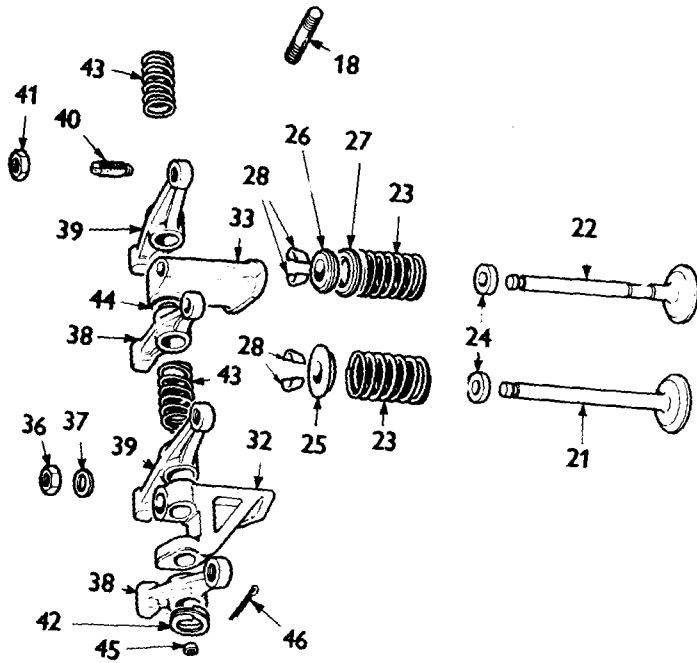
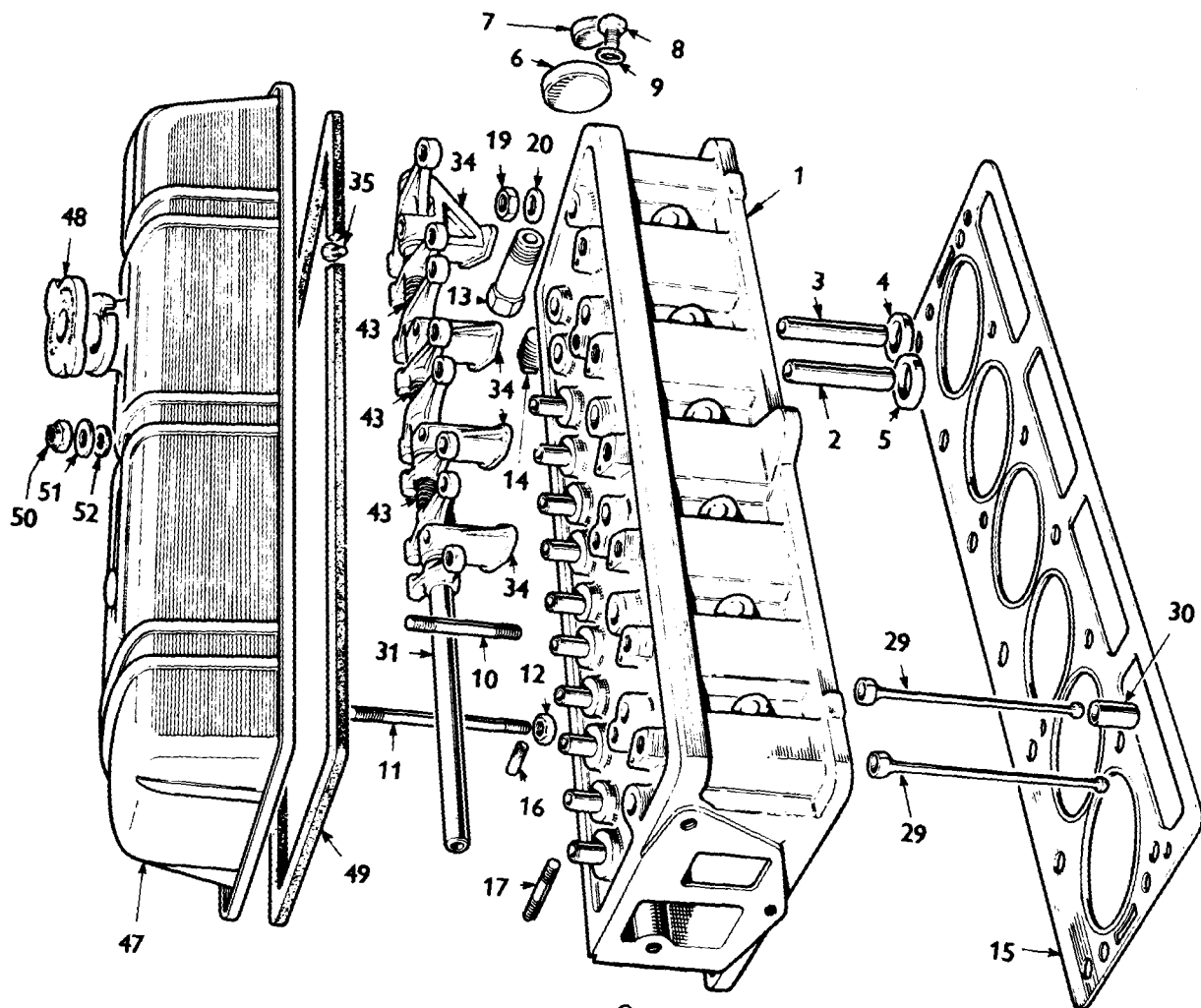


PLATE B

ENGINE
(CARBURETTOR MODEL)

Plate No.	Part No.	Description	No. per unit	Remarks
	516796	CYLINDER HEAD ASSEMBLY (8.6 : 1 Compression Ratio) (with valves and springs less studs)	1	Fitted up to Engine CC75000
	520868	CYLINDER HEAD ASSEMBLY (7.75 : 1 Compression Ratio) (with valves and springs less studs)	1	Fitted from Engine No. CC.75001
B1	516797	CYLINDER HEAD ASSEMBLY (8.6 : 1 Compression Ratio) (less valves, springs and studs)	1	Fitted from Engine No. CC.75000
	520870	CYLINDER HEAD ASSEMBLY (7.75 : 1 Compression Ratio) (less valves, springs and studs)	1	Fitted from Engine No. 75001
B2	58923	GUIDE, valve, inlet	6	
B3	111869	GUIDE, valve, exhaust	6	
B4	146497	INSERT, valve seat - Exhaust	6	Fitted up to Eng. No. CF 1 UE
B5	146496	INSERT, valve seat - Inlet	6	Fitted up to Eng. No. CF 1 UE
	159904	INSERT, valve seat - exhaust	6	Fitted from Eng. No. CF 1 UE
	159903	INSERT, Valve seat - inlet	6	Fitted from Eng. No. CF 1 UE
B6	144648	PLUG, core, bucket type, rear face of head	1	
B7	144686	PLUG, core, in rear face of head	1	
B8	101022	SCREW, set - Rocker oil feed	1	
B9	500469	WASHER, copper - Rocker oil feed	1	
B10	132495	STUD, rocker pedestal	6	
B11	105123	STUD, rocker cover	3	
B12	HN2008	NUT, securing stud to cylinder head	3	
B13	148435	ADAPTOR, water valve to cylinder head, when heater is fitted	1	
B14	114774	PLUG, replacing adaptor, when heater is not fitted	1	
B15	213776	GASKET, cylinder head	1	Fitted up to Engine No. CC75000
	217291	GASKET, cylinder head	1	Fitted from Engine No. CC75001
B16	DS3113	DOWEL, inlet manifold attachment	2	
B17	105124	STUD, exhaust manifold, outer	4	
B18	105125	STUD, inlet manifold	6	
	101962	STUD, manifold attachment	3	Fitted from Engine No. CC75001

Note:- Items marked thus † are available on our Factory Exchange Unit Scheme

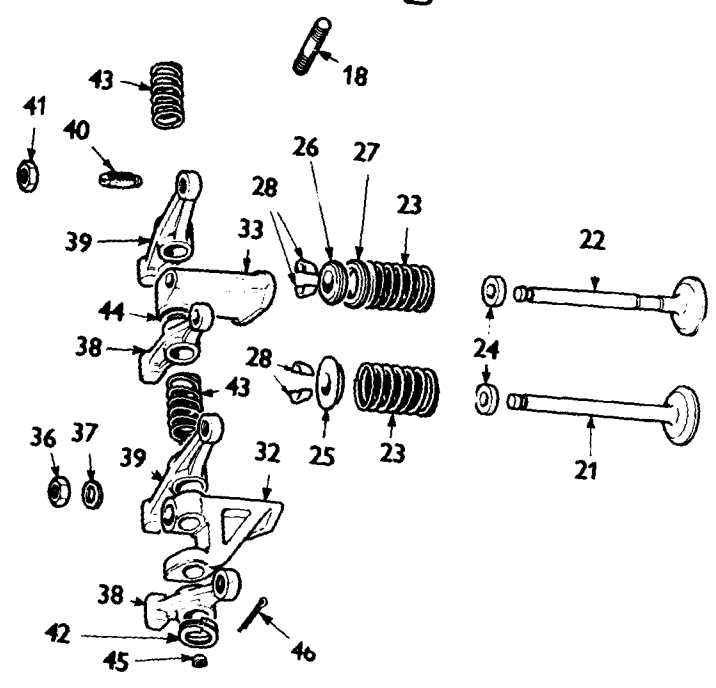
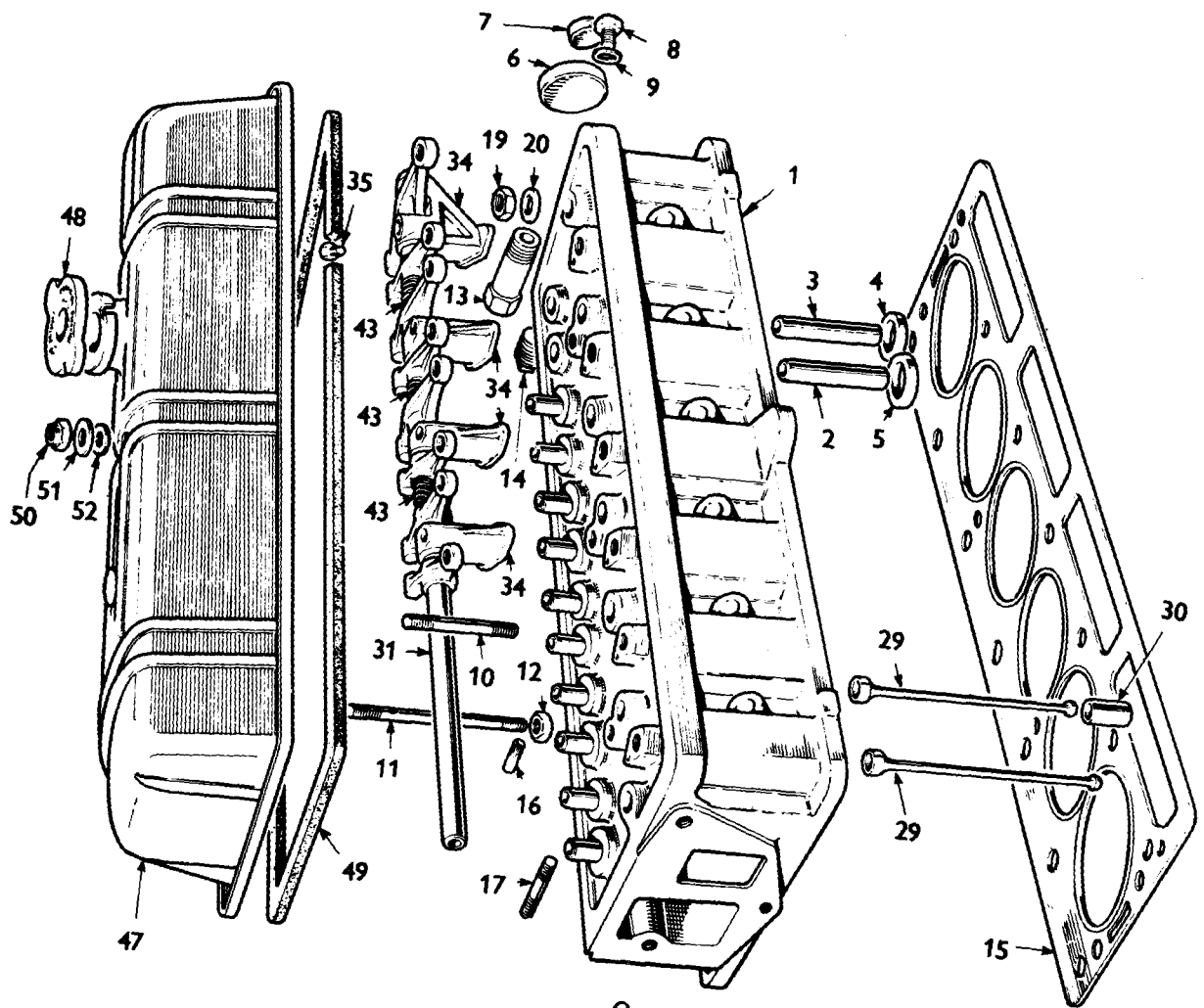


PLATE B

ENGINE
(CARBURETTOR MODEL)

Plate No.	Part No.	Description	No. Per Unit	Remarks
B19	103810	NUT - Securing cylinder head	14	
B20	508289	WASHER, plain - Securing cylinder head	14	
		VALVES		
B21	146128	VALVE, inlet	6	
B22	149658	VALVE, exhaust	6	Fitted up to Eng. No. CF 1 UE
	159873	VALVE, Exhaust	6	Fitted from Eng. No. CF 1 UE
B23	136487	SPRING, valve	12	Fitted up to Engine No.....
	157229	SPRING, valve	12	Fitted from Engine No.....
B24	115118	COLLAR, spring (lower)	12	
B25	111870	COLLAR, spring(Upper),inlet valve only	6	
B26	128334	COLLAR, valve (Top Inner) - Exhaust valve only	6	
B27	128335	COLLAR, valve (Top Outer) - Exhaust valve only	6	
B28	106663	COTTER (Split Cone)	12 prs.	
B29	148916	PUSH ROD	12	
B30	143552	TAPPET	12	
B31	214559	ROCKER SHAFT	1	
B32	145867	PEDESTAL, No. 1	1	
B33	145868	PEDESTAL, intermediate	4	
B34	145869	PEDESTAL, No. 6	1	
B35	104859	SCREW, locating, shaft to drilled pedestal No. 6	1	
B36	HN2009	NUT - Rocker pedestal to cylinder head	6	
B37	WP0184	WASHER, plain - Rocker pedestal to cylinder head	6	
B38	109023	ROCKER, No. 1	6	
B39	109024	ROCKER, No. 2	6	
B40	57109	SCREW, adjustment - Fitted in rockers	12	Fitted up to Engine No. CC.75000
	109495	SCREW, adjustment - Fitted in Rockers	12	Fitted from Engine No. CC.75001

Note:- Items marked thus † are available on our Factory Exchange Unit Scheme

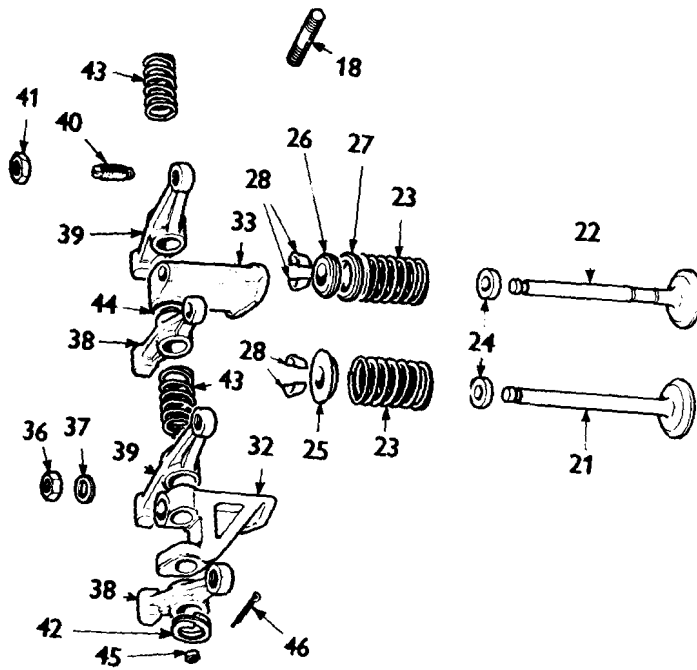
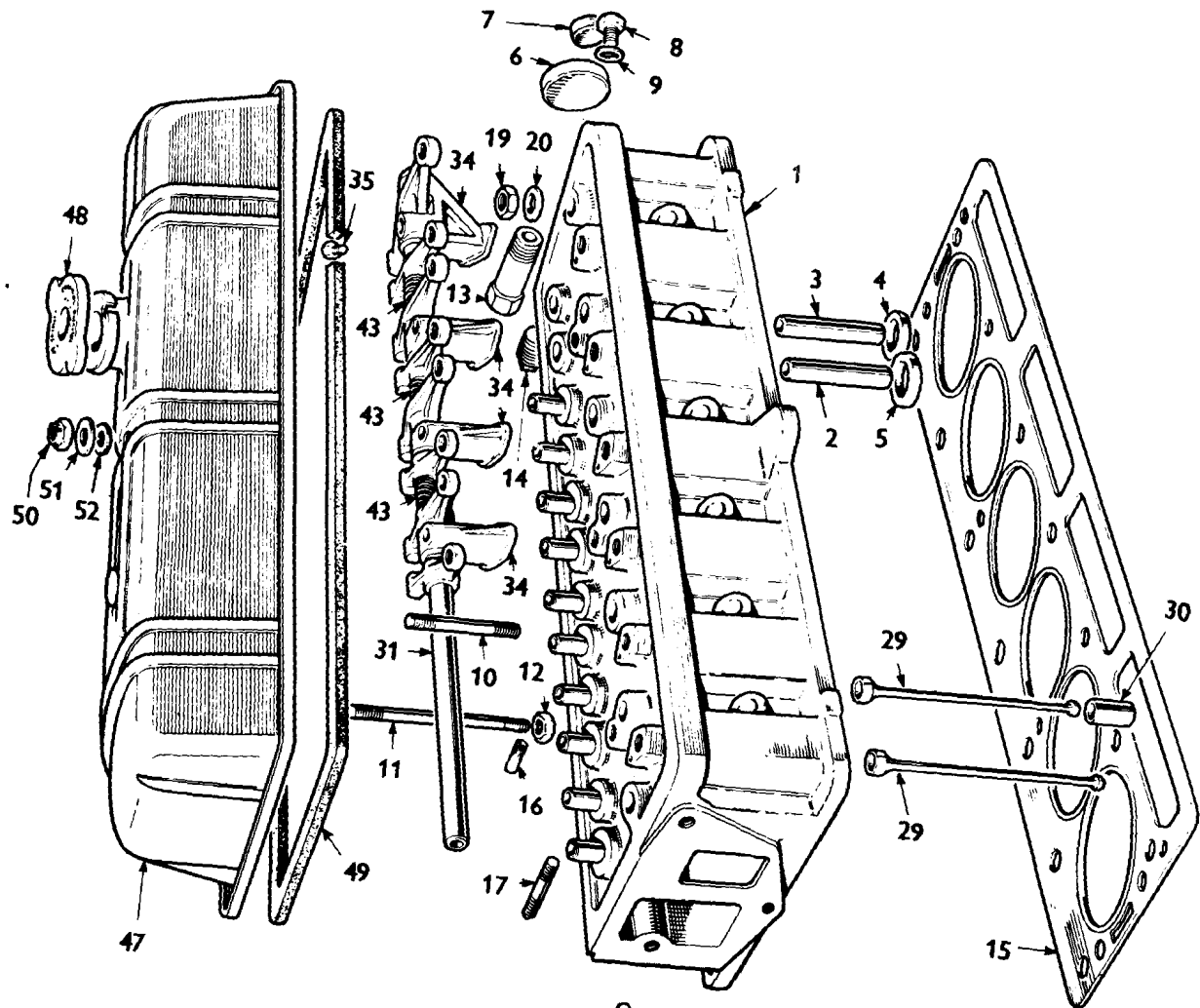
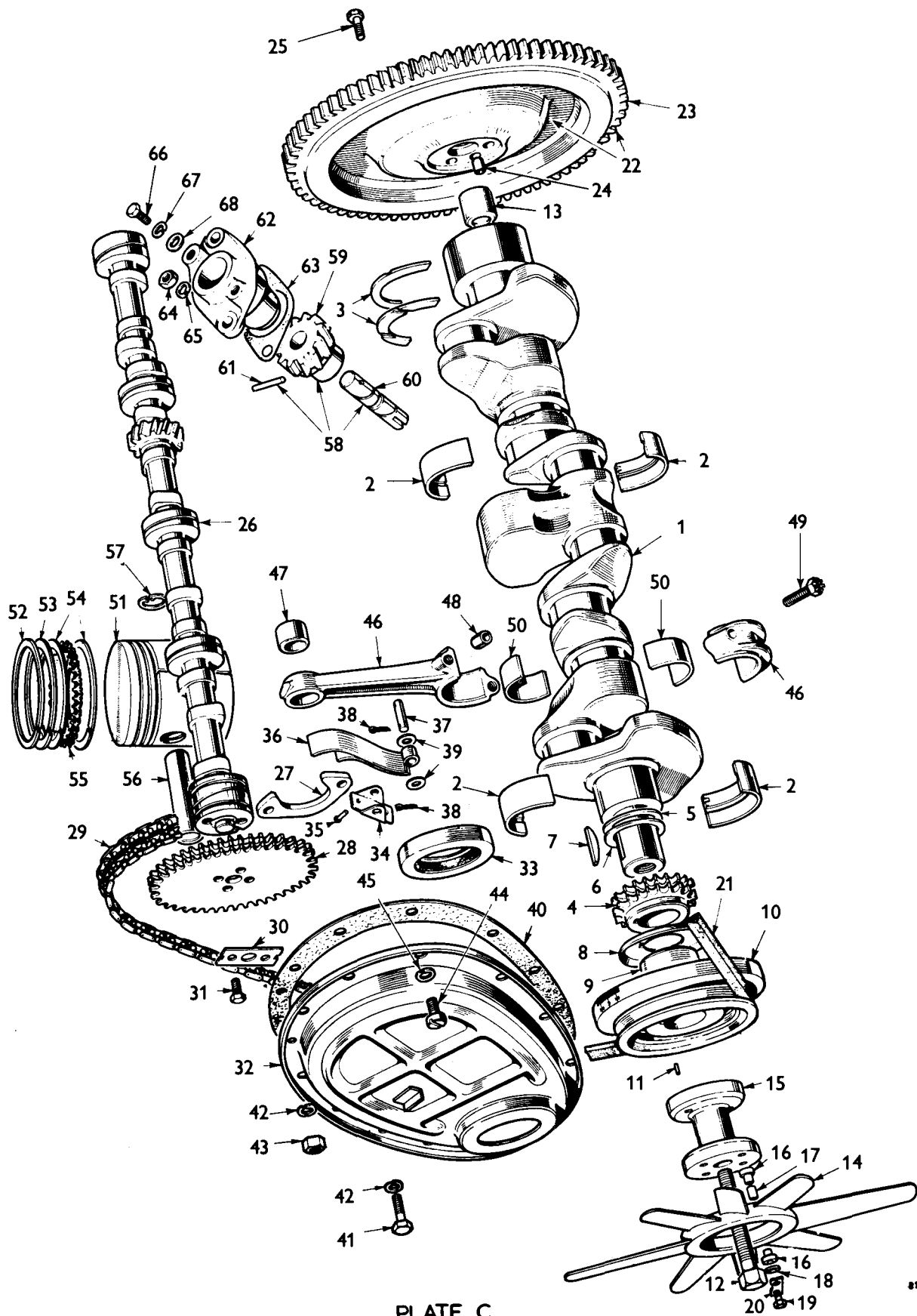


PLATE B

ENGINE
(CARBURETTOR MODEL)

Plate No.	Part No.	Description	No. Per Unit	Remarks
B41	57110	LOCKNUT - Fitted in rockers	12	
B42	105322	SPRING, rocker, fitted to pedestals Nos. 1 and 6	2	
B43	119313	SPRING, rocker	5	
B44	WP8013	WASHER, plain	4	
B45	137811	PLUG, rocker shaft	2	
B46	PC0010	PIN, cotter	1	
B47	213496	ROCKER COVER ASSEMBLY	1	Fitted up to Engine No. CC.50,000
	216756	ROCKER COVER ASSEMBLY	1	Fitted from Engine No. CC50,001 up to Engine No. CC only
	214816	ROCKER COVER ASSEMBLY	1	Fitted from Engine No.
B48	138176	CAP, oil filler	1	All markets except Sweden
	143393	CAP, oil filler	1	Sweden Only
B49	119322	GASKET, rocker cover	1	
B50	TN3208	NUT, nyloc - Rocker cover to cylinder head studs	3	
B51	WP0008	WASHER, plain - Rocker cover to cylinder head studs	3	
B52	WF0508	WASHER, fibre - Rocker cover to cylinder head studs	3	

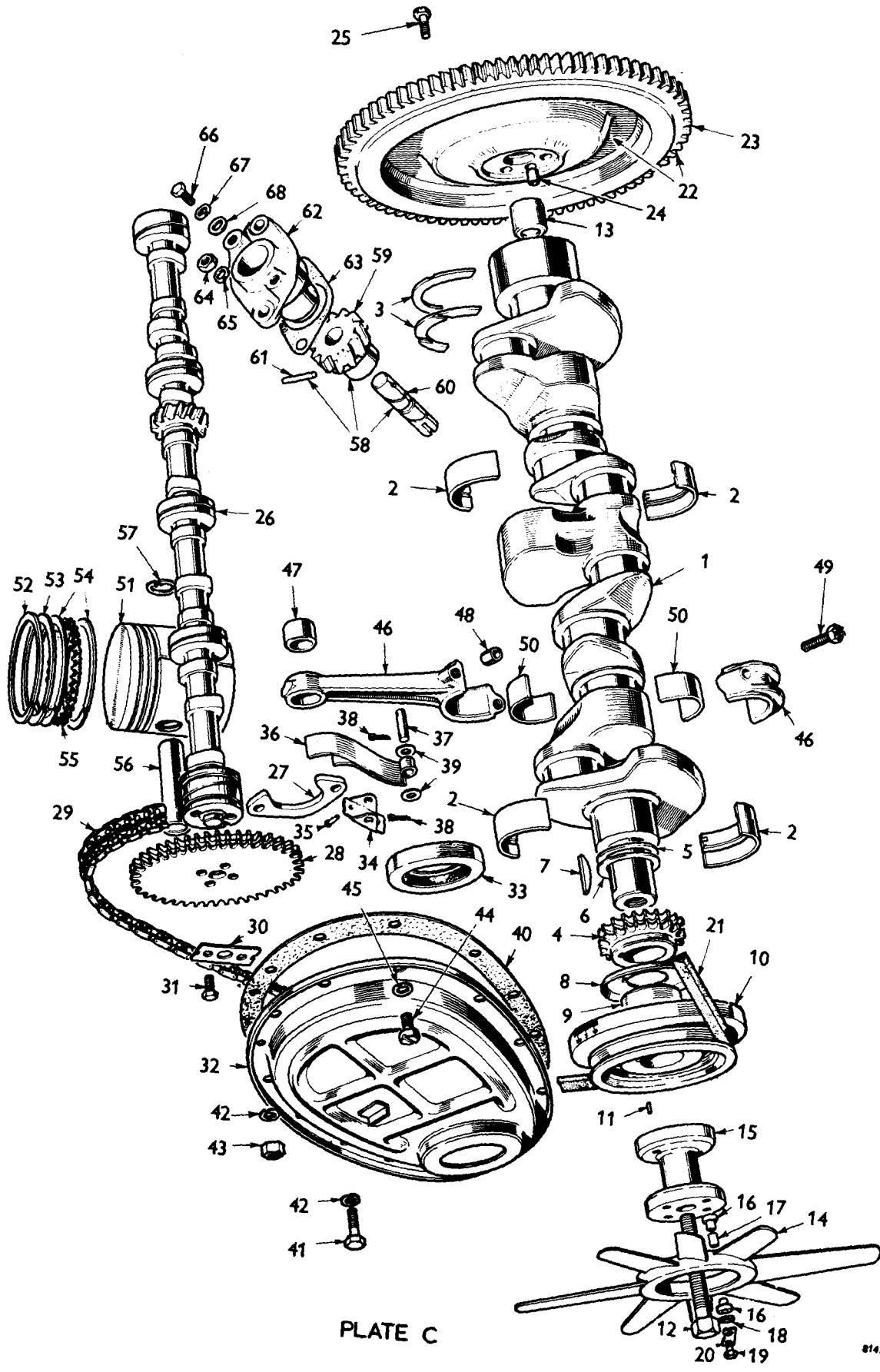
Note:- Items marked thus † are available on our Factory Exchange Unit Scheme



ENGINE
(CARBURETTOR MODEL)

Plate No.	Part No.	Description	No. per unit	Remarks
C1	307546	CRANKSHAFT	1	Fitted up to Engine No. CC50,000
C1	311322	CRANKSHAFT	1	Fitted from Engine No. CC50,001
	149748	PLUG, oilway, crankshaft	6	
	118632	PLUG, screwed, crankshaft	6	
C2	149082	BEARING, main	8 halves	Alternative to 149550
	149550	BEARING, main	8 halves	Alternative to 149082
C3	144195	WASHER, thrust	2	
C4	145864	CHAINWHEEL (for duplex chain)	1	
C5	145275	SHIM, chainwheel to crankshaft - .004 in.	A/R	
C6	145276	SHIM, chainwheel to crankshaft - .006 in.	A/R	
C7	133234	KEY, locating chainwheel on crankshaft	1	
C8	119390	DEFLECTOR, oil	1	
C9	133235	SLEEVE, oil seal	1	
C10	214479	PULLEY AND DAMPER assembly 3/8'' groove	1	All markets except USA
	217371	PULLEY AND DAMPER assembly 1/2'' groove	1	USA markets only
C11	DP0508	DOWEL, locating adaptor on pulley and damper	2	
C12	148832	BOLT, securing adaptor and pulley to crankshaft	1	All markets
C13	47246	BUSH, constant pinion shaft	1	Fitted up to Engine No. CC50,000
		WASHER, thrust 144195 is obtainable .005'' oversize		
		MAIN BEARINGS are obtainable in the following undersize:- .010 in., .020 in., .030 in. When ordering, please quote Part No. and undersize required.		
	211986	FAN ASSEMBLY	1	
C14	308353	FAN ASSEMBLY - 8 Blade (Plastic)	1	Alt to 311868 All markets except USA
	311868	FAN ASSEMBLY - 7 Blade (Plastic)	1	USA type markets Fitted up to Engine No. CC.75000
	312301	FAN ASSEMBLY - 13 Blade (Plastic)	1	Fitted from Engine No. CC.75001
	311868	FAN ASSEMBLY - 7 Blade (Plastic)	1	Alt. to 308353 for all markets except USA

Note:- Items marked thus † are available on our Factory Exchange Unit Scheme



81422/2
TR6

ENGINE
(CARBURETTOR MODEL)

Plate No.	Part No.	Description	No. per unit	Remarks
		FAN ASSEMBLY - continued		
C15	148831	EXTENSION, fan	1	} Fitted up to Engine No. CC.75000
C16	108496	BUSH - Fan to extension	8	
C17	108499	SLEEVE - Fan to extension	4	
C18	108495	WASHER - Fan to extension	4	
C19	HB0810	BOLT - Fan to extension	4	
C20	107857	WASHER, tab - Fan to extension	2	} Fitted from Engine No. CC.75001
	157876	ADAPTOR, fan extension	1	
	HU0813	BOLT, front adaptor to fan extension	4	
	WPO034	WASHER, plain, front adaptor to fan extension	4	
	HU0810	BOLT, fan to front adaptor	4	
	WPO034	WASHER, plain, Fan to front adaptor	4	} Green stripe All markets except USA Blue and Yellow stripe
C21	214239	BELT, fan, heavy duty, for 15AC and 17AC alternator only	1	
	214325	BELT, fan, extra heavy duty, for 11AC alternator only	1	
	217391	BELT, fan	1	
	148041	FLYWHEEL ASSEMBLY	1	Fitted up to Engine No. CC50,000
C22	151214	FLYWHEEL ASSEMBLY	1	Fitted from Engine No. CC50,001
C23	201350	RING, gear, starter	1	} Fitted from Engine No. CC50,001
	151213	BUSH, constant pinion shaft	1	
C24	127883	DOWEL, flywheel to crankshaft	1	
C25	147299	BOLT, flywheel to crankshaft	4	
C26	307621	CAMSHAFT	1	} Also shown under front engine plate
C27	105114	PLATE, locating	1	
	HU0807	SCREW, set - Front engine plate and locating plate to cylinder block	2	
	WL0208	WASHER, lock - Front engine plate and locating plate to cylinder block	2	
C28	145865	CHAINWHEEL, camshaft	1	
C29	145870	CHAIN, timing (duplex)	1	
C30	36411	PLATE, locking - Chainwheel to camshaft	1	
C31	100500	SCREW, set - Chainwheel to camshaft	2	
C32	214678	TIMING COVER ASSEMBLY	1	
C33	125631	SEAL, oil, in timing cover	1	Fitted up to CF.3531
	155695	SEAL, Oil in timing cover	1	Fitted from CF.3532
C34	43752	PLATE, anchor, chain tensioner	1	

Note:- Items marked thus † are available on our Factory Exchange Unit Scheme

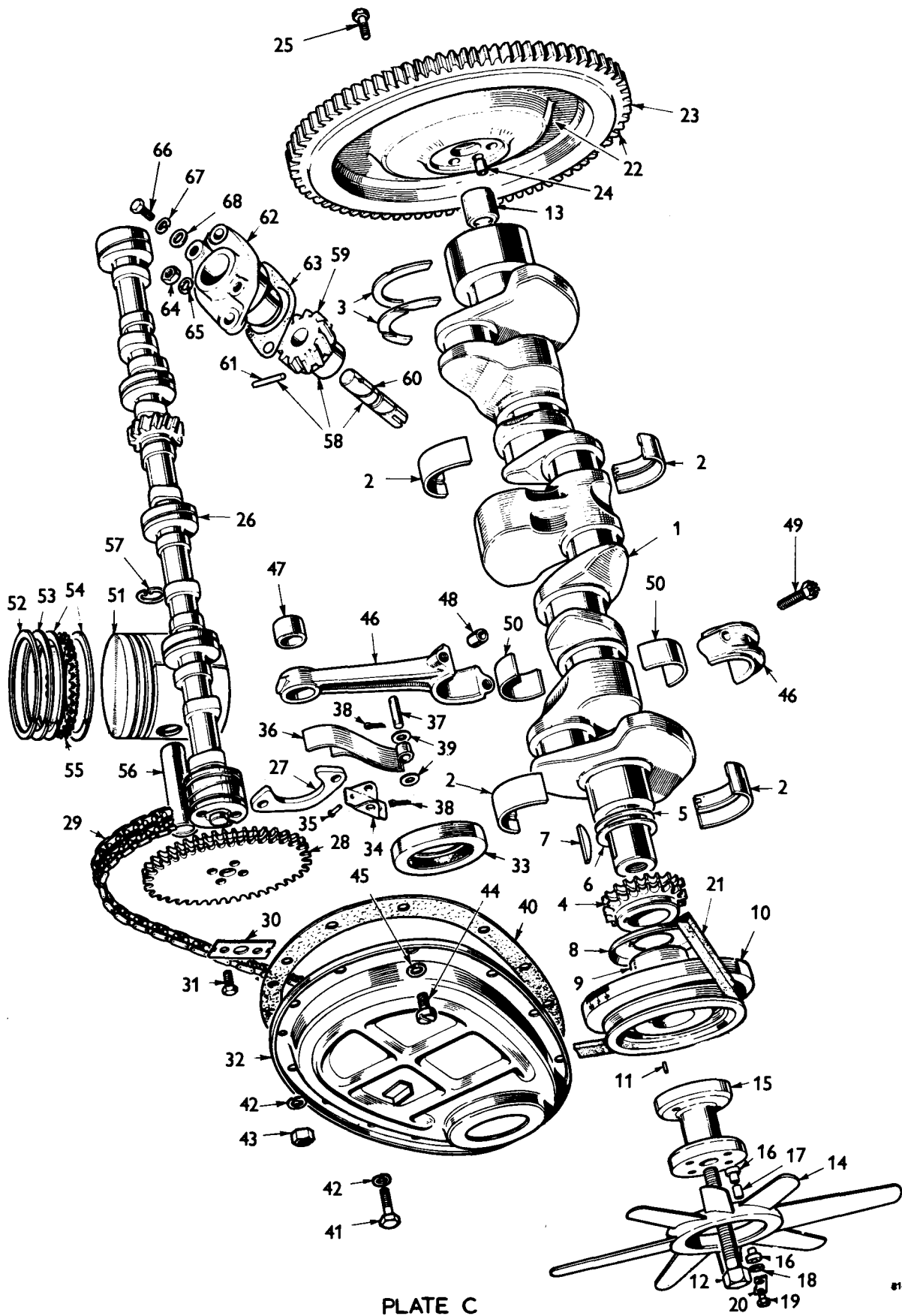


PLATE C

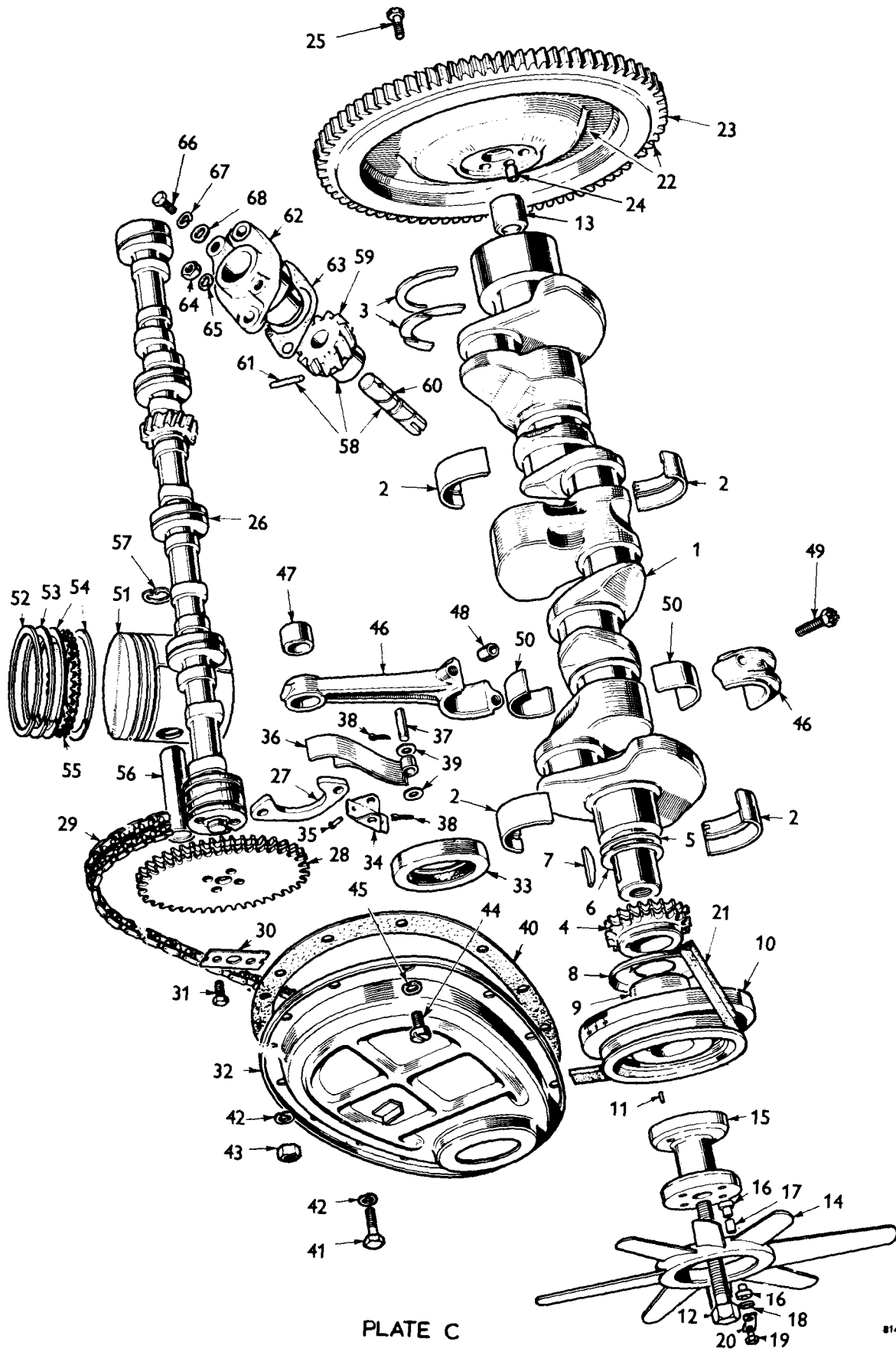
ENGINE
(CARBURETTOR MODEL)

Plate No.	Part No.	Description	No. per unit	Remarks
		TIMING COVER ASSEMBLY - continued		
C35	SP.91.B3	RIVET, anchor plate to timing cover	2	
C36	145866	TENSIONER, chain	1	
C37	33214	PIN, anchor, chain tensioner	1	
C38	PC0007	PIN, cotter - Chain tensioner attachment	2	
C39	WP0018	WASHER, plain - Chain tensioner attachment	2	
C40	211126	GASKET, timing cover	1	
C41	HU0807	SCREW, set - Timing cover and front engine plate to cylinder block	5	
C42	WL0208	WASHER, lock - Timing cover and front engine plate to cylinder block	7	
C43	HN2008	NUT - Timing cover and front engine plate to cylinder block	2	
C44	PT0803	SCREW, set - Timing cover to front engine plate	5	
C45	WL0208	WASHER, lock - Timing cover to front engine plate	5	
C46	146454	CONNECTING ROD ASSEMBLY	6	
C47	119813	BUSH, small end	6	
C48	107401	DOWEL, hollow, connecting rod bolt	12	
C49	138529	BOLT, connecting rod	12	
C50	149081	BEARING, big end	12 halves	Alt. to 149549
	149549	BEARING, big end	12 halves	Alt. to 149081
		Big end bearings are obtainable in the following undersizes:- .010 in., .020 in., .030 in. When ordering please quote Part No. and size required.		
C51	148118	PISTON ASSEMBLY (GRADED F, G & H)	6	
C52	147294	RING, compression, plated	6	
C53	147293	RING, compression, tapered	6	
C54	149052	RING, chrome rail - Scraper ring	12	
C55	149053	SPACER - Scraper ring	6	
C56	149215	PIN, gudgeon	6	
C57	508978	CIRCLIP, retaining gudgeon pin	12	

Pistons are obtainable +.020 in. oversize.

Piston rings are obtainable in the following oversizes:- +.010 in., +.020 in., +.030 in. Please quote Part No. and size required when ordering

Note:- Items marked thus † are available on our Factory Exchange Unit Scheme



ENGINE
(CARBURETTOR MODEL)

Plate No.	Part No.	Description	No. per unit	Remarks
C58	126786	DRIVE SHAFT ASSEMBLY, DISTRIBUTOR AND OIL PUMP	1	
C59	126785	GEAR, driving, distributor and oil pump	1	
C60	126784	SHAFT, oil pump drive	1	
C61	500974	PIN, Mills, securing gear to shaft	1	
C62	126784	PEDESTAL, distributor	1	
C63	104939	WASHER, pedestal	2	
C64	HN2008	NUT - Pedestal to cylinder block	2	
C65	WL0208	WASHER, lock - Pedestal to cylinder block	2	
C66	HU0704	SCREW, set - Distributor to pedestal	2	
C67	WL0207	WASHER, lock - Distributor to pedestal	2	
C68	WP0035	WASHER, plain - Distributor to pedestal	2	

Note:- For Distributor details see
Electrical section

Note:- Items marked thus † are available on our Factory Exchange Unit Scheme

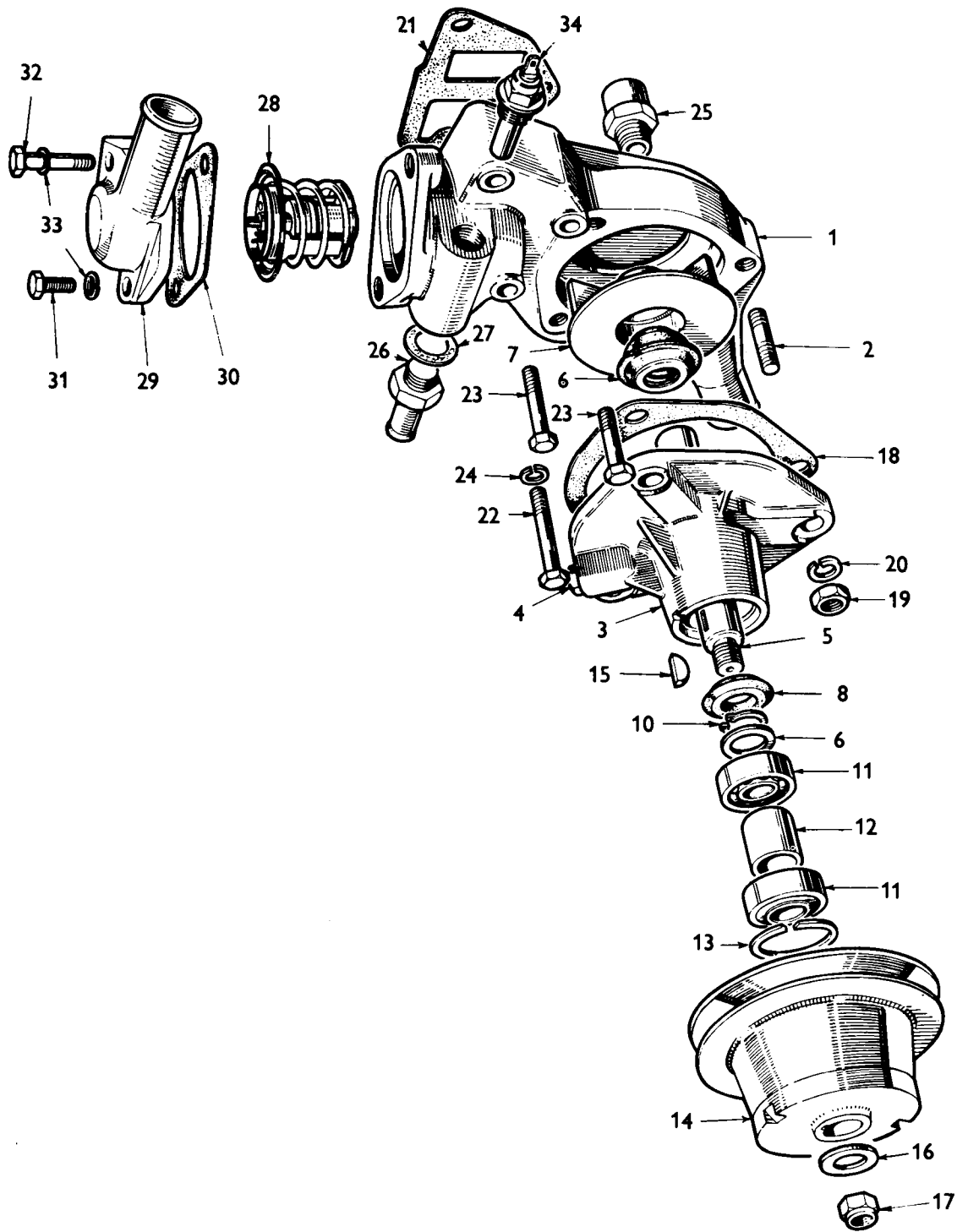


PLATE D

E1442

TR6

ENGINE
(CARBURETTOR MODEL)

Plate No.	Part No.	Description	No. per unit	Remarks
WATER PUMP DETAILS				
D1	307095	BODY, water pump	1	
D2	101962	STUD, bearing housing attachment	3	
	517257	†HOUSING, bearing assembly	1	} Fitted up to CC.80027
	511813	HOUSING, bearing assembly (reconditioned unit)	1	
D3	201316	HOUSING, bearing	1	
D4	122115	PLUG	1	
D5	104839	SPINDLE	1	
D6	148322	SEAL, between bearing housing and impellor	1	
D7	104840	IMPELLOR	1	
D8	60313	SEAL, bearing	1	
D9	101092	WASHER, abutment	1	
D10	500047	CIRCLIP	1	
D11	100764	BEARING	2	} All markets except USA. USA Markets only
D12	104841	PIECE, distance, between bearings	1	
D13	100851	CIRCLIP, retaining bearing in housing	1	
D14	133239	PULLEY	1	
	155955	PULLEY	1	
D15	KW0420	KEY, woodruff, locating pulley on spindle	1	
D16	WP0181	WASHER, plain - Pulley to spindle	1	
D17	TN3208	NUT, nyloc - Pulley to spindle	1	
	218378	HOUSING, Bearing assembly	1	
D18	138701	GASKET - Bearing housing to pump body	1	
D19	HN2008	NUT - Bearing housing to pump body	3	
D20	WL0208	WASHER, lock - Bearing housing to pump body	3	
D21	138792	GASKET - Water pump to cylinder head	1	
D22	HB0825	BOLT - Water pump to cylinder head	1	
D23	HB0818	BOLT - Water pump to cylinder head	2	
D24	WL0208	WASHER, lock - Water pump to cylinder head	3	
D25	101343	ADAPTOR, water pump body, return pipe to pump	1	
D26	138530	ADAPTOR, water pump body, pump to manifold	1	
D27	WF0524	WASHER, fibre, adaptor to pump	1	

Note:- Items marked thus † are available on our Factory Exchange Unit Scheme

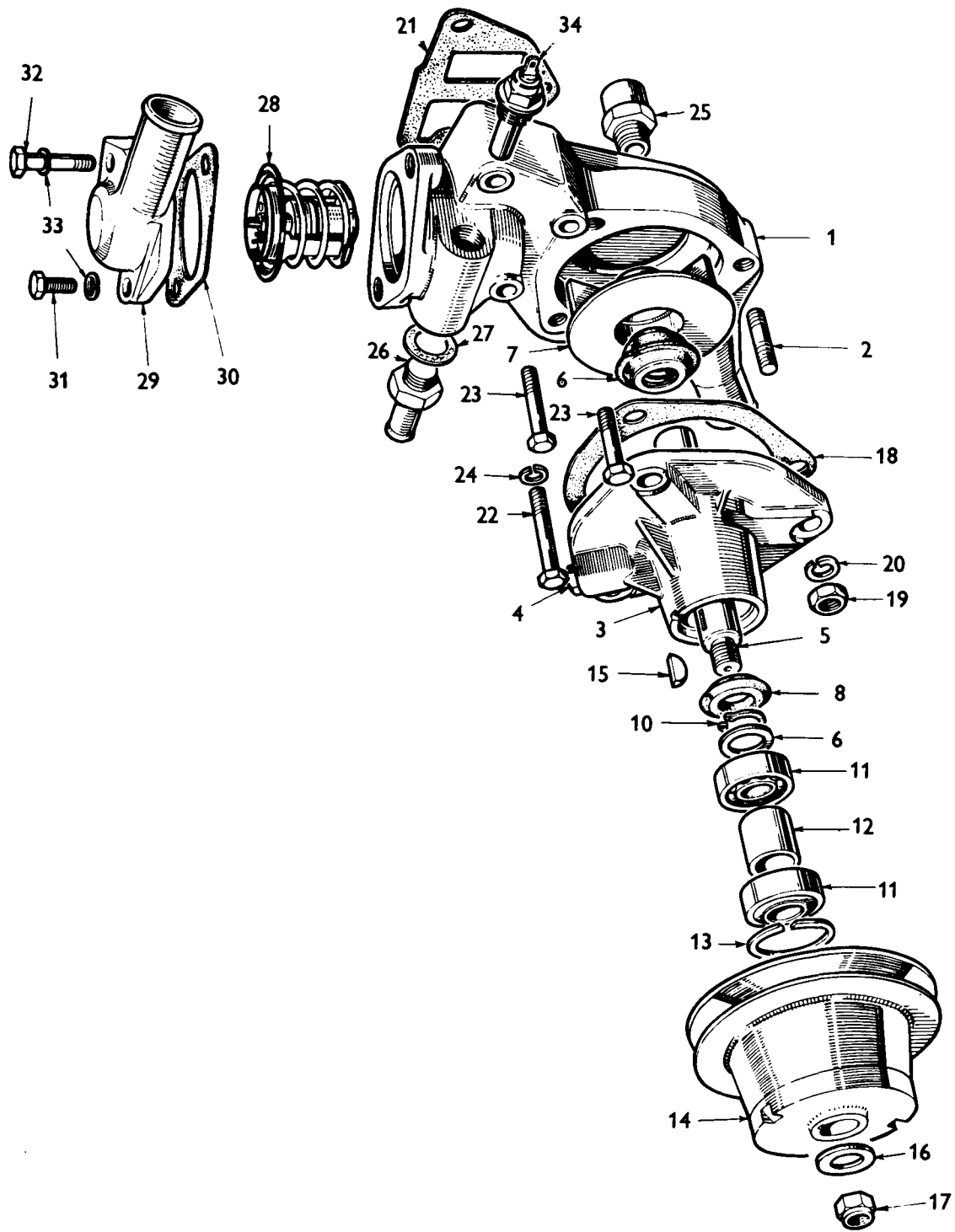


PLATE D

B1442

TR6

ENGINE
(CARBURETTOR MODEL)

Plate No	Part No.	Description	No. per unit	Remarks
	GTS104	THERMOSTAT UNIT (82 deg. opening)	1	Alternative to GTS.111
D28	GTS111	THERMOSTAT UNIT (82 deg. Opening)	1	All markets except Sweden Alternative to GTS 104
	GTS106	THERMOSTAT UNIT (88 deg. Opening)	1	Alternative to GTS.113
	GTS113	THERMOSTAT UNIT (88 deg. Opening)	1	For Winter conditions and Sweden Only Alternative to GTS.106
D29	134681	ELBOW, water	1	Fitted up to Engine No. CC62888
	156333	ELBOW, water	1	Fitted from Engine No. CC62889
D30	57103	GASKET, water elbow	1	
D31	HU0808	SCREW, set - Water elbow to water pump body	1	
D32	HB0814	BOLT - Water elbow to water pump body	1	Fitted up to Engine No. CC62888
	HBO810	BOLT, Water Elbow to water pump body	1	Fitted from Engine No. CC.62889
D33	WL0208	WASHER, lock - Water elbow to water pump body	2	
D34	150843	TEMPERATURE TRANSMITTER	1	

Note:- Items marked thus † are available on our Factory Exchange Unit Scheme

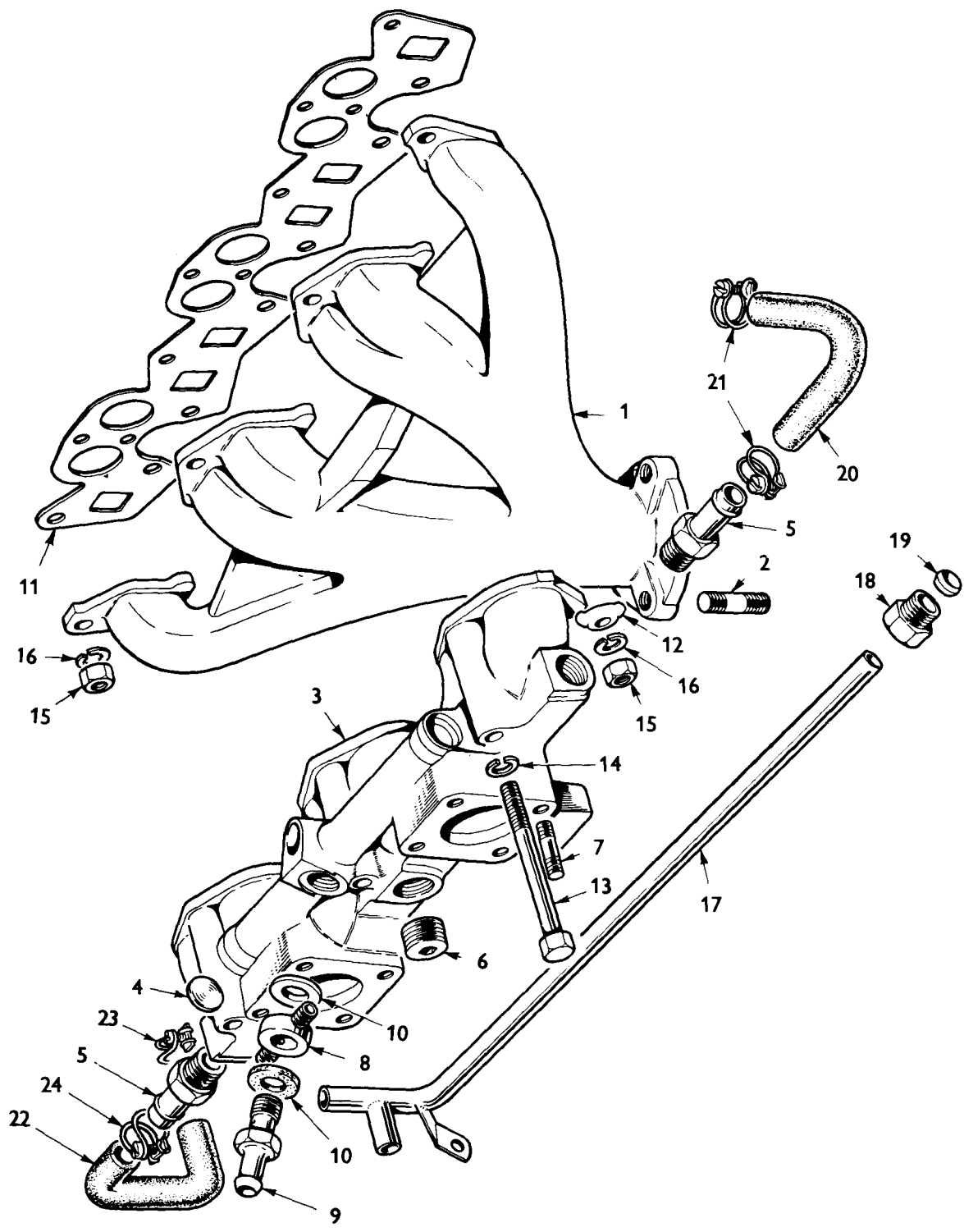


PLATE E

B1606
TR 6

ENGINE
(CARBURETTOR MODEL)

Plate No.	Part No.	Description	No. per unit	Remarks
		MANIFOLDS		
E1	308290	MANIFOLD, exhaust	1	Fitted up to Engine No. CC75000
	308292	MANIFOLD, exhaust	1	Fitted from Engine No. CC.75001
E2	115696	STUD, exhaust outlet attachment	3	Fitted up to Engine No. CC30,041
	56561	STUD, exhaust outlet attachment	3	Fitted from Engine No. CC30,0442 up to Engine No. CC.75000
	115696	STUD, exhaust outlet attachment	4	Fitted from Engine No. 75001
E3	308088	MANIFOLD, inlet	1	Fitted up to Engine No. CC50,000
	311378	MANIFOLD, inlet	1	Fitted from Engine No. CC50,001 up to Engine No. CC.75001
	312187	MANIFOLD, inlet	1	Fitted from Engine No. CC 75001
E4	46172	PLUG, core, inlet manifold	2	
E5	138810	ADAPTOR, manifold hoses, inlet	2	Fitted up to Engine No. CC75000
E6	116516	PLUG, dry seal, inlet manifold	1	
E7	132873	STUD - Carburettor attachment - Inlet manifold	8	
E8	149362	BANJO, connector - Inlet manifold	1	Fitted up to Engine No. CC50,000
	149360	BOLT, Banjo, inlet manifold	1	} Fitted up to Engine No. CC.50,000 Fitted from Engine No. CC.50,001 up to Engine No. CF 1 UE
	WFO513	WASHER, Fibre, inlet manifold	1	
	149487	ADAPTOR, Brale servo	1	
	WFO513	WASHER, Fibre	1	
	159892	BANJO, Connector	1	} Fitted from Engine No. CF 1 UE
	148515	BANJO, Bolt	1	
	WFO524	WASHER, Fibre	2	
E11	213641	GASKET, manifold	1	Alternative to 218238 Fitted up to Engine No. CC.75000
	218238	GASKET, manifold	1	Alternative to 213641 Fitted up to Engine No. CC.75000
	218239	GASKET, manifold	1	Fitted from Engine No. CC.75001

Note:- Items marked thus † are available on our Factory Exchange Unit Scheme

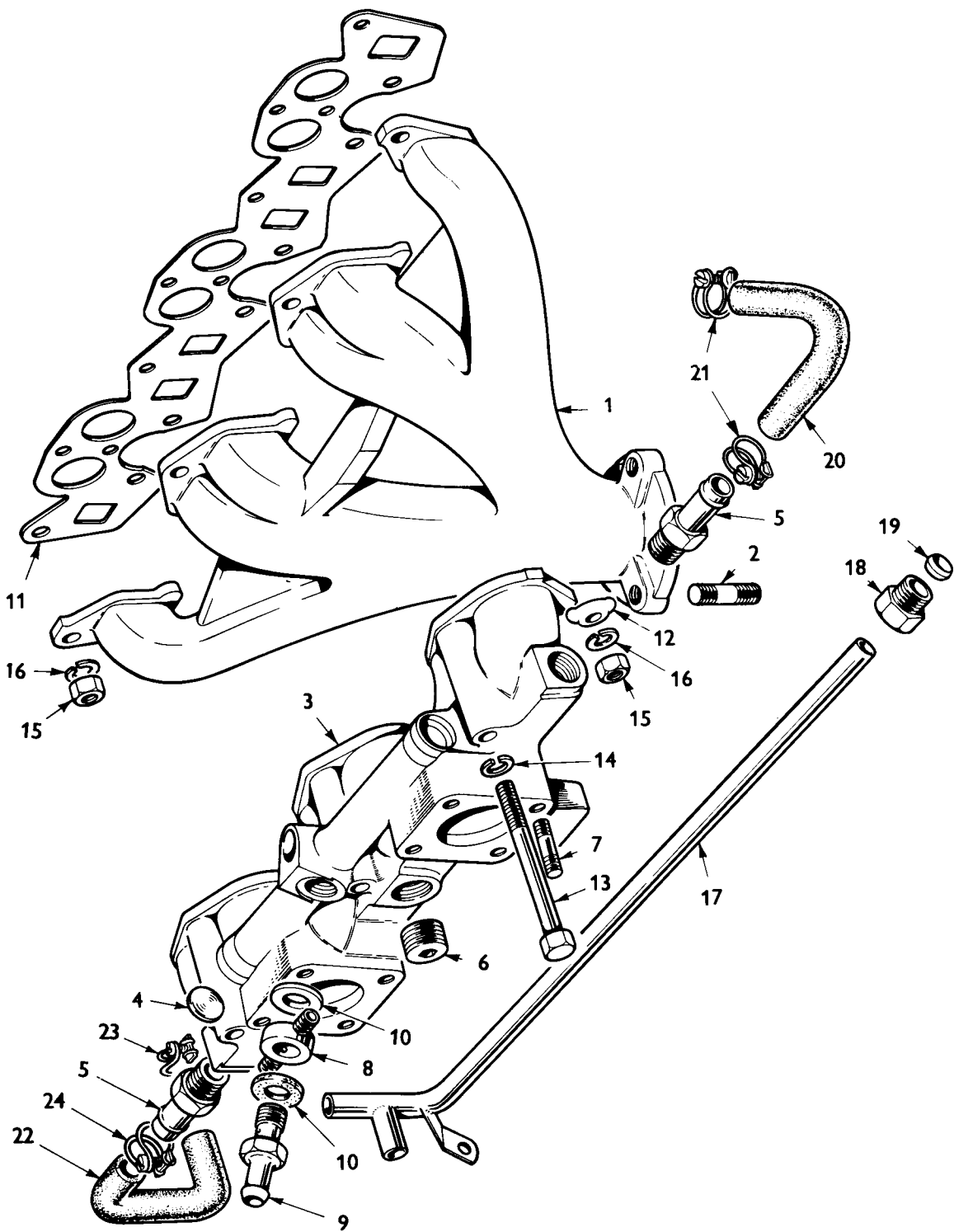


PLATE E

B1606
TR 6

ENGINE
(CARBURETTOR MODEL)

Plate No.	Part No.	Description	No. Per Unit	Remarks
E12	58258	CLAMP - Securing manifolds	6	
E13	HB0828	BOLT - Securing manifolds	3	Fitted up to Engine No. CC.75000
	HN2008	NUT, securing manifolds	3	Fitted from Engine No. CC.75001
E14	WLO208	WASHER, lock, securing manifolds	3	
E15	100498	NUT - Securing manifolds	10	
E16	WLO209	WASHER, lock, Securing manifolds	10	
MANIFOLD PIPES				
E17	214405	PIPE assembly - Water pump to inlet manifold (return)	1	
E18	101302	NUT, tubing - Water pump to inlet manifold (return)	1	
E19	TL0011	SLEEVE, tubing - Water pump to inlet manifold (return)	1	
E20	149439	HOSE - Water pump to inlet manifold (feed) - Black and gold	1	Alternative to 154149
	154149	HOSE - Water pump to inlet manifold - Green	1	Alternative to 149439
	157688	HOSE, water pump to inlet manifold feed	1	Fitted from Engine No. CC.75001
E21	CS4012	CLIP, hose attachment	1	Alternative to CJ3014
	CJ3014	CLIP, hose attachment	2	Alternative to CS4012
E22	148994	HOSE - Inlet manifold to return pipe - Black and gold	1	Alternative to 154146
	154146	HOSE - Inlet manifold to return pipe - Green	1	Alternative to 148994
	157689	HOSE, inlet manifold to return pipe	1	Fitted from Engine No. CC.75001
E23	CS4012	CLIP, hose attachment	1	Alternative to CJ3014
E24	CS4014	CLIP, hose attachment	1	
	CJ3014	CLIP, hose attachment	2	Alternative to CS4012 and CS4014
	156736	CLIP, hose attachment single coil	1	Alternative to CS4012 and CJ3014

Note:- Items marked thus † are available on our Factory Exchange Unit Scheme

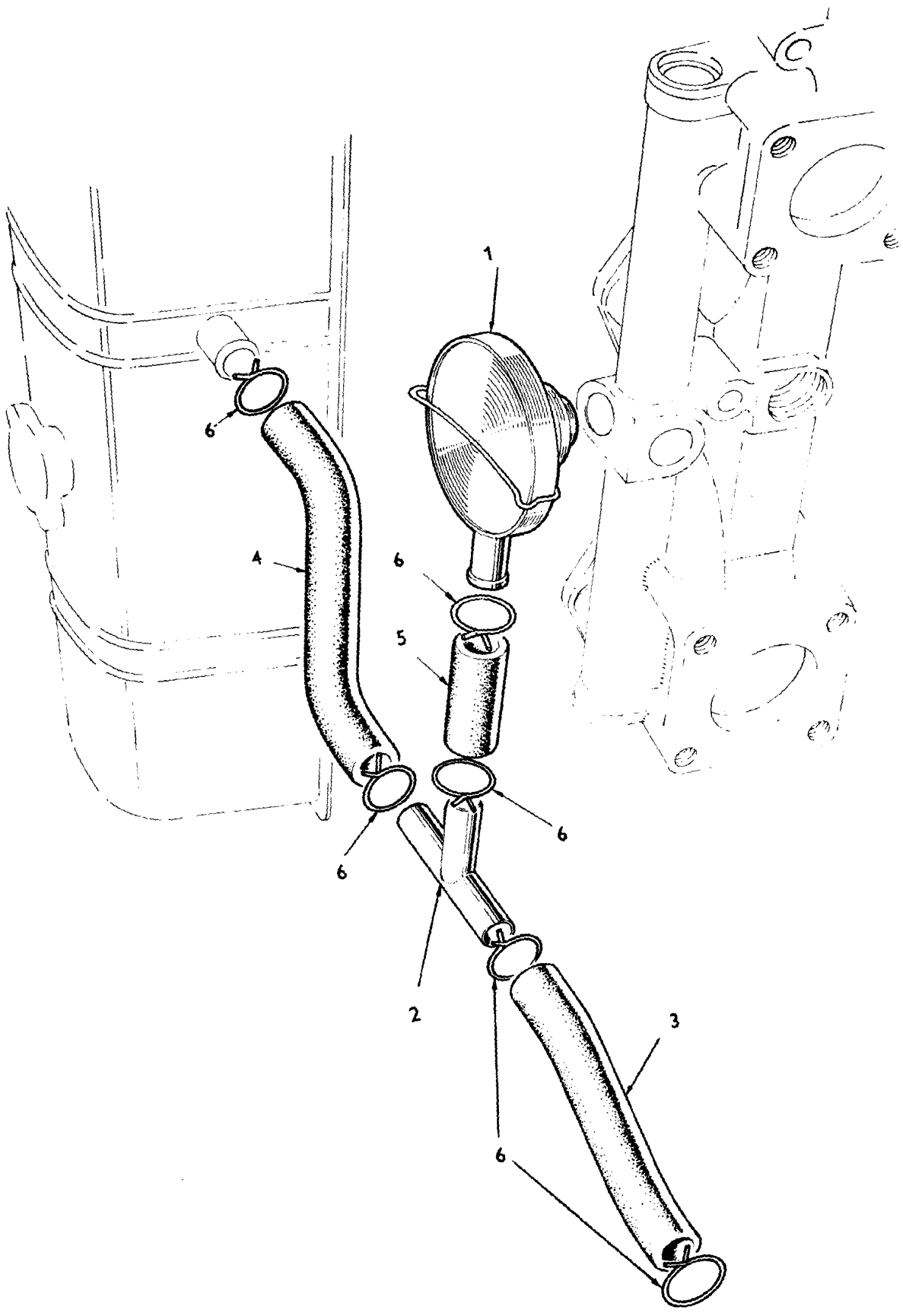


PLATE F

B1401
TR6

ENGINE
(CARBURETTOR MODEL)

Plate No.	Part No.	Description	No. per unit	Remarks
BREATHER DETAILS				
F1	151444	EMISSION CONTROL VALVE (Closed Circuit Breather)	1	Fitted up to Engine No. CC50,000E
F2	149154	“T” PIECE assembly	1	
F3	149158	HOSE, “T” piece to air cleaner	1	
F4	149153	HOSE, “T” piece to rocker cover	1	
F5	149157	HOSE, “T” piece to emission valve	1	
F6	CC5011	CLIP, securing hoses - Alternative to CC5012	6	
	CC5012	CLIP, securing hoses - Alternative to CC5011	6	Not supplied separately Part of Kit 516665
	517582	KIT, emission control valve	1	
	149342	PLUNGER sub assembly - Part of emission control valve kit	1	
	151442	DIAPHRAGM - Part of emission control valve kit	1	
	151443	COVER top - Part of emission control valve kit	1	
See page 39 for Vacuum Control Valve Details.				
PETROL VAPOUR ABSORPTION DEVICE (For details refer to Petrol System)				
	154209	RESTRICTOR - PETROL VAPOUR ABSORPTION DEVICE	1	Fitted from Engine No. CC50001E up to Engine No. CC.65347 All markets except Sweden
	154218	HOSE - “T” piece to petrol vapour absorption device	1	
	154211	“T” PIECE	1	
	154213	HOSE - “T” piece to front carburettor	1	
	154210	RESTRICTOR - front carburettor	1	
	154217	HOSE - “T” piece to “T” piece	1	
	154211	“T” PIECE	1	
	154213	HOSE - “T” piece to rear carburettor	1	
	154210	RESTRICTOR - rear carburettor	1	
	154215	HOSE - “T” piece to breather	1	
	146725	BREATHER assembly - pipes vertical	1	
	154215	HOSE - Breather to rocker cover	1	

Note:-Items marked thus † are available on our Factory Exchange Unit Scheme

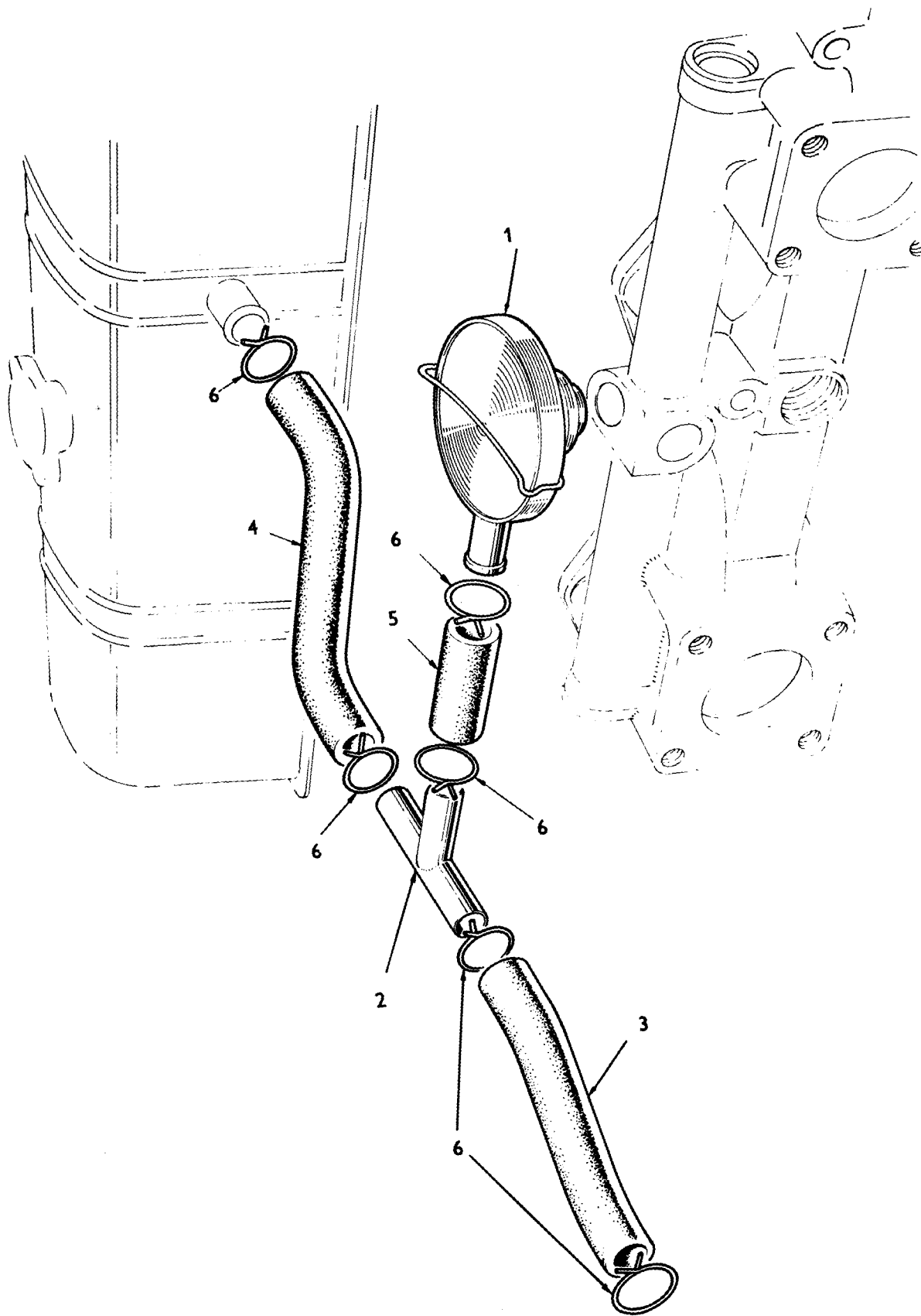


PLATE F

B 1401
TR6

ENGINE
(CARBURETTOR MODEL)

Plate No.	Part No.	Description	No. per unit	Remarks
	154209	RESTRICTOR - PETROL VAPOUR ABSORPTION DEVICE	1	Fitted from Engine No.....
	154218	HOSE - "T" piece to petrol vapour absorption device	1	
	154221	HOSE - "T" piece to petrol vapour absorption device	1	
	154211	"T" PIECE	1	
	154217	HOSE - "T" piece to front carburettor	1	
	154210	RESTRICTOR - Front carburettor	1	
	154212	HOSE - "T" piece	1	
	154211	"T" PIECE	1	
	154216	HOSE - "T" piece to rear carburettor	1	
	154210	RESTRICTOR - rear carburettor	1	
	GRH387	ADAPTOR, breather hose to carburettor	1	Fitted up to Engine No. CC.75000
	154213	HOSE - rocker cover to "T" piece	1	Fitted from Engine No. CC.75001
	154219	HOSE, "T" Piece to Rocker Cover	1	Fitted up to Engine No. CC.75000
	CC5011	CLIP, corben	2	Fitted from.....
	154210	RESTRICTOR - front carburettor	1	Swedish Markets only Fitted up to Engine No. CC.75000 only
	152855	HOSE - "T" piece front carburettor	1	
	CC5011	CLIP, corben - hose to restrictor	1	
	154211	"T" PIECE	1	
	154213	HOSE - "T" piece to rocker cover	1	
	154210	RESTRICTOR - rear carburettor	1	
	154216	HOSE - "T" piece to rear carburettor	1	
	CC5011	CLIP, corben - hose to restrictor	1	

Note:- Items marked thus † are available on our Factory Exchange Unit Scheme

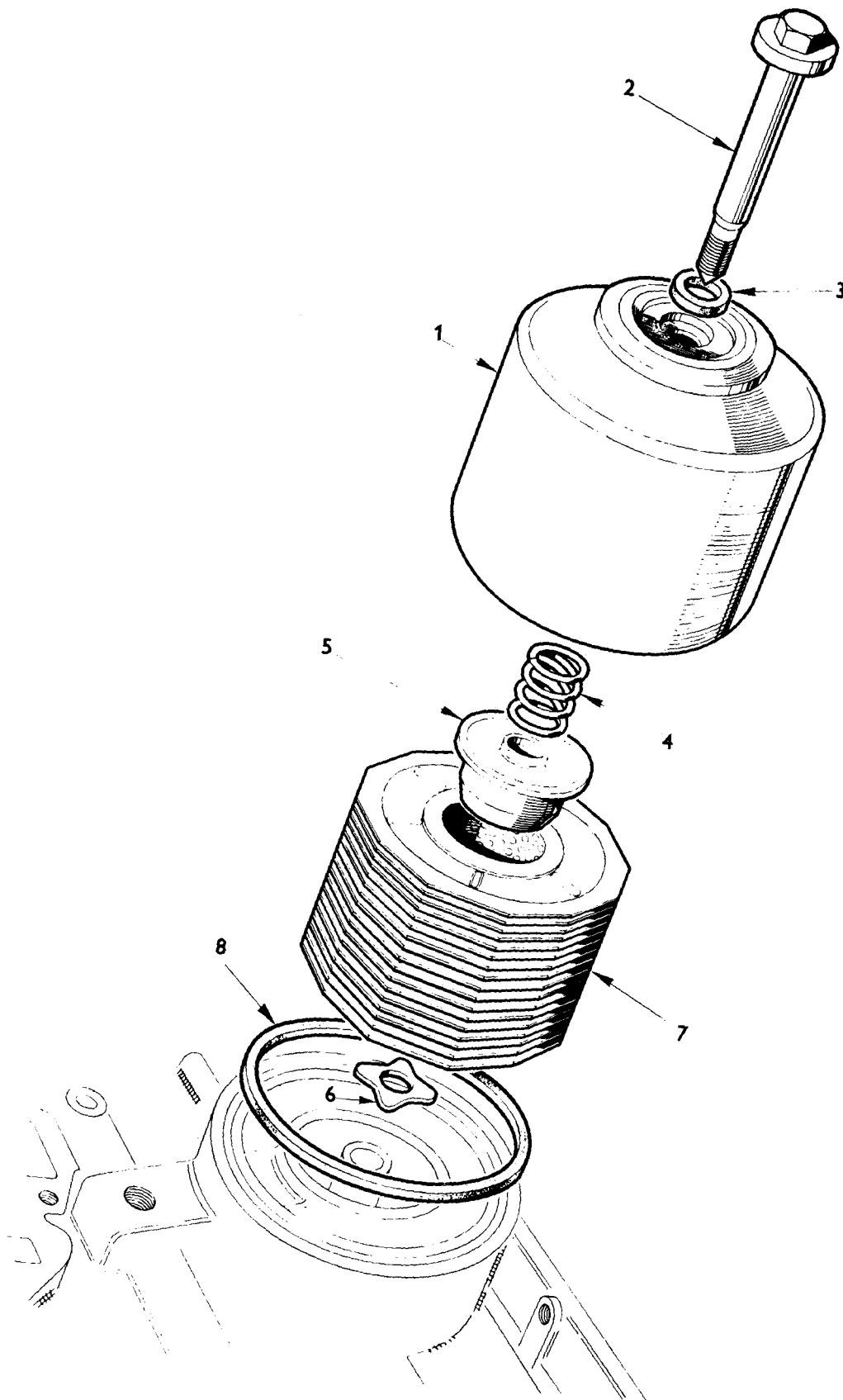


PLATE G

B89A

TR6

ENGINE
(CARBURETTOR MODEL)

Plate No.	Part No.	Description	No. per unit	Remarks
	129917	OIL FILTER ASSEMBLY (FULL FLOW)	1	
G1	510107	SHELL assembly	1	
G2	510108	BOLT, centre	1	
G3	510109	GASKET, bolt head	1	
G4	510110	SPRING, retaining element	1	
G5	510111	VALVE assembly	1	
G6	509883	CENTRALISER, element	1	
G7	129925	ELEMENT, filter	1	
G8	125531	RING, sealing	1	

Note:- Items marked thus † are available on our Factory Exchange Unit Scheme

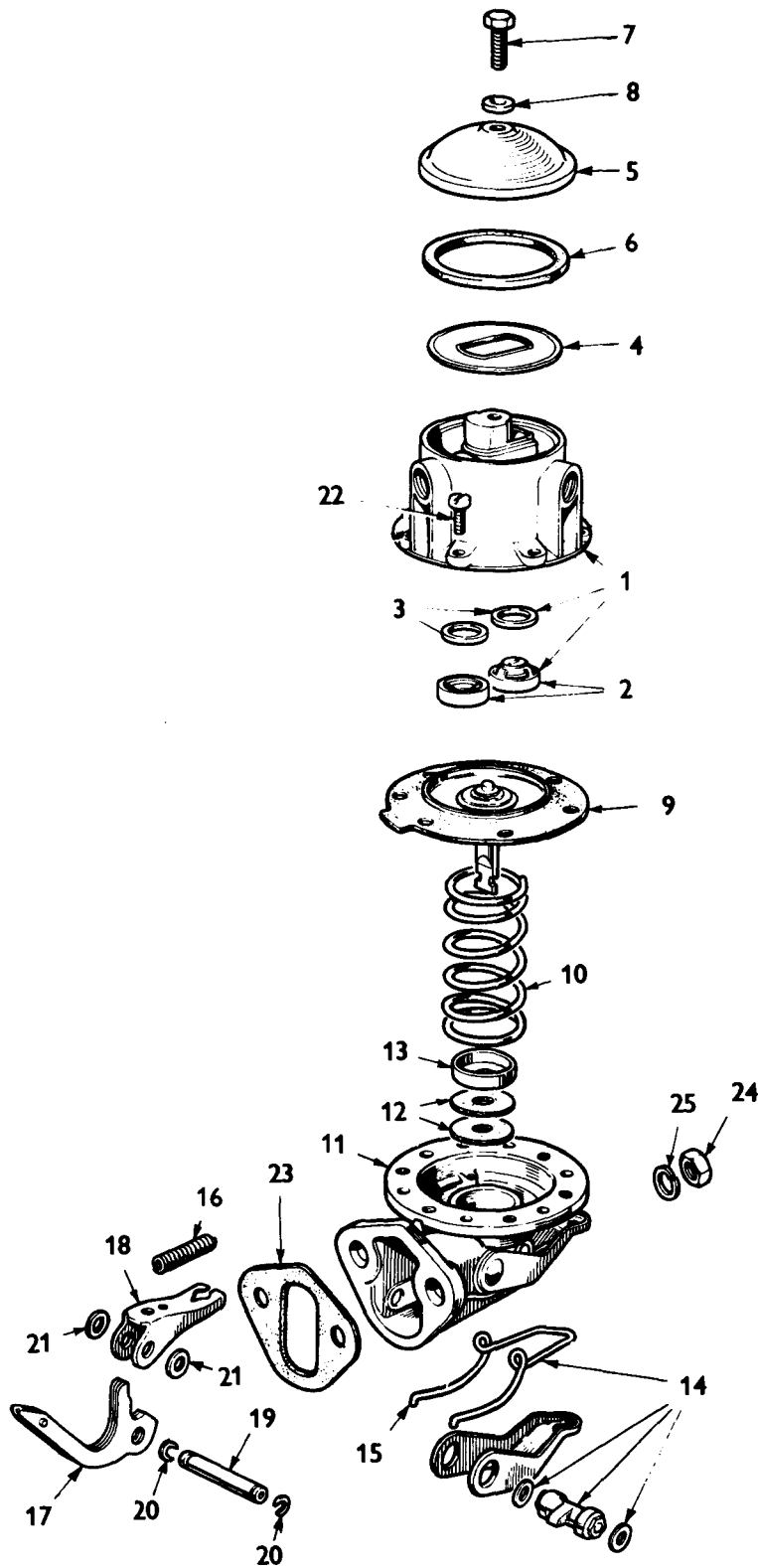


PLATE H

ENGINE
(CARBURETTOR MODEL)

Plate No.	Part No.	Description	No. per unit	Remarks
	213577	PETROL PUMP ASSEMBLY	1	
H1	516538	CASTING, upper, and valves assembly	1	
H2	515036	VALVE, assembly	2	
H3	515037	GASKET, valve	2	
H4	516539	SCREEN, filter	1	
H5	59650	COVER, filter	1	
H6	516540	GASKET, between cover and upper casting	1	
H7	516537	BOLT - Upper casting to cover	1	
H8	510498	WASHER - Upper casting to cover	1	
H9	501005	DIAPHRAGM assembly	1	
H10	52492	SPRING, diaphragm	1	
H11	509926	BODY and primer, assembly	1	
H12	508981	WASHER, oil seal	2	
H13	508980	RETAINER, oil seal	1	
H14	509927	SET, Primer parts	1	
H15	52498	SPRING, primer	1	
H16	52494	SPRING, rocker arm	1	
H17	516536	ROCKER arm	1	
H18	52479	LINK, rocker arm	1	
H19	52483	PIN, rocker arm and link to body	1	
H20	52484	CLIP, securing pin	2	
H21	52486	WASHER, between link and body	2	
H22	516541	SCREW, upper casting to body	6	
	500524	FIRST aid kit	1	
	516542	REPAIR kit, complete (less rocker arm)	1	
H23	138791	GASKET - Securing pump to cylinder block	1	
H24	HN2008	NUT - Securing pump to cylinder block	2	
H25	WL0208	WASHER, lock - Securing pump to cylinder block	2	

Note:- Items marked thus † are available on our Factory Exchange Unit Scheme

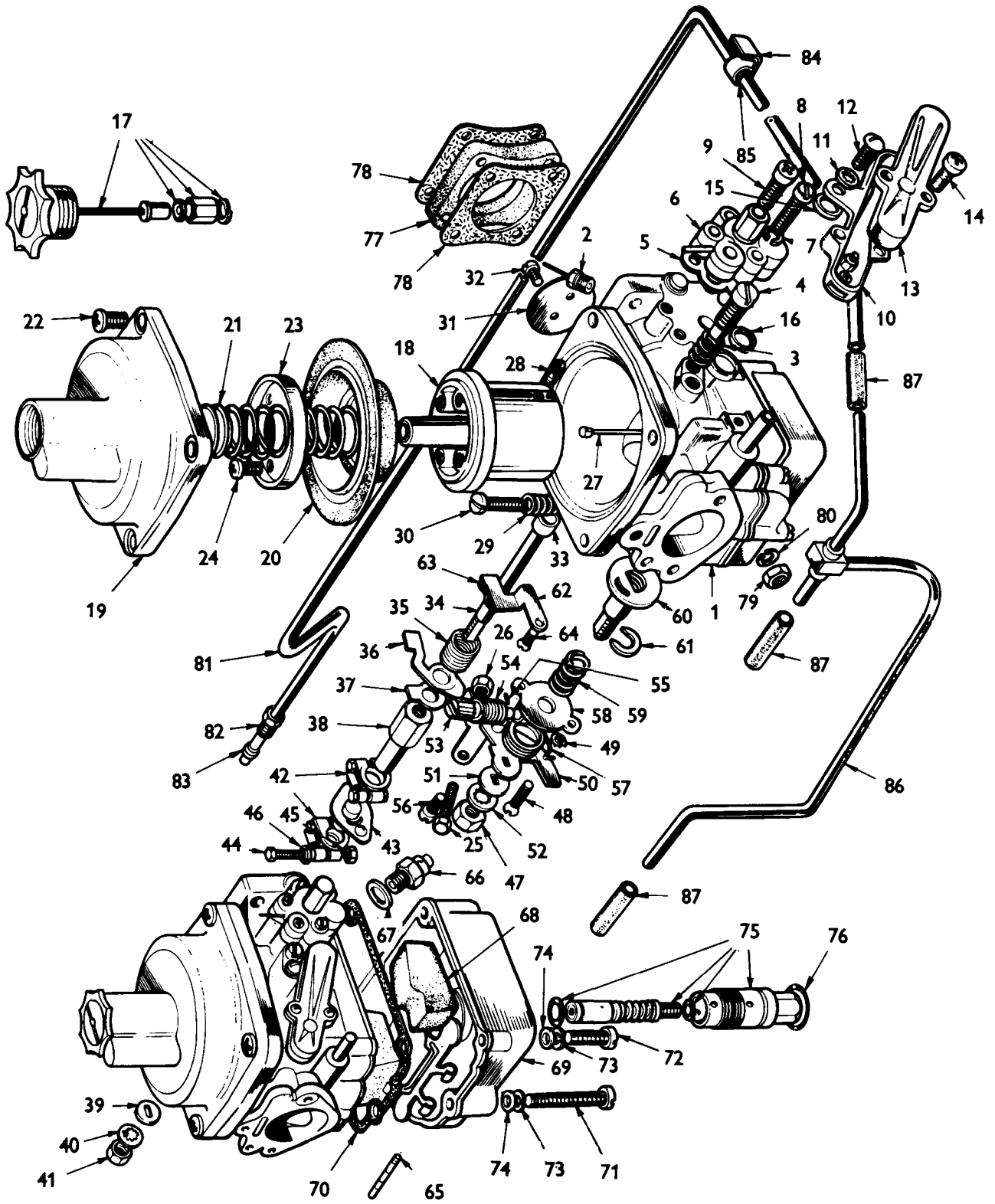


PLATE J

ENGINE
(CARBURETTOR MODEL)

Plate No.	Part No.	Description	No. per unit	Remarks
	308377	†CARBURETTOR ASSEMBLY - FRONT	1	} Fitted up to Engine No. CC. 50000E
	308376	†CARBURETTOR ASSEMBLY - REAR	1	
J1	N/S	MAIN BODY assembly		
J2	516993	ADAPTOR, ignition	1	
J3	516976	SPRING, idler trimming screw	2	
J4	516975	SCREW, idler trimming	2	
J5	516976	GASKET, by pass valve	2	
J6	517002	VALVE, by pass	2	
J7	514980	WASHER, lock, securing by pass valve to body	6	
J8	514973	SCREW, securing by pass valve to body	6	
J9	516969	SCREW, by pass valve	2	
J10	516970	TEMPERATURE COMPENSATOR ASSEMBLY	2	
J11	516974	WASHER, shakeproof, securing compensator	4	
J12	516973	SCREW, securing compensator	4	
J13	516968	COVER, temperature compensator	2	
J14	516969	SCREW, securing cover	4	
J15	516971	SEAL, large, on compensator body	2	
J16	516972	SEAL, small, inside carburettors	2	
J17	512327	DAMPER ASSEMBLY	2	
J18	N/S	AIR VALVE and shaft		
J19	N/S	COVER assembly, air valve		
J20	517004	DIAPHRAGM	2	
J21	516946	SPRING, air valve return	2	
J22	517122	SCREW, securing cover	8	
J23	N/S	RING, diaphragm retaining		
J24	517119	SCREW, securing diaphragm retaining ring	4	
J25	516965	SCREW, fast idler adjustment	2	
J26	512287	LOCKNUT, on screw	2	
J27	516944	NEEDLE, metering	2	
J28	512280	SCREW, securing needle	2	
J29	512282	SPRING, throttle stop screw	2	
J30	512281	SCREW, throttle stop	2	

Note:- Items marked thus † are available on our Factory Exchange Unit Scheme

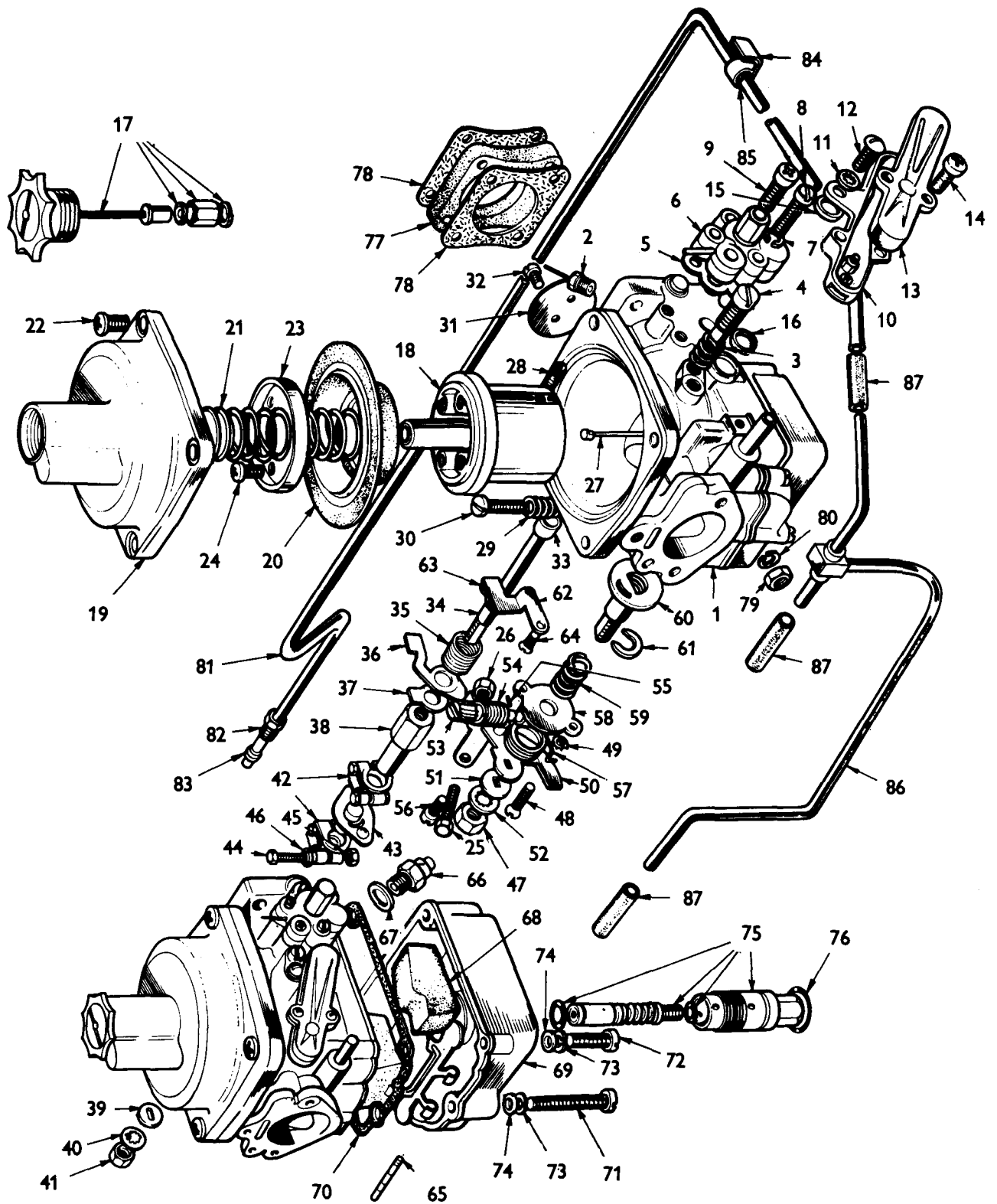


PLATE J

ENGINE
(CARBURETTOR MODEL)

Plate No.	Part No.	Description	No. per unit	Remarks	
CARBURETTOR ASSEMBLY - continued					
J31	512283	DISC THROTTLE	2	} Fitted up to Engine No. CC. 50000E	
J32	512284	SCREW, securing disc to spindle	4		
J33	517003	SEAL, throttle spindle	4		
	517005	SPINDLE, throttle, rear carburettor	1		
J34	516994	SPINDLE, throttle, front carburettor	1		
J35	516951	SPRING, throttle return	2		
J36	516995	LEVER, throttle stop and fast idle lever	2		
J37	516996	WASHER, tab, front carburettor throttle spindle	1		
J38	516997	NUT, extension, front carburettor throttle spindle	1		
J39	512333	WASHER, spacing, rear carburettor throttle spindle	2		
J40	512291	WASHER, shakeproof, rear carburettor throttle spindle	1		
J41	512292	NUT, rear carburettor throttle spindle	1		
Note:- For Item Nos. J42 to J46 inc. See Page 23.					
J47	513687	NUT, on spindle, securing cam lever	2		
J48	516960	SCREW, securing starter to main body			
J49	516961	WASHER, shakeproof, securing starter to main body			
J50	516999	LEVER, cam, assembly	2		
J51	517000	WASHER, spacing, securing cam lever			
J52	513688	WASHER, shakeproof, securing cam lever			
J53	N/S	STOP adjuster, cam lever			
J54	N/S	SPRING, on adjuster			
J55	N/S	ROLL, pin, on adjuster			
J56	513723	SCREW, swivel	2		
J57	516957	SPRING, return	2		
J58	516998	COVER, starter box	2		
J59	516955	SPRING, starter	2		
J60	516954	SPINDLE, starter, assembly			
J61	516956	'C' WASHER, on spindle	2		
J62	517001	BRACKET, starter control assembly with clip	2		
J63	516962	CLIP, for bracket	2		
J64	516963	SCREW, securing bracket	2		

Note:- Items marked thus † are available on our Factory Exchange Unit Scheme

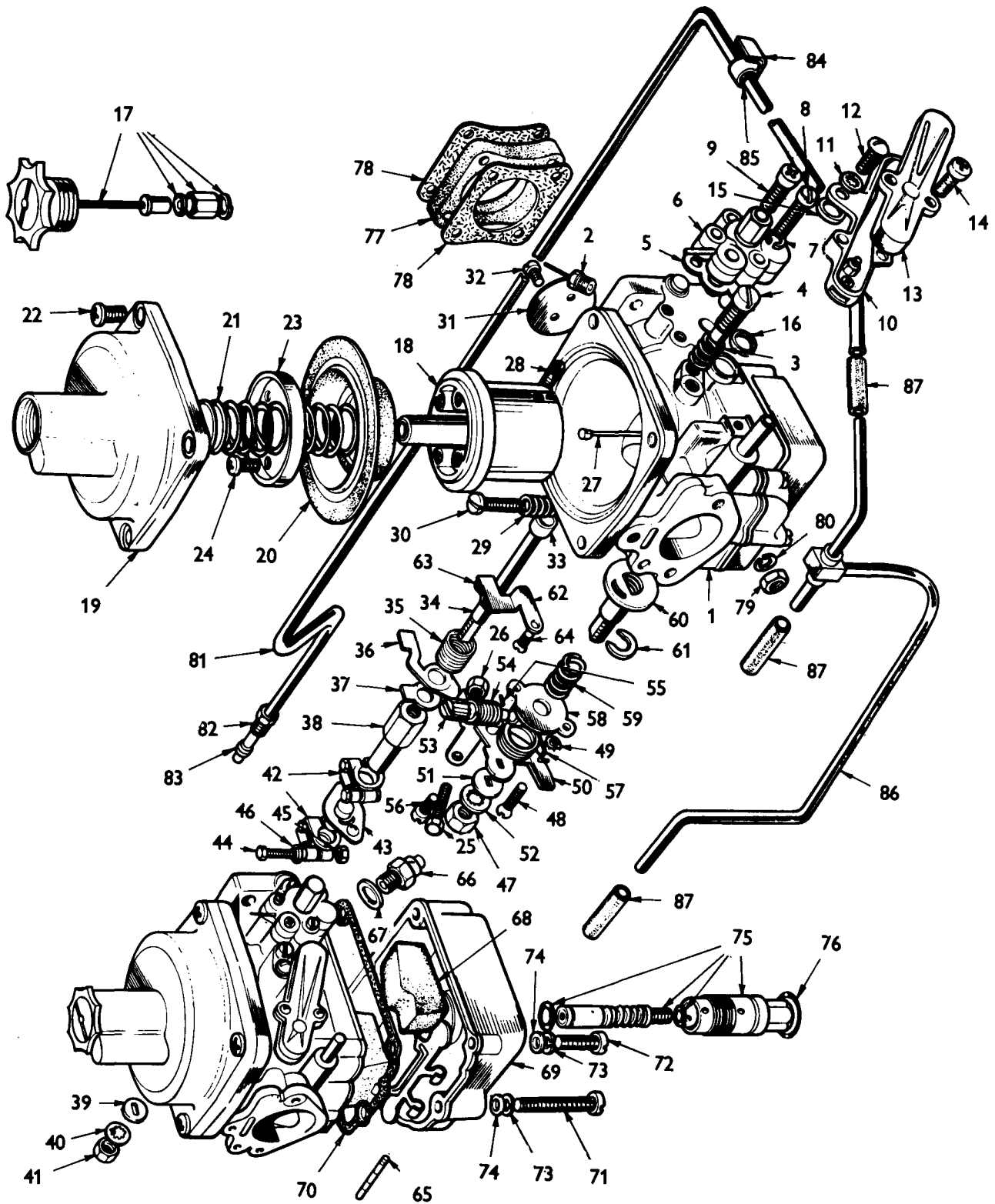


PLATE J

B 1438
TR6

ENGINE
(CARBURETTOR MODEL)

Plate No.	Part No.	Description	No. per unit	Remarks	
CARBURETTOR ASSEMBLY - continued					
J65	516978	FLOAT DETAILS PIN, float pivot	2	} Fitted up to Engine No. CC. 50000E	
J66	516947	VALVE, needle	2		
J67	516005	WASHER, for needle valve	2		
J68	516977	FLOAT AND ARM	2		
J69	516981	FLOAT CHAMBER	2		
J70	516980	GASKET, float chamber	2		
J71	514972	SCREW, float chamber to main body	6		
J72	514973	SCREW, float chamber to main body	6		
J73	514980	WASHER, spring, float chamber to main body	12		
J74	512304	WASHER, spring, float chamber to main body	12		
J75	516979	PLUG, sealing, float chamber	2		
J76	512311	'O' RING, for plug	2		
J77	148036	GASKET, insulating, securing carburettors to manifold	2		
J78	148035	GASKET, securing carburettors to manifold	4		
J79	HN2008	NUT, securing carburettors to manifold	8		
J80	WLO208	WASHER, lock, securing carburettors to manifold	8		
COUPLING DETAILS					
J42	512335	COUPLING ASSEMBLY	2		
J43	517006	COUPLING SPINDLE assembly	1		
J44	512340	SCREW, securing couplings	4		
J45	512334	NUT, securing couplings	4		
J46	512339	WASHER, securing couplings	4		

Note:- Items marked thus † are available on our Factory Exchange Unit Scheme

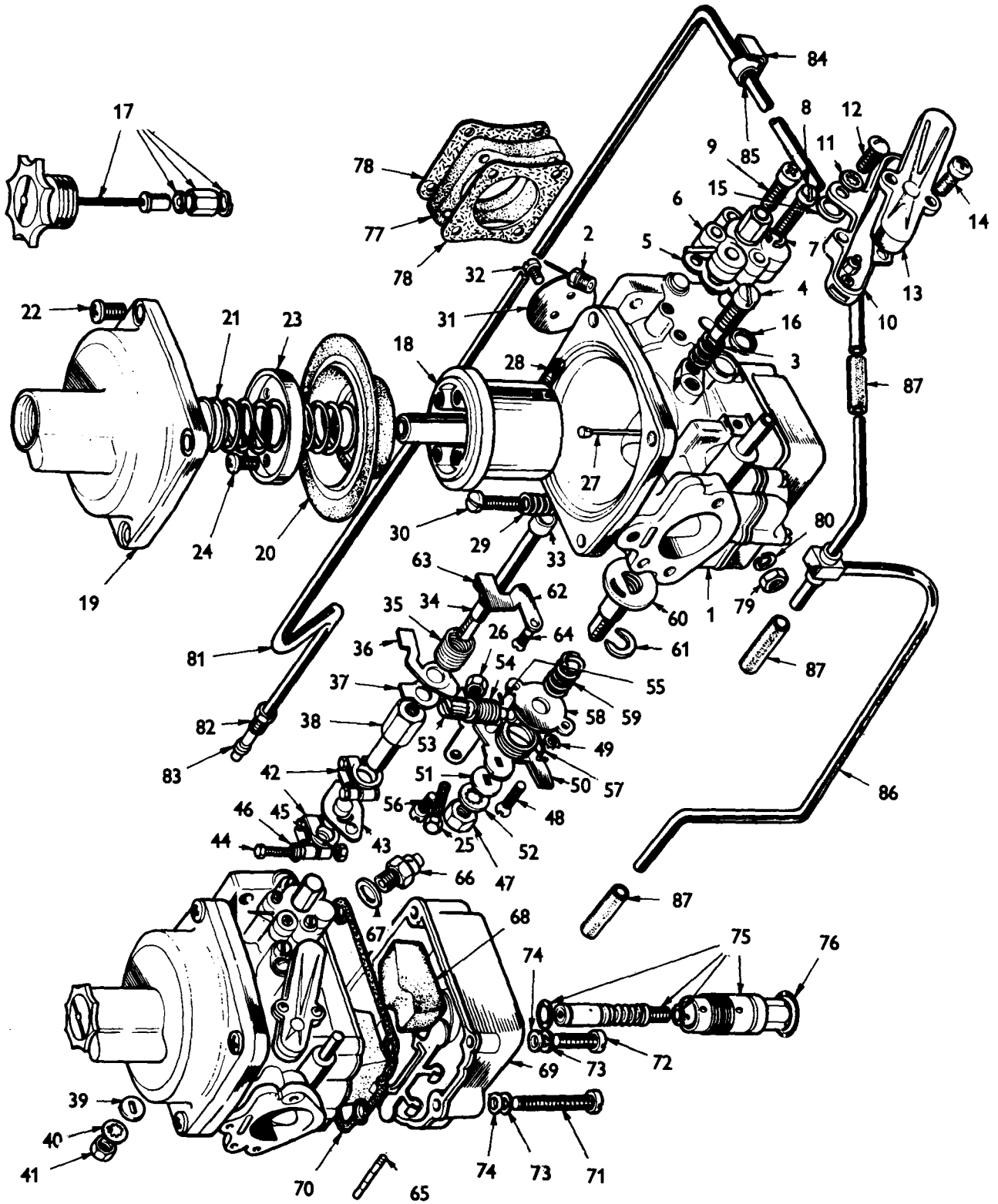


PLATE J

81438
TR6

ENGINE
(CARBURETTOR MODEL)

Plate No.	Part No.	Description	No. per unit	Remarks
	311276	†CARBURETTOR ASSEMBLY - FRONT	1	} Fitted from Engine No. CC. 50001E up to CC. 65346E
	311277	†CARBURETTOR ASSEMBLY - REAR	1	
J1	N/S	MAIN BODY assembly		
	518425	ADAPTOR, ignition	1	
J3	516976	SPRING, idler trimming screw	2	
J4	516975	SCREW, idler trimming	2	
	520314	VALVE, by pass assembly	1	
	517767	GASKET, by pass valve	1	
J7	514980	WASHER, lock, securing by-pass valve to body	6	
J8	514973	SCREW, securing by-pass valve to body	6	
	517444	TEMPERATURE COMPENSATOR ASSEMBLY	2	
J11	516974	WASHER, shakeproof, securing compensator	4	
J15	516971	SEAL, large on compensator body	2	
J16	516972	SEAL, small, inside carburettors	2	
	518432	DAMPER ASSEMBLY	2	
J18	N/S	AIR VALVE and shaft		
J19	N/S	COVER assembly, air valve		
J20	517004	DIAPHRAGM	2	
J21	516946	SPRING, air valve return	2	
	512274	SCREW and spring washer, fixing cover	6	
	517769	SCREW and spring washer, fixing cover drilled	2	
J23	N/S	RING, diaphragm retaining		
	512277	WASHER, retaining diaphragm	1	
	517451	WIRE, sealing, diaphragm	A/R	
J24	517119	SCREW, securing diaphragm retaining ring	4	
J25	516965	SCREW, fast idler adjustment	2	
J26	512287	LOCKNUT, on screw	2	
J27	518581	NEEDLE, metering	2	
J28	512280	SCREW, securing needle	2	
J29	512282	SPRING, throttle stop screw	2	
J30	512281	SCREW, throttle stop	2	
J31	512283	DISC, throttle	2	

Note:- Items marked thus † are available on our Factory Exchange Unit Scheme

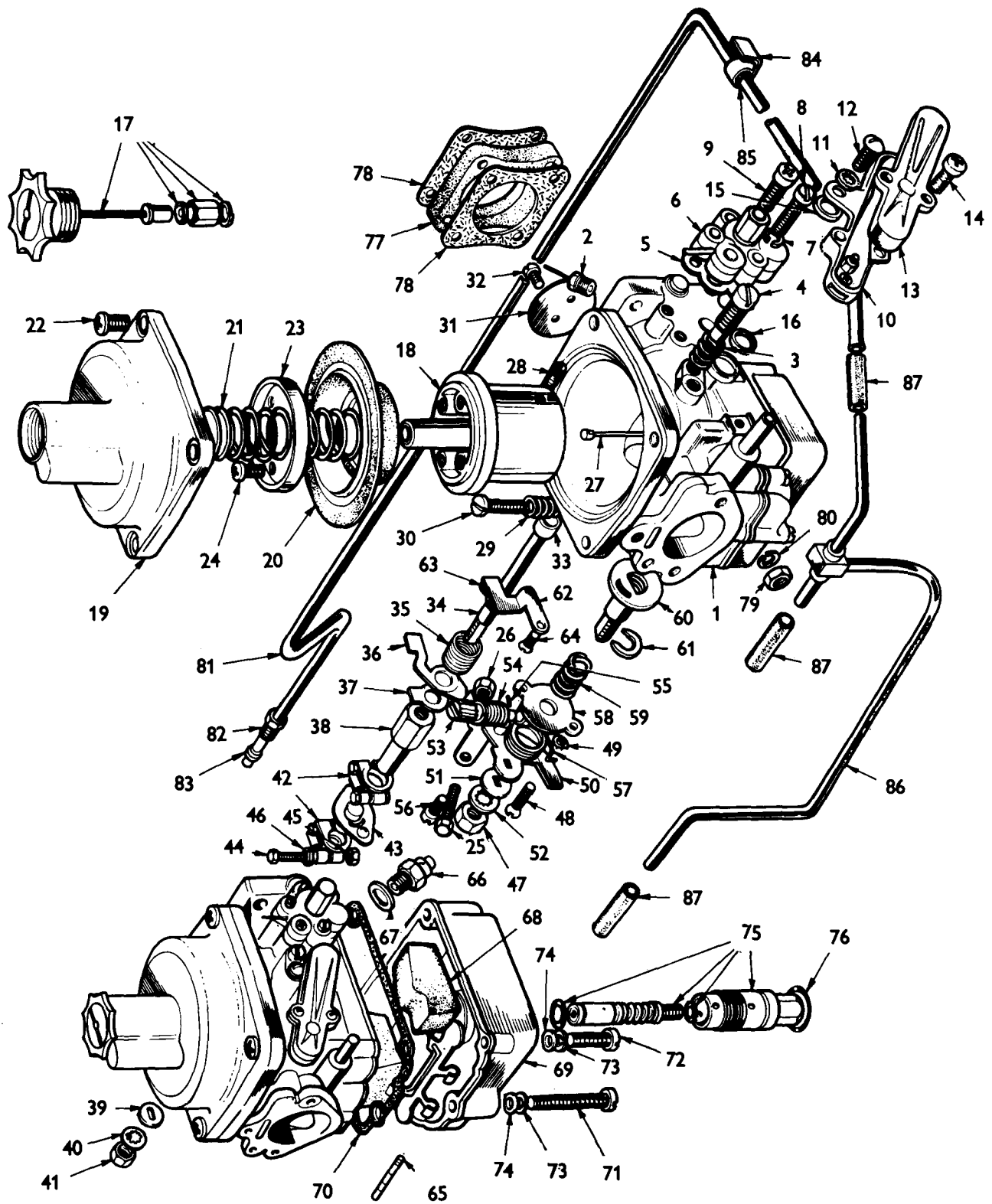


PLATE J

ENGINE
(CARBURETTOR MODEL)

Plate No.	Part No.	Description	No. per unit	Remarks
CARBURETTOR ASSEMBLY - continued				
J32	512284	SCREW, securing disc to spindle	4	} Fitted from Engine No. CC. 50001E up to CC. 65346E
J33	517003	SEAL, throttle spindle	4	
	517005	SPINDLE, throttle, rear carburettor	1	
J34	516994	SPINDLE, throttle, front carburettor	1	
J35	516951	SPRING, throttle return	2	
J36	516995	LEVER, throttle stop and fast idle lever	2	
J37	516996	WASHER, tab, front carburettor throttle spindle	1	
J38	516997	NUT, extension, front carburettor throttle spindle	1	
J39	512333	WASHER, spacing, rear carburettor throttle spindle	2	
J40	512291	WASHER, shakeproof, rear carburettor throttle spindle	1	
J41	512292	NUT, rear carburettor throttle spindle	1	
		Note:- For Item Nos. J.42 to J.46		
		Note:- For Item Nos. J.42 to J.46 inclusive see Page 26 .		
	518580	STARTER BOX	2	
J48	516960	SCREW, securing starter to main body	4	
J49	516961	WASHER, shakeproof, securing starter to main body	4	
J62	517001	BRACKET, starter control assembly, with clip	2	
J63	516962	CLIP, for bracket	2	
J64	516963	SCREW, securing bracket	2	
FLOAT DETAILS				
	517134	PIN, float pivot	2	
	517302	VALVE, needle	2	
J67	516005	WASHER, for needle valve	2	
J68	516977	FLOAT AND ARM	2	
J69	516981	FLOAT CHAMBER	2	
J70	516980	GASKET, float chamber	2	
	518428	SCREW and spring washer, fixing float chamber (long)	8	
	518429	SCREW and spring washer, fixing float chamber (short)	4	

Note:- Items marked thus † are available on our Factory Exchange Unit Scheme

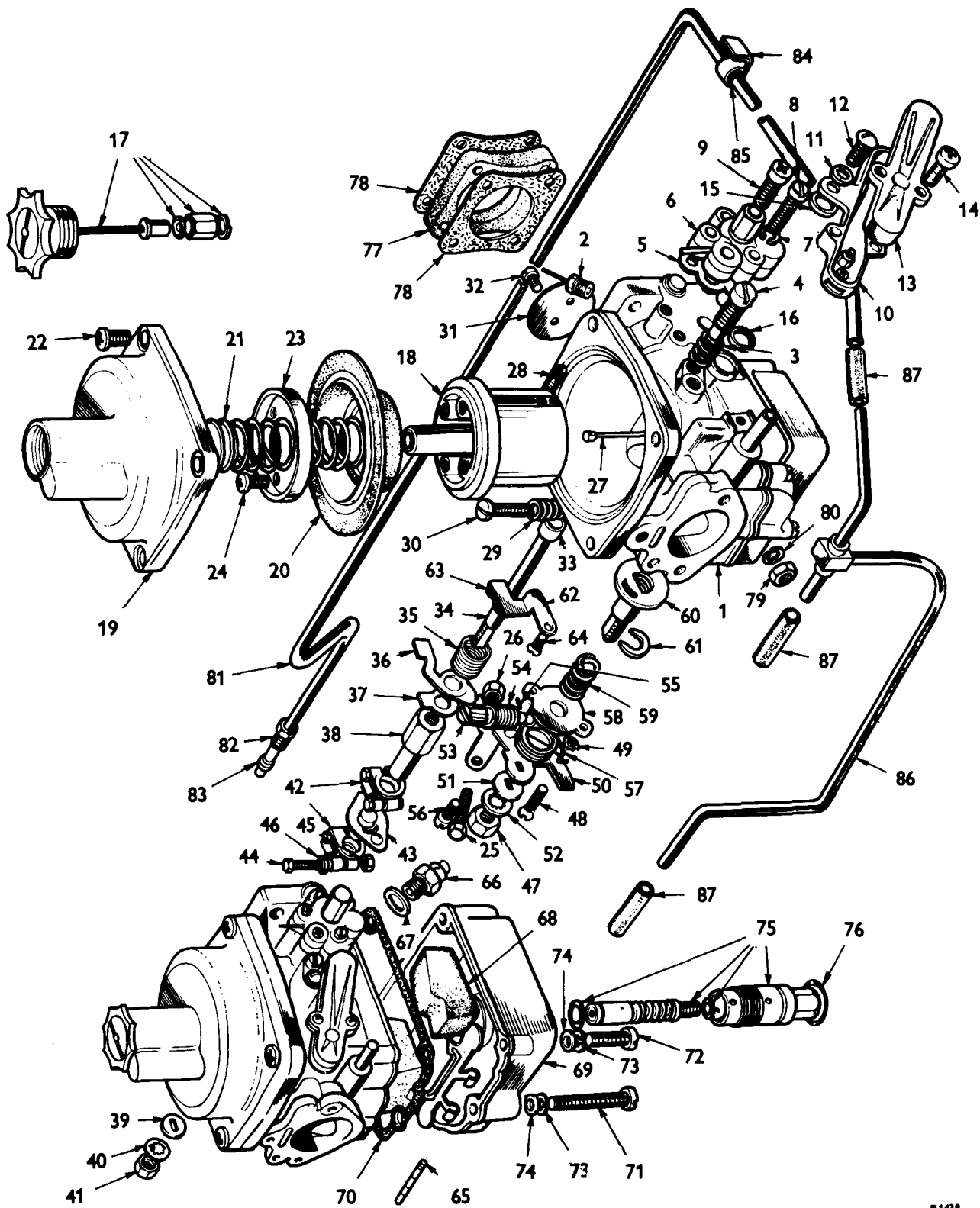


PLATE J

01438
TR6

ENGINE
(CARBURETTOR MODEL)

Plate No.	Part No.	Description	No. per unit	Remarks	
		CARBURETTOR ASSEMBLY - continued.			
J75	516979	PLUG, sealing, float chamber	2	} Fitted from Engine No. CC. 50001E up to CC. 65346E	
J76	512311	'O' RING, for plug	2		
J77	148036	GASKET, insulating, securing carburettors to manifold	2		
J78	148035	GASKET, securing carburettors to manifold	4		
J79	HN2008	NUT, securing carburettors to manifold	8		
J80	WL0208	WASHER, lock, securing carburettors to manifold	8		
		COUPLING DETAILS			
J42	512335	COUPLING assembly	2		
J43	517006	COUPLING SPINDLE assembly	1		
J44	512340	SCREW, securing couplings	4		
J45	512334	NUT, securing couplings	4		
J46	512339	WASHER, securing couplings	4		
	520018	SPINDLE, coupling	1		
	520019	LEVER, pick-up	1		
	520020	BUSH	1		
	520313	LEVER, throttle	1		
	520022	WASHER, spacing	1		
	520311	NUT, extension	1		
	520312	COUPLING	1		
	513720	WASHER, tab	1		

Note:- Items marked thus † are available on our Factory Exchange Unit Scheme

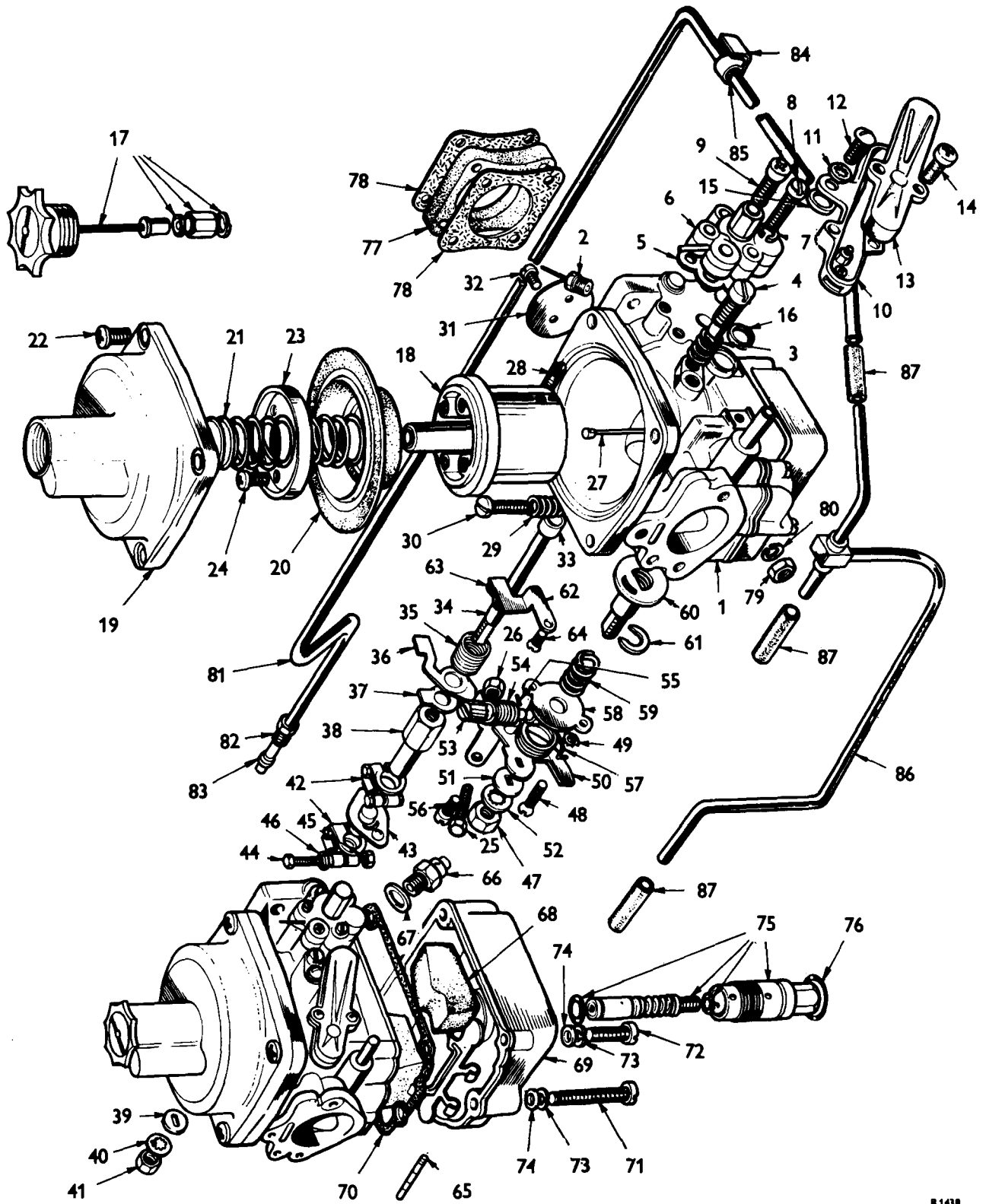


PLATE J

ENGINE
(CARBURETTOR MODEL)

Plate No.	Part No.	Description	No. per unit	Remarks
	311865	†CARBURETTOR ASSEMBLY - FRONT	1	} Fitted from Engine No. CC. 65347 up to CC.....
	311277	†CARBURETTOR ASSEMBLY - REAR	1	
J1	N/S	MAIN BODY assembly		
	518425	ADAPTOR, ignition	1	
J3	516976	SPRING, idler trimming screw	2	
J4	516975	SCREW, idler trimming	2	
	520314	VALVE, by-pass assembly	2	
	517767	GASKET, by pass valve	2	
	518429	SCREW and spring washer, fixing by pass	2	
	518439	SCREW, countersink	2	
	518430	WASHER, shakeproof	2	
J7	514980	WASHER, lock, securing by-pass valve to body	6	
J8	514973	SCREW, securing by-pass valve to body	6	
	519576	TEMPERATURE COMPENSATOR ASSEMBLY	2	
J11	516974	WASHER, shakeproof, securing compensator	4	
J15	516971	SEAL, large on compensator body	2	
J16	516972	SEAL, small, inside carburettors	2	
	518432	DAMPER ASSEMBLY	2	
J18	N/S	AIR VALVE and shaft		
J19	N/S	COVER assembly, air valve		
J20	517004	DIAPHRAGM	2	
J21	516946	SPRING, air valve return	2	
	512274	SCREW and spring washer, fixing cover	6	
	517769	SCREW and spring washer, fixing cover, drilled	2	
J23	N/S	RING, diaphragm retaining		
	512277	WASHER, retaining diaphragm	2	
	517451	WIRE, sealing, diaphragm	A/R	
J24	517119	SCREW, securing diaphragm retaining ring	4	
J25	516965	SCREW, fast idler adjustment	2	
J26	512287	LOCKNUT, on screw	2	
J27	520315	NEEDLE, metering	2	

Note:- Items marked thus † are available on our Factory Exchange Unit Scheme

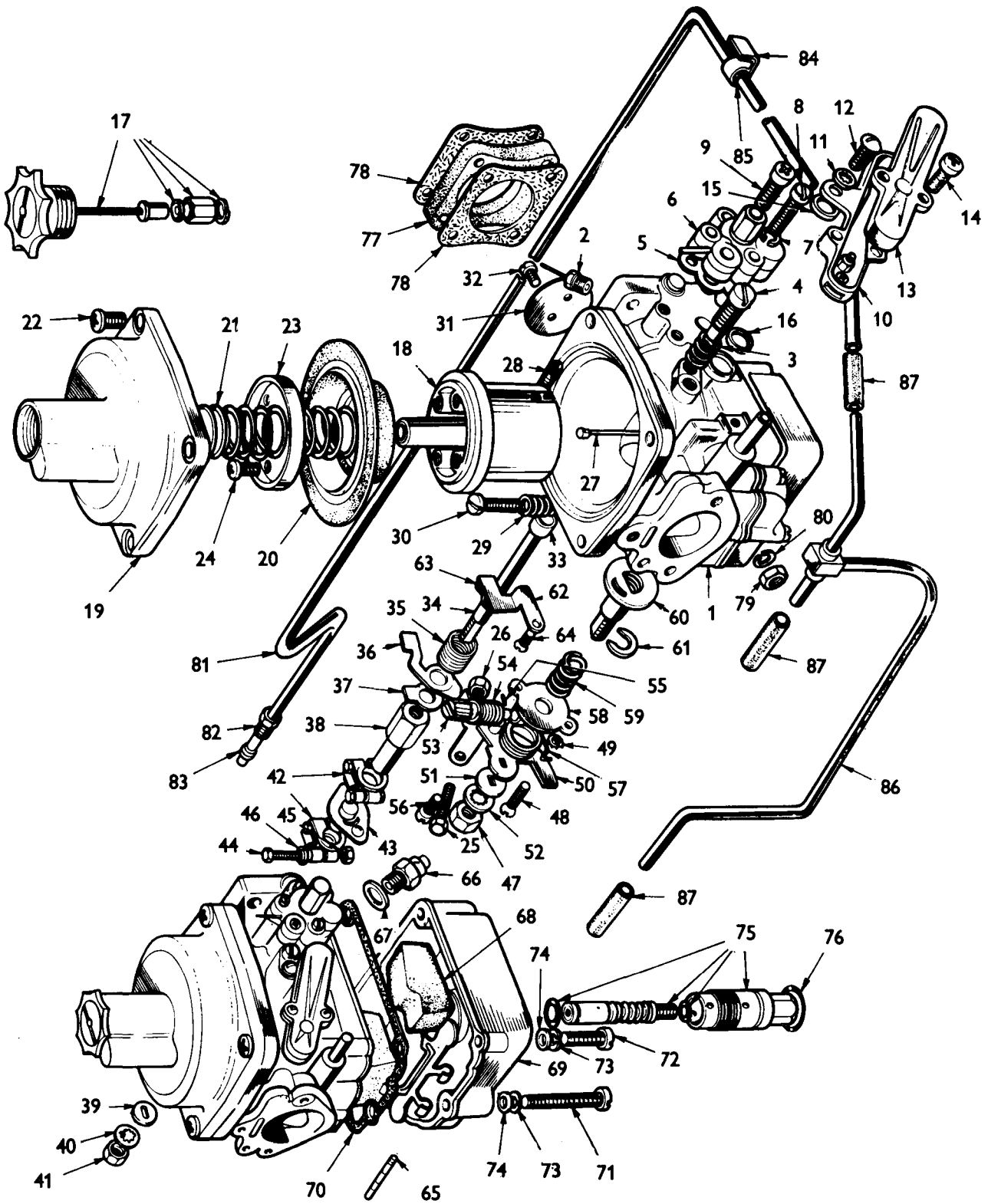


PLATE J

B 1438
TR6

ENGINE
(CARBURETTOR MODEL)

Plate No.	Part No.	Description	No. per unit	Remarks	
		CARBURETTOR ASSEMBLY - continued.			
	519407	SCREW, adjusting metering needle	2	} Fitted from Engine No. CC. 65347 up to CC.....	
	519047	RING, retaining metering needle	2		
	518653	SCREW, retaining metering needle	2		
J28	512280	SCREW, securing needle	2		
J29	512282	SPRING, throttle stop screw	2		
J30	512281	SCREW, throttle stop	2		
J31	512283	DISC, throttle	2		
J32	512284	SCREW, securing disc to spindle	4		
J33	517003	SEAL, throttle spindle	4		
	517005	SPINDLE, throttle rear carburettor	1		
J34	516994	SPINDLE, throttle, front carburettor	1		
J35	516951	SPRING, throttle return	2		
J36	516995	LEVER, throttle stop and fast idle lever	2		
J37	516996	WASHER, tab, front carburettor throttle spindle	1		
J38	516997	NUT, extension, front carburettor throttle spindle	1		
J39	512333	WASHER, spacing, rear carburettor throttle spindle	2		
J40	512291	WASHER, shakeproof, rear carburettor throttle spindle	1		
J41	512292	NUT, rear carburettor throttle spindle	1		
		Note:- For Item Numbers J42 to J46 inclusive, See Page 29			
	520316	STARTER ASSEMBLED COMPLETE	2		
J48	516960	SCREW, securing starter to main body	4		
J49	516961	WASHER, shakeproof, securing starter to main body	4		
J62	517001	BRACKET, starter control assembly, with clip	2		
J63	516962	CLIP, for bracket	2		
J64	516963	SCREW, securing bracket	2		
		FLOAT DETAILS			
	517134	PIN, float pivot	2		
	517302	VALVE, needle	2		

Note:- Items marked thus † are available on our Factory Exchange Unit Scheme

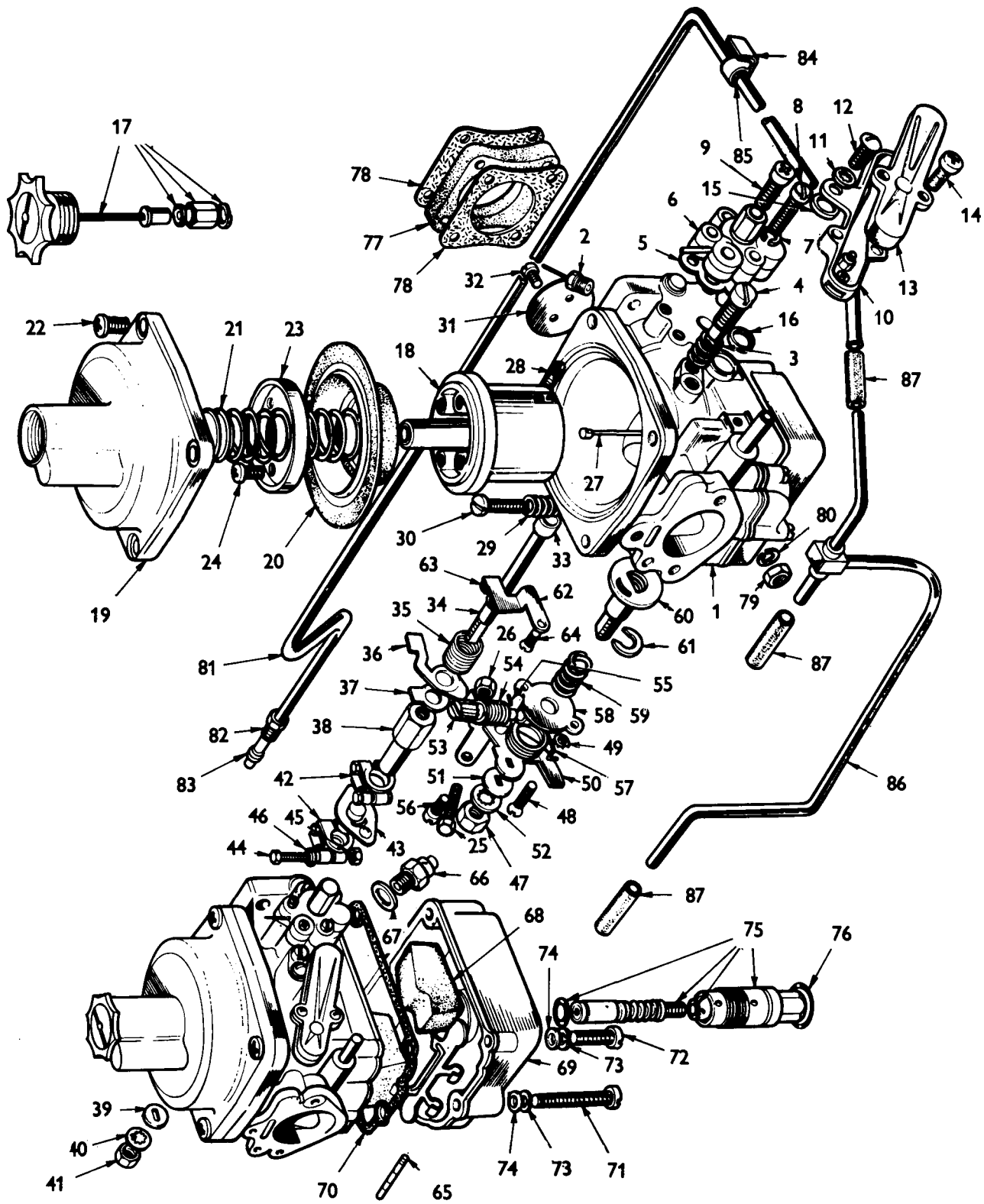


PLATE J

81438
TR6

ENGINE
(CARBURETTOR MODEL)

Plate No.	Part No.	Description	No. per unit	Remarks	
CARBURETTOR ASSEMBLY - continued.					
J67	516005	WASHER, for needle valve	2	} Fitted from Engine No. CC. 65347 up to CC.....	
J68	516977	FLOAT AND ARM	2		
J69	516981	FLOAT CHAMBER	2		
J70	516980	GASKET, float chamber	2		
	518428	SCREW and spring washer, fixing float chamber (long)	8		
	518429	SCREW and spring washer, fixing float chamber (short)	4		
J75	516979	PLUG, sealing, float chamber	2		
J76	512311	'O' RING, for plug	2		
J77	148036	GASKET, insulating, securing carburettors to manifold	2		
J78	148035	GASKET, securing carburettors to manifold	4		
J79	HN2008	NUT, securing carburettors to manifold	8		
J80	WL0208	WASHER, lock, securing carburettors to manifold	8		
COUPLING DETAILS					
J42	512335	COUPLING assembly	2		
J43	517006	COUPLING SPINDLE assembly	1		
J44	512340	SCREW, securing couplings	4		
J45	512334	NUT, securing couplings	4		
J46	512339	WASHER, securing couplings	4		
	520018	SPINDLE, coupling	1		
	520019	LEVER, pick-up	1		
	520020	BUSH	1		
	520313	LEVER, throttle	1		
	520022	WASHER, spacing	1		
	520311	NUT, extension	1		
	520312	COUPLING	1		
	513720	WASHER, tab	1		

Note:- Items marked thus † are available on our Factory Exchange Unit Scheme

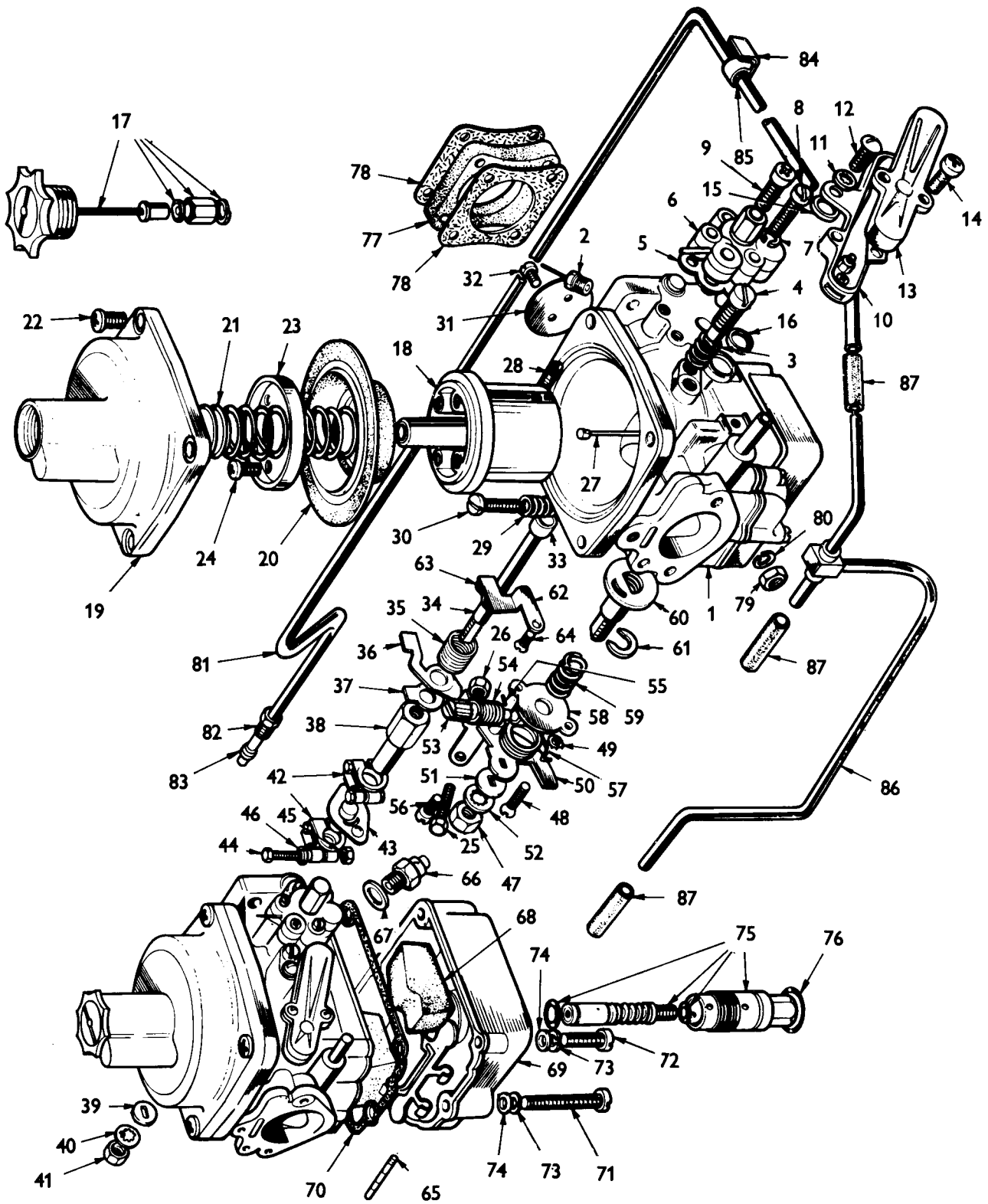


PLATE J

B 1438
TR6

ENGINE
(CARBURETTOR MODEL)

Plate No.	Part No.	Description	No. per unit	Remarks
	312110	†CARBURETTOR ASSEMBLY - FRONT	1	} Fitted from Engine No. CC.....Up to CC.58298
	312111	†CARBURETTOR ASSEMBLY - REAR	1	
J1	N/S	MAIN BODY Assembly		
	516993	ADAPTOR, ignition	1	
J3	516976	SPRING, idler trimming screw	2	
J4	516975	SCREW, idler trimming	2	
	520314	VALVE, by pass assembly	2	
	517767	GASKET, by pass valve	2	
	518429	SCREW and spring washer, fixing by pass	2	
J7	514980	WASHER, lock, securing by-pass valve to body	6	
J8	514973	SCREW, securing by-pass valve to body	6	
	516970	TEMPERATURE COMPENSATOR ASSEMBLY	2	
J11	516974	WASHER, shakeproof, securing compensator	4	
J15	516971	SEAL, large on compensator body	2	
J16	516972	SEAL, small, inside carburettors	2	
	512327	DAMPER ASSEMBLY	2	
J18	N/S	AIR VALVE and shaft		
J19	N/S	COVER assembly, air valve		
J20	517004	DIAPHRAGM	2	
J21	516946	SPRING, air valve return	2	
	518428	SCREW and spring washer, fixing cover	6	
	518429	SCREW and spring washer, fixing cover drilled	2	
J23	N/S	RING, diaphragm retaining		
	512277	WASHER, retaining diaphragm	2	
	517451	WIRE, sealing, diaphragm	A/R	
J24	517119	SCREW, securing diaphragm retaining ring	4	
J25	516965	SCREW, fast idler adjustment	2	
J26	512287	LOCKNUT, on screw	2	
J27	520315	NEEDLE, metering	2	

Note:- Items marked thus † are available on our Factory Exchange Unit Scheme

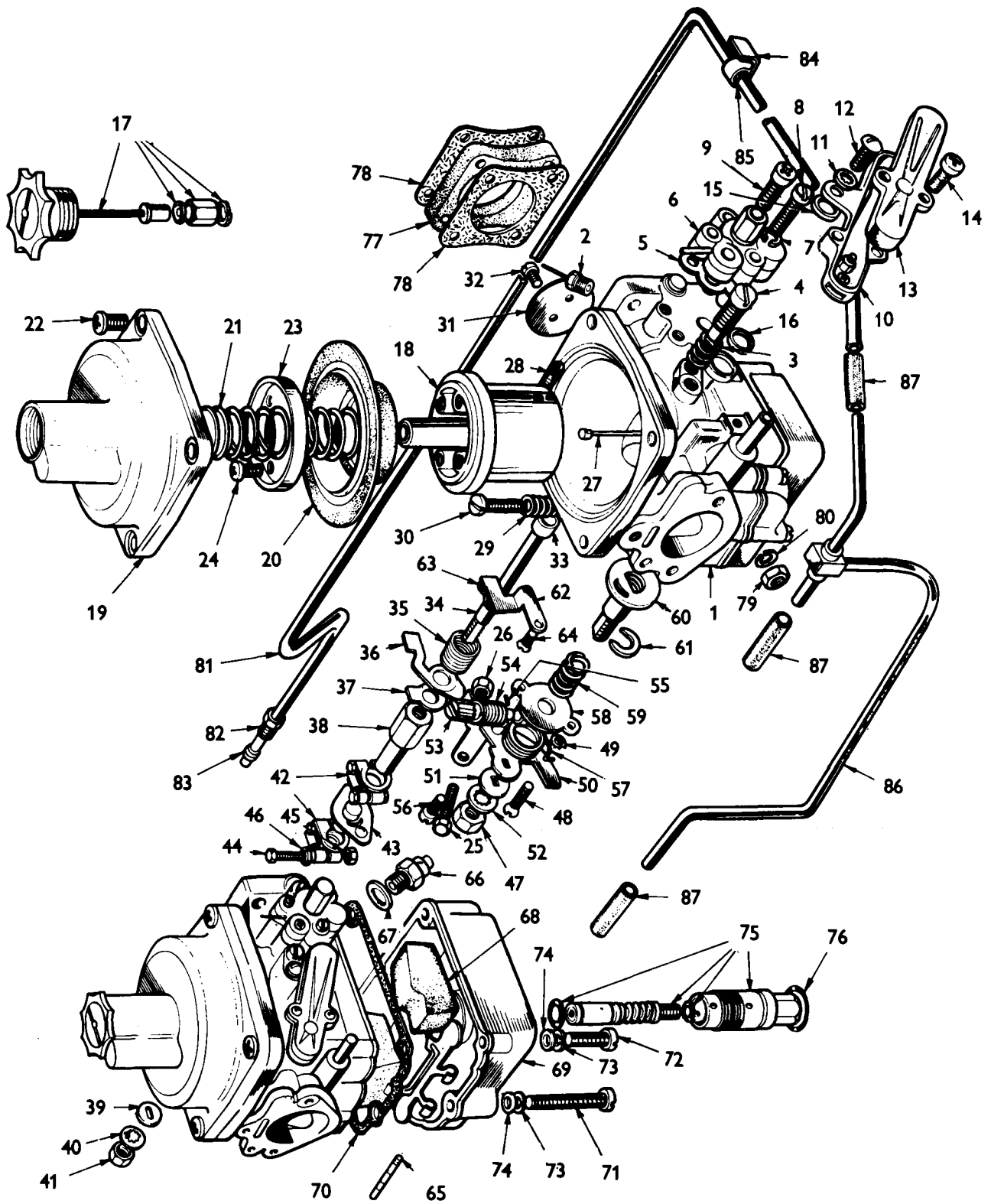


PLATE J

ENGINE
(CARBURETTOR MODEL)

Plate No.	Part No.	Description	No. per unit	Remarks
CARBURETTOR ASSEMBLY - continued				
J28	512280	SCREW, securing needle	2	
J29	512282	SPRING, throttle stop screw	2	
J30	512281	SCREW, throttle stop	2	
J31	512283	DISC, throttle	2	
J32	512284	SCREW, securing disc to spindle	4	
J33	517003	SEAL, throttle spindle	4	
	517005	SPINDLE, throttle, rear carburettor	1	
J34	516994	SPINDLE, throttle, front carburettor	1	
J35	516951	SPRING, throttle return	2	
J36	516995	LEVER, throttle stop and fast idle lever	2	
J37	516996	WASHER, tab, front carburettor throttle spindle	1	
J38	516997	NUT, extension, front carburettor throttle spindle	1	
J39	512333	WASHER, spacing, rear carburettor throttle spindle	2	
J40	512291	WASHER, shakeproof, rear carburettor throttle spindle	1	
J41	512292	NUT, rear carburettor throttle spindle	1	Fitted from Engine No. CC..... Up to CC.....
		Note:- For Item Numbers J42 to J46 inclusive See Page 32.		
	518580	STARTER BOX ASSEMBLY	2	
J48	516960	SCREW, securing starter to main body	4	
J49	516961	WASHER, shakeproof, securing starter to main body	4	
J62	517001	BRACKET, starter control assembly, with clip	2	
J63	516962	CLIP, for bracket	2	
J64	516963	SCREW, securing bracket	2	
		FLOAT DETAILS		
	517134	PIN, float pivot	2	
	517302	VALVE, needle	2	

Note:- Items marked thus † are available on our Factory Exchange Unit Scheme

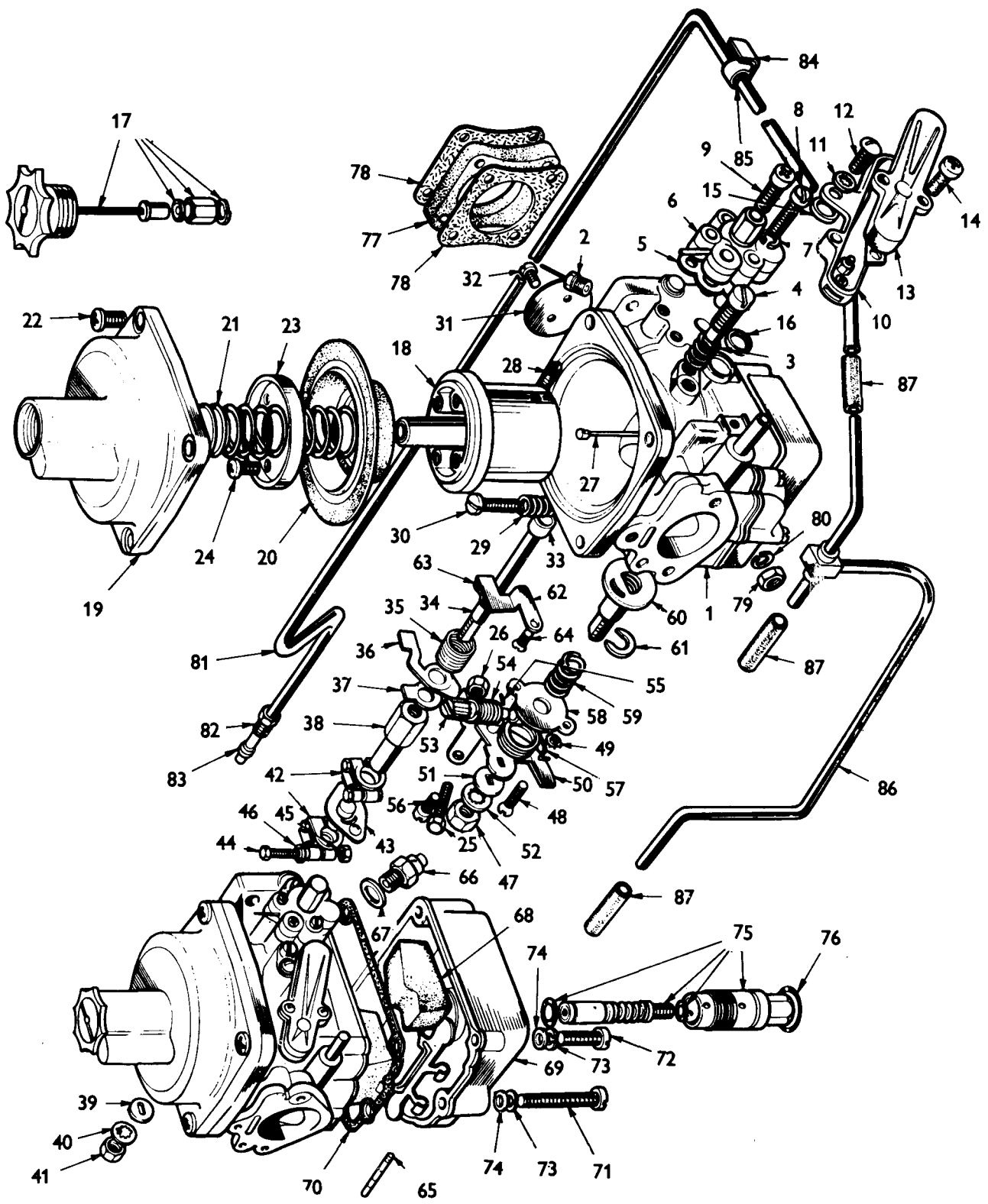


PLATE J

B1438
TR6

ENGINE
(CARBURETTOR MODEL)

Plate No.	Part No.	Description	No. per unit	Remarks	
CARBURETTOR ASSEMBLY - continued.					
J67	516005	WASHER, for needle valve	2	} Fitted from Engine No. CC.....Up to CC.....	
J68	516977	FLOAT AND ARM	2		
J69	516981	FLOAT CHAMBER	2		
J70	516980	GASKET, float chamber	2		
	518428	SCREW and spring washer, fixing, float chamber (long)	8		
	518429	SCREW and spring washer, fixing float chamber (short)	4		
	519407	SCREW, adjusting assembly	2		
	518653	SCREW, retaining assembly	2		
J75	516979	PLUG, sealing, float chamber	2		
J76	512311	'O' RING, for plug	2		
J77	148036	GASKET, insulating, securing carburettors to manifold	2		
J78	148035	GASKET, securing carburettors to manifold	4		
J79	HN2008	NUT, securing carburettors to manifold	8		
J80	WLO208	WASHER, lock, securing carburettors to manifold	8		
COUPLING DETAILS					
J42	512335	COUPLING assembly	2		
J43	517006	COUPLING SPINDLE assembly	1		
J44	512340	SCREW, securing couplings	4		
J45	512334	NUT, securing couplings	4		
J46	512339	WASHER, securing couplings	4		
	520018	SPINDLE, coupling	2		
	520019	LEVER, pick up	2		
	520020	BUSH	2		
	520313	LEVER, throttle	2		
	520022	WASHER, spacing	2		
	520311	NUT, extension	2		
	520312	COUPLING	2		
	513720	WASHER, tab	2		

Note:- Items marked thus † are available on our Factory Exchange Unit Scheme

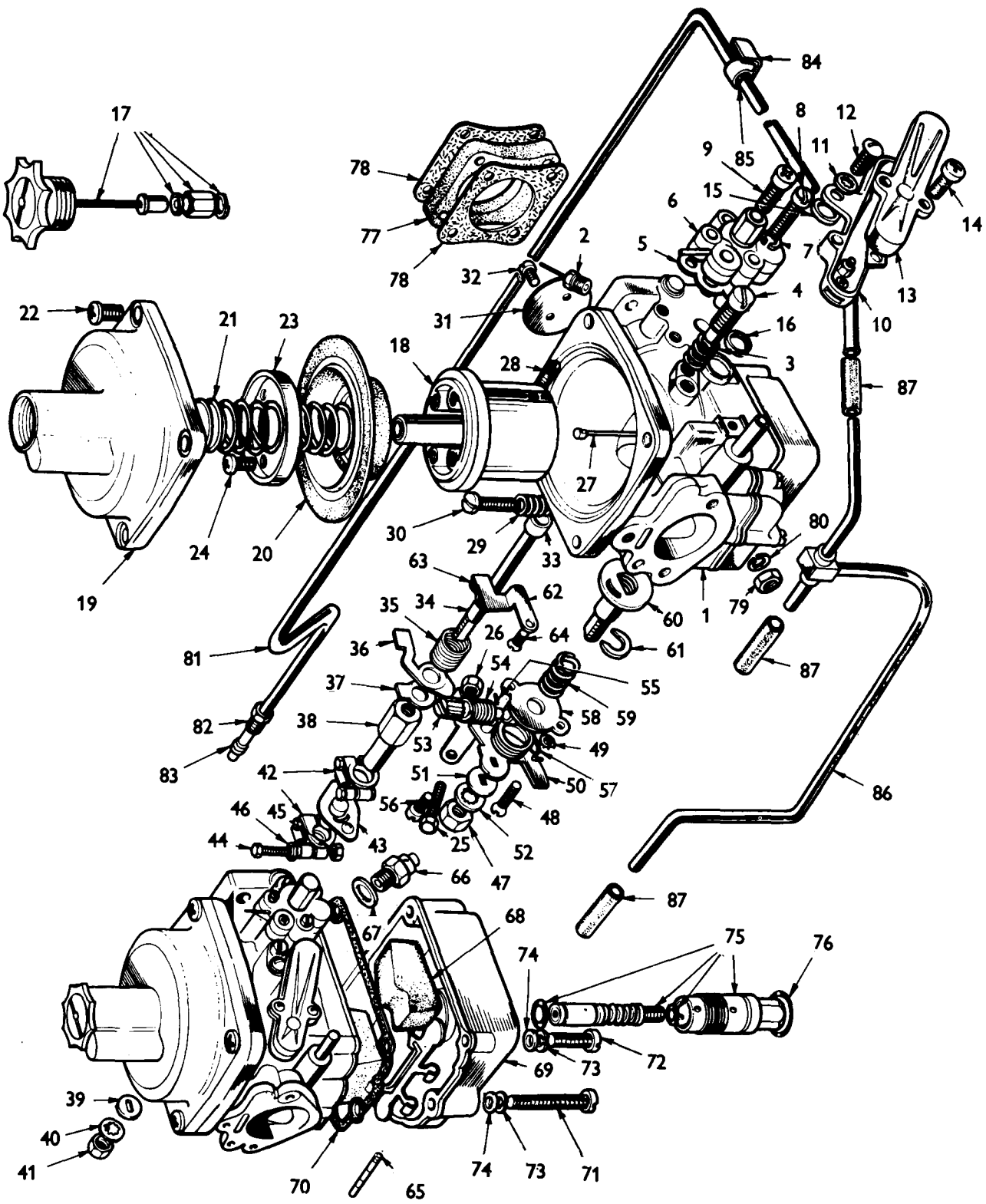


PLATE J

81438
TR6

ENGINE
(CARBURETTOR MODEL)

Plate No.	Part No.	Description	No. per unit	Remarks
	311865	†CARBURETTOR ASSEMBLY - RIGHT HAND	1	} Fitted from Engine No. CC.58298 Up to CC. 75000E
	†312130	†CARBURETTOR ASSEMBLY - LEFT HAND	1	
J1	N/S	MAIN BODY assembly		
	518425	ADAPTOR, ignition	1	
J3	516976	SPRING, idler trimming screw	2	
J4	516975	SCREW, idler trimming	2	
	520314	VALVE, by-pass assembly	2	
	517767	GASKET, by-pass valve	2	
	518429	SCREW, spring washer, fixing by pass	2	
	518439	SCREW, countersink	2	
	518430	WASHER, shakeproof	2	
J7	514980	WASHER, lock, securing by-pass valve to body	6	
J8	514973	SCREW, securing by-pass valve to body	6	
	519576	TEMPERATURE COMPENSATOR ASSEMBLY	2	
J11	516974	WASHER, shakeproof, securing compensator	4	
J15	516971	SEAL, large on compensator body	2	
J16	516972	SEAL, small, inside carburettors	2	
	518432	DAMPER ASSEMBLY	2	
J18	N/S	AIR VALVE and shaft		
J19	N/S	COVER assembly, air valve		
J20	517004	DIAPHRAGM	2	
J21	516946	SPRING, air valve return	2	
	512274	SCREW and spring washer, fixing cover	6	
	517769	SCREW and spring washer, fixing cover drilled	2	
J23	N/S	RING, diaphragm retaining		
	512277	WASHER, retaining diaphragm	2	
	517451	WIRE, sealing diaphragm	A/R	
J24	517119	SCREW, securing diaphragm retaining ring	4	
J25	516965	SCREW, fast idler adjustment	2	
J26	512287	LOCKNUT, on screw	2	
J27	520315	NEEDLE, metering	2	
	519407	SCREW, adjusting metering needle	2	
	519047	RING, retaining metering needle	2	
	518653	SCREW, retaining metering needle	2	

Note:- Items marked thus † are available on our Factory Exchange Unit Scheme

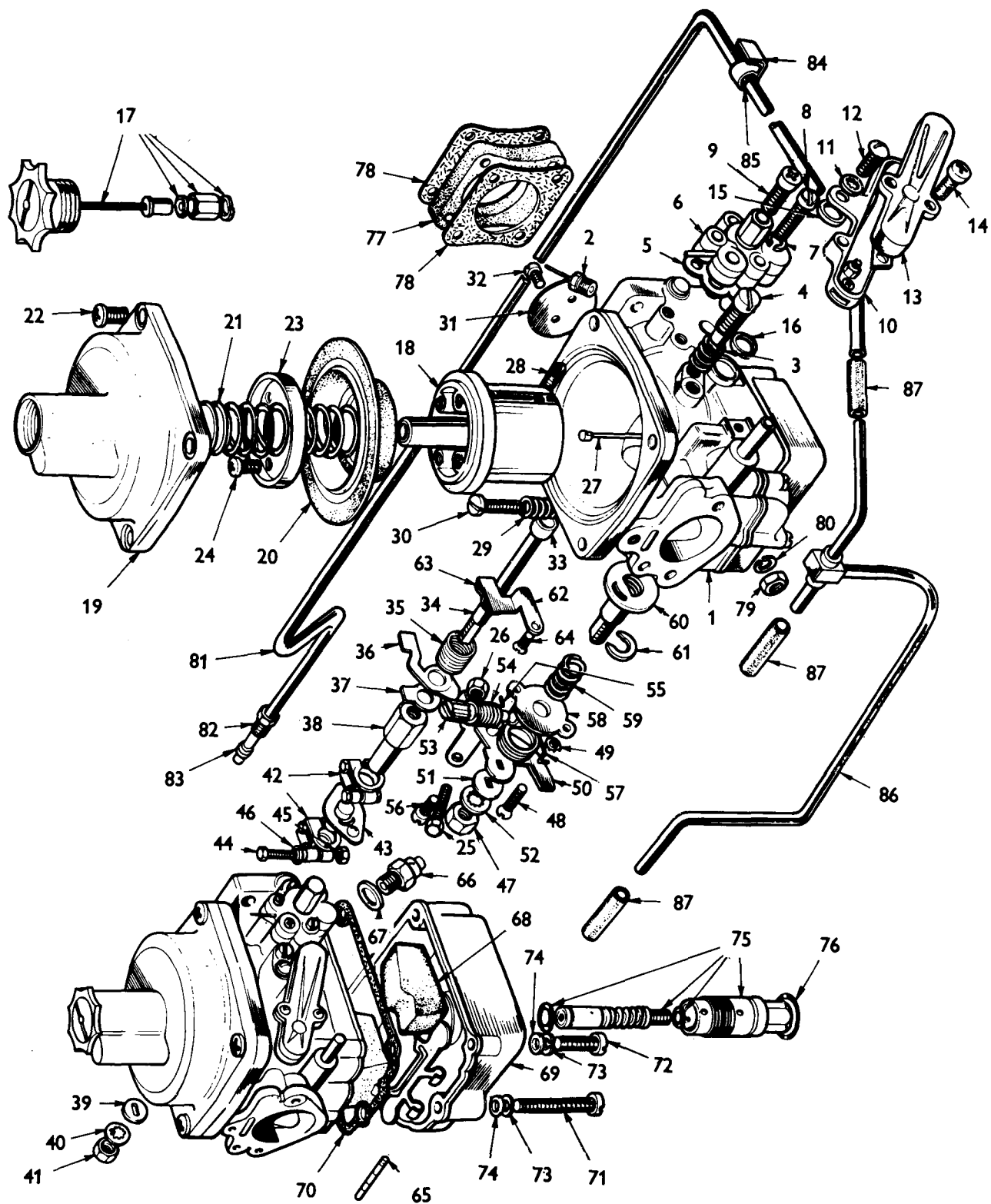


PLATE J

81438
TR6

ENGINE
(CARBURETTOR MODEL)

Plate No.	Part No.	Description	No. per unit	Remarks
CARBURETTOR ASSEMBLY - continued				
J28	512280	SCREW, securing needle	2	} Fitted from Engine No. CC.....Up to CC.75000E
J29	512282	SPRING, throttle stop screw	2	
J30	512281	SCREW, throttle stop	2	
J31	512283	DISC, throttle	2	
J32	512284	SCREW, securing disc to spindle	4	
J33	517003	SEAL, throttle spindle	4	
	517005	SPINDLE, throttle, rear carburettor	1	
J34	516994	SPINDLE, throttle, front carburettor	1	
J35	516951	SPRING, throttle return	2	
J36	516995	LEVER, throttle stop and fast idle lever	2	
J37	516996	WASHER, tab, front carburettor throttle spindle	1	
J38	516997	NUT, extension, front carburettor throttle spindle	1	
J39	512333	WASHER, spacing, rear carburettor throttle spindle	2	
J40	512291	WASHER, shakeproof, rear carburettor throttle spindle	1	
J41	512292	NUT, rear carburettor throttle spindle	1	
		Note:- For Item Numbers J42 to J46 inclusive See Page 35.		
	520316	STARTER ASSEMBLED COMPLETE	2	
J48	516960	SCREW, securing starter to main body	4	
J49	516961	WASHER, shakeproof, securing starter to main body	4	
J62	517001	BRACKET, starter control assembly, with clip	2	
J63	516962	CLIP, for bracket	2	
J64	516961	SCREW, securing bracket	2	
		FLOAT DETAILS		
	517134	PIN, float pivot	2	
	517302	VALVE, needle	2	
J67	516005	WASHER, for needle valve	2	
J68	516977	FLOAT AND ARM	2	

Note:- Items marked thus † are available on our Factory Exchange Unit Scheme

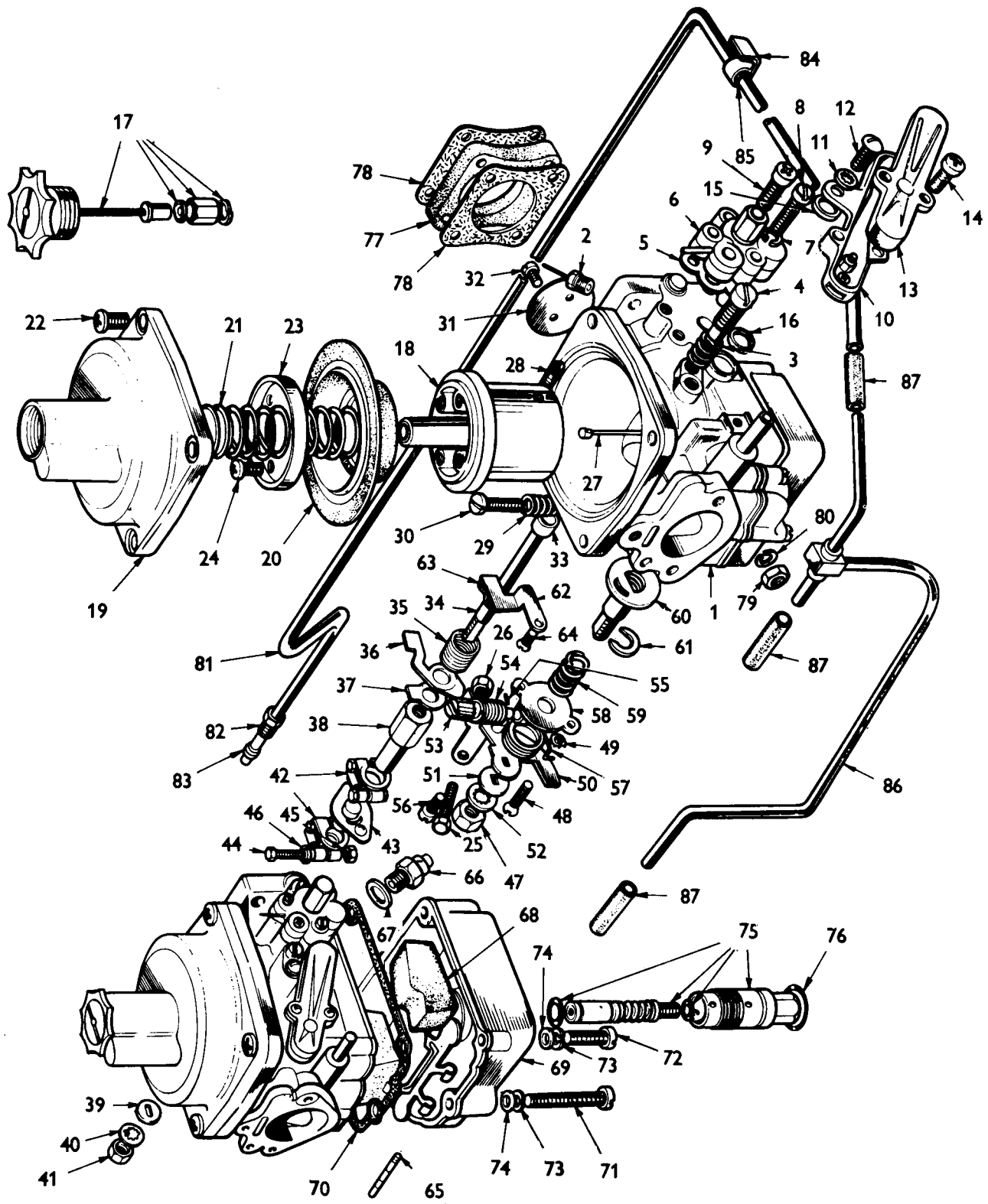


PLATE J

ENGINE
(CARBURETTOR MODEL)

Plate No.	Part No.	Description	No. per unit	Remarks	
CARBURETTOR ASSEMBLY - continued.					
J69	516981	FLOAT CHAMBER	2	} Fitted from Engine No. CC..... up to CC75000E	
J70	516980	GASKET, float chamber	2		
	518428	SCREW and spring washer, fixing float chamber (long)	8		
	518429	SCREW and spring washer, fixing float chamber (short)	4		
J75	516979	PLUG, sealing, float chamber	2		
J76	512311	'O' RING, for plug	2		
J77	148036	GASKET, insulating, securing carburettors to manifold	2		
J78	148035	GASKET, securing carburettors to manifold	4		
J79	HN2008	NUT, securing carburettors to manifold	8		
J80	WLO208	WASHER, lock, securing carburettors to manifold	8		
COUPLING DETAILS					
J42	512335	COUPLING ASSEMBLY	2		
J43	517006	COUPLING SPINDLE assembly	1		
J44	512340	SCREW, securing couplings	4		
J45	512334	NUT, securing couplings	4		
J46	512339	WASHER, securing couplings	4		
	520018	SPINDLE coupling	1		
	520019	LEVER, pick up	1		
	520020	BUSH	1		
	520313	LEVER, throttle	1		
	520022	WASHER, spacing	1		
	520311	NUT, extension	1		
	520312	COUPLING	1		
	513720	WASHER, tab	1		
	312206	CARBURETTOR, RIGHT HAND - FRONT	1	} Fitted from Engine No. CC.75001E up to Engine No. CF 1 UE	
	312207	CARBURETTOR, LEFT HAND - REAR	1		
	519409	VALVE, by pass assembly	1		
	519406	FLOAT AND ARM	1		
	520404	PLUG, sealing float chamber	1		
	512317	'O' RING, for adjusting screw for metering needle	1		

All other details as 311865 and 312130

Note:- Items marked thus † are available on our Factory Exchange Unit Scheme

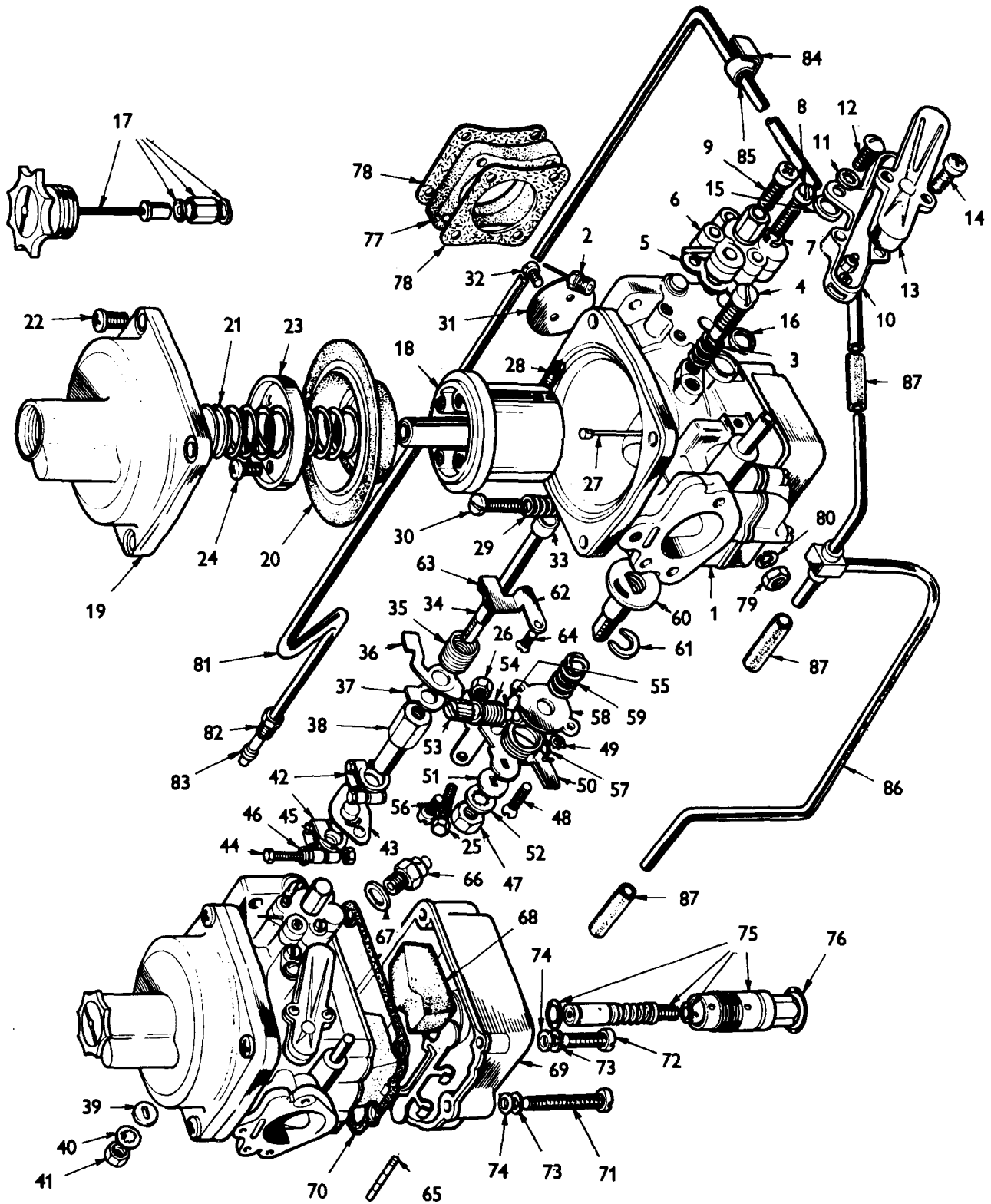


PLATE J

B1438
TR6

ENGINE
(CARUBURETTOR MODEL)

Plate No.	Part No.	Description	No. per Unit	Remarks
	313237	CARBURETTOR ASSEMBLY RIGHT HAND	1	} Fitted from Engine No. CF 1 UE
	313238	CARBURETTOR ASSEMBLY LEFT HAND	1	
	520002	LEVER vent and adjusting screw assy.	1	
	520003	RING retaining	1	
	RTC0161	STOP, throttle and fast idle lever	1	
	RTC0162	WASHER, tab	1	
	517110	CLIP, starter control bracket	1	
	RTC0163	VALVE, by pass, complete assy.	1	
	519406	FLOAT, and arm assembly	1	
	520404	PLUG, sealing for float chamber assembly with 'O' ring	1	
	520666	DIAPHRAGM	1	
	517117	WASHER, retaining	1	
	RTC0164	RING, sealing	1	
	517119	SCREW	1	
	RTC0165	'O' RING, for adjusting screw for metering needle	1	
	520962	WASHER, fibre for damper	1	
	519049	WASHER, damper	1	
		COUPLING DETAILS		
	RTC0169	COUPLING, assembly	2	
	RTC0166	WASHER, tab	1	
	RTC0167	SCREW	4	
	512307	NUT	4	
	RTC0168	WASHER	4	
		All other details as 311865 and 312130		
J81	306570	CARBURETTOR PIPES PIPE, petrol, pump to carburettor	1	Fitted up to Engine No.
	519396	PIPE, petrol, pump to carburettor	1	Fitted from Engine No. and future
J82	60176	NUT, tubing, male	1	
J83	102729	SLEEVE, tubing	1	
J84	138516	BRACKET, supporting pipe	1	
J85	114178	GROMMET, in bracket	1	
J86	138386	PIPE, petrol, between carburettors	1	
	217494	PIPE, petrol, between carburettors	1	Fitted from Engine No. and future

Note:- Items marked thus † are available on our Factory Exchange Unit Scheme

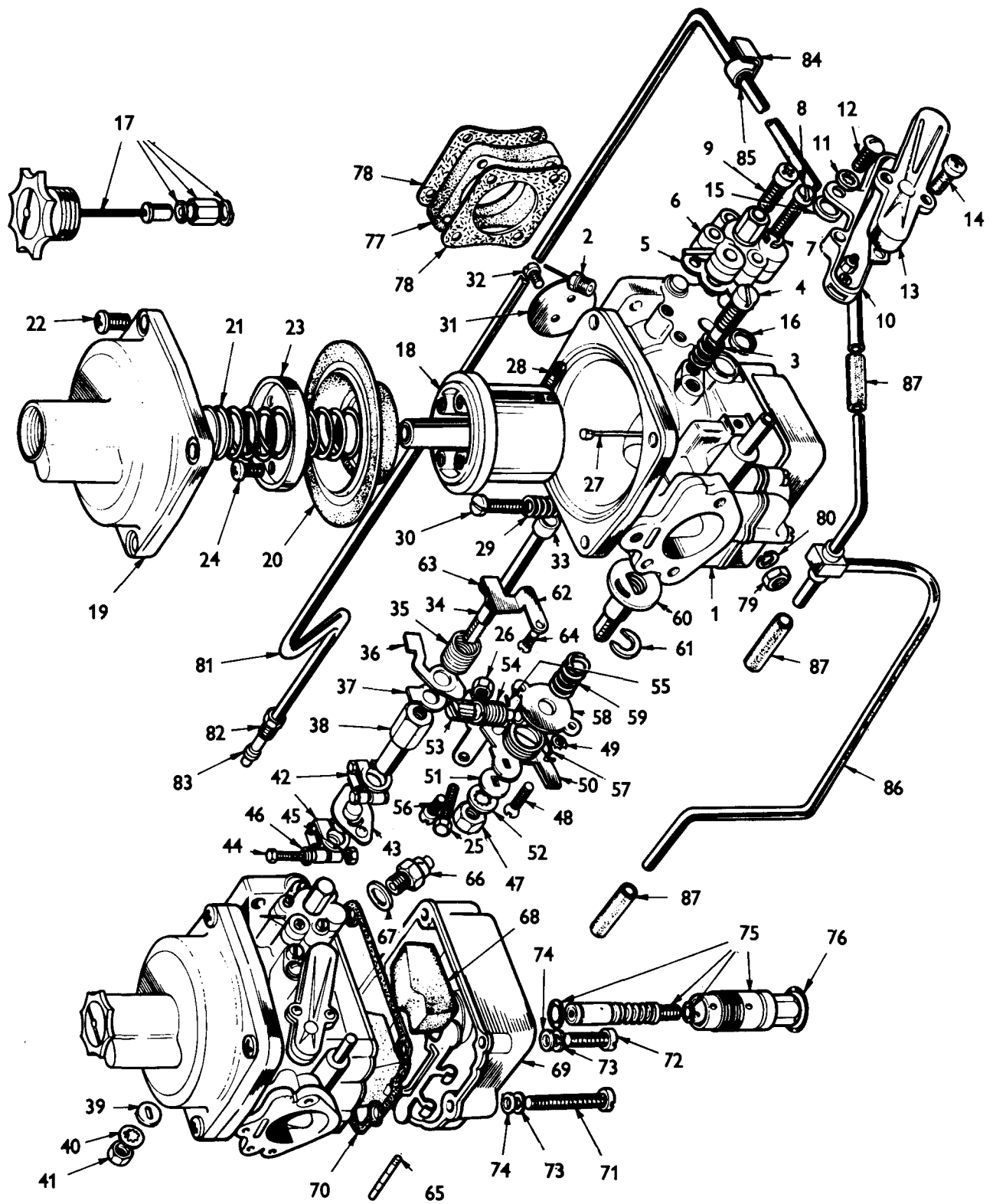


PLATE J

ENGINE
(CARBURETTOR MODEL)

Plate No.	Part No.	Description	No. per Unit	Remarks
J87	148992	CONNECTOR, black and gold, alternative to 154144	3	Fitted up to Engine No. only
	154144	CONNECTOR, green, alternative to 148992	3	
	120331	CONNECTOR, alternative to 148992 and 154144	3	
	120331	CONNECTOR	2	Fitted from Engine No.
	154124	HOSE, elbow	1	
	125170	CONNECTION, flexible - pipe to pipe	1	Fitted from up to CC.75198
	145735	CONNECTION, flexible-pipe to pipe	1	Fitted from Comm. No. CC.75199
		CARBURETTOR REPAIR KITS		
	516989	LUBRICATION PACK	1	
	516990	REPAIR KIT, comprising:-	1	
	516005	WASHER, needle valve	2	
	512311	'O' RING, sealing plug	2	
	516980	GASKET, float chamber	2	
	516992	REPAIR KIT, comprising:-	1	
	516967	GASKET, by pass valve	2	
	516971	WASHER, sealing	2	
	516972	WASHER, sealing	2	
	516005	WASHER, needle valve	2	
	512311	'O' RING, sealing plug	2	
	516980	GASKET, float chamber	2	
	517003	SEAL, throttle spindle	4	
	517004	DIAPHRAGM	2	
	516947	VALVE, needle	2	
	516988	'O' RING, damper	2	

Note:- Items marked thus † are available on our Factory Exchange Unit Scheme

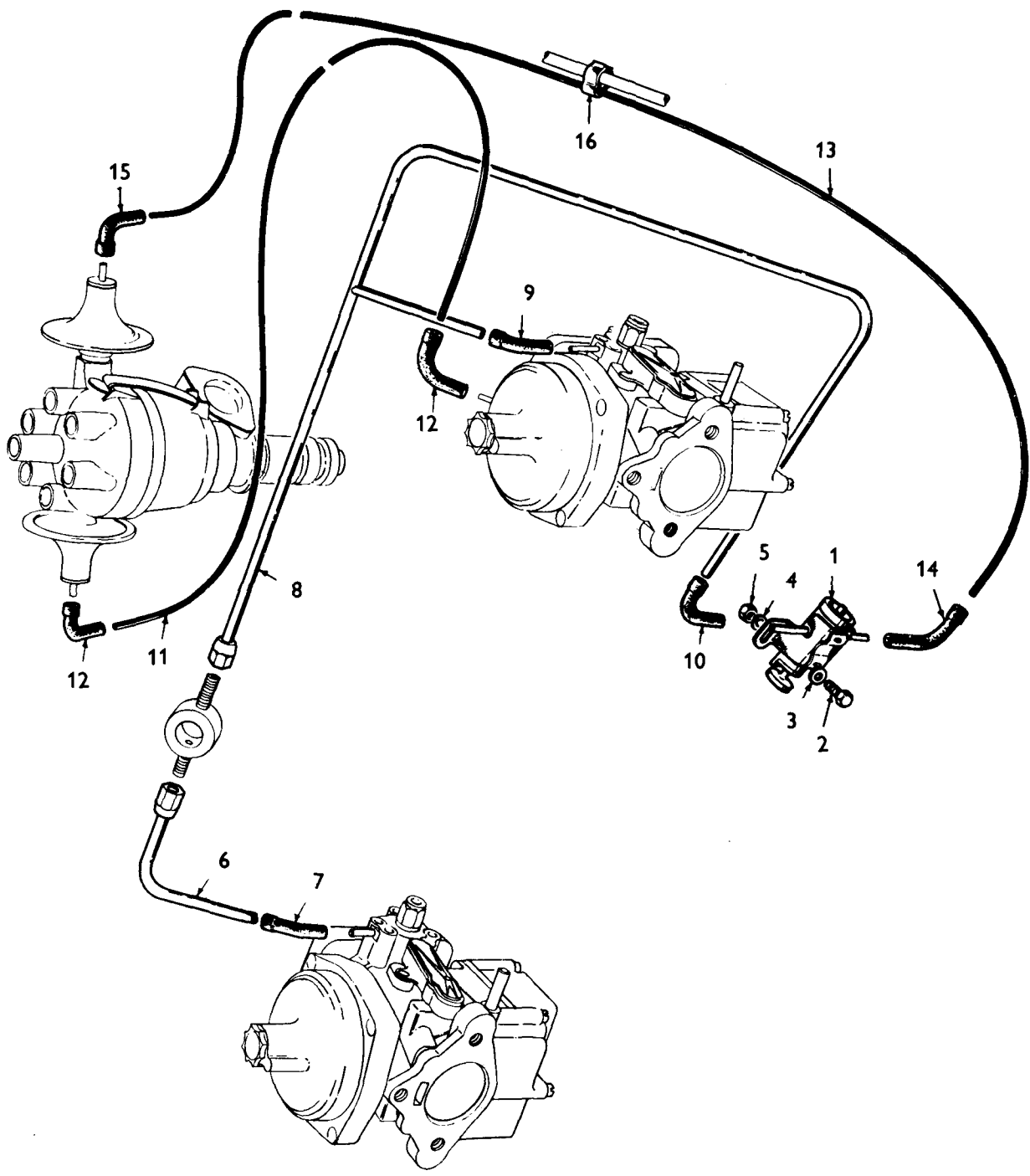


PLATE K

B 1428
TR6

ENGINE
(CARBURETTOR MODEL)

Plate No.	Part No.	Description	No. per unit	Remarks
		EMISSION CONTROL DETAILS		
K1	148400	VALVE, vacuum control	1	} Fitted up to Engine No. CC50,000
K2	HU0503	SET screw - Vacuum control valve attachment	2	
K3	WP0005	WASHER, plain - Vacuum control valve attachment	2	
K4	WL0205	WASHER, lock - Vacuum control valve attachment	2	
K5	HN2005	NUT - Vacuum control valve attachment	2	
K6	149312	PIPE ASSEMBLY, manifold to rear carburettor	1	
K7	149381	CONNECTOR, pipe to rear carburettor	1	
K8	149311	PIPE ASSEMBLY, manifold to front carburettor and vacuum valve	1	
K9	149381	CONNECTOR, pipe to front carburettor	1	
K10	128262	CONNECTOR, pipe to vacuum valve	1	
K11	305452	PIPE, suction, carburettor to distributor (advance)	1	
K12	128262	SLEEVE, pipe to carburettor and distributor	2	
K13	149387	PIPE, suction, vacuum valve to distributor (retard)	1	
K14	149380	SLEEVE, suction pipe to vacuum valve	1	
	152184	SLEEVE, suction pipe carburettor end	1	Fitted from Engine No.up to Engine No. CC.75000
K15	128262	SLEEVE, suction pipe to distributor (retard)	1	} Fitted up to Engine No. CC.75000
	145890	CLIP, suction pipe to servo hose	3	
	149387	PIPE, suction carb to dist.(advance)	1	} Fitted from Engine No. CC.50001 up to Engine No. CC75000
	305452	PIPE, suction carb. to dist. (retard)	1	
	151103	PIPE, suction, carb. to dist. (semi rigid nylon)	1	} Fitted from Engine No. up to Engine No. CC75000
	145890	CLIP, fir tree- suction pipe carb. to distributor.	3	

Note:- Items marked thus † are available on our Factory Exchange Unit Scheme

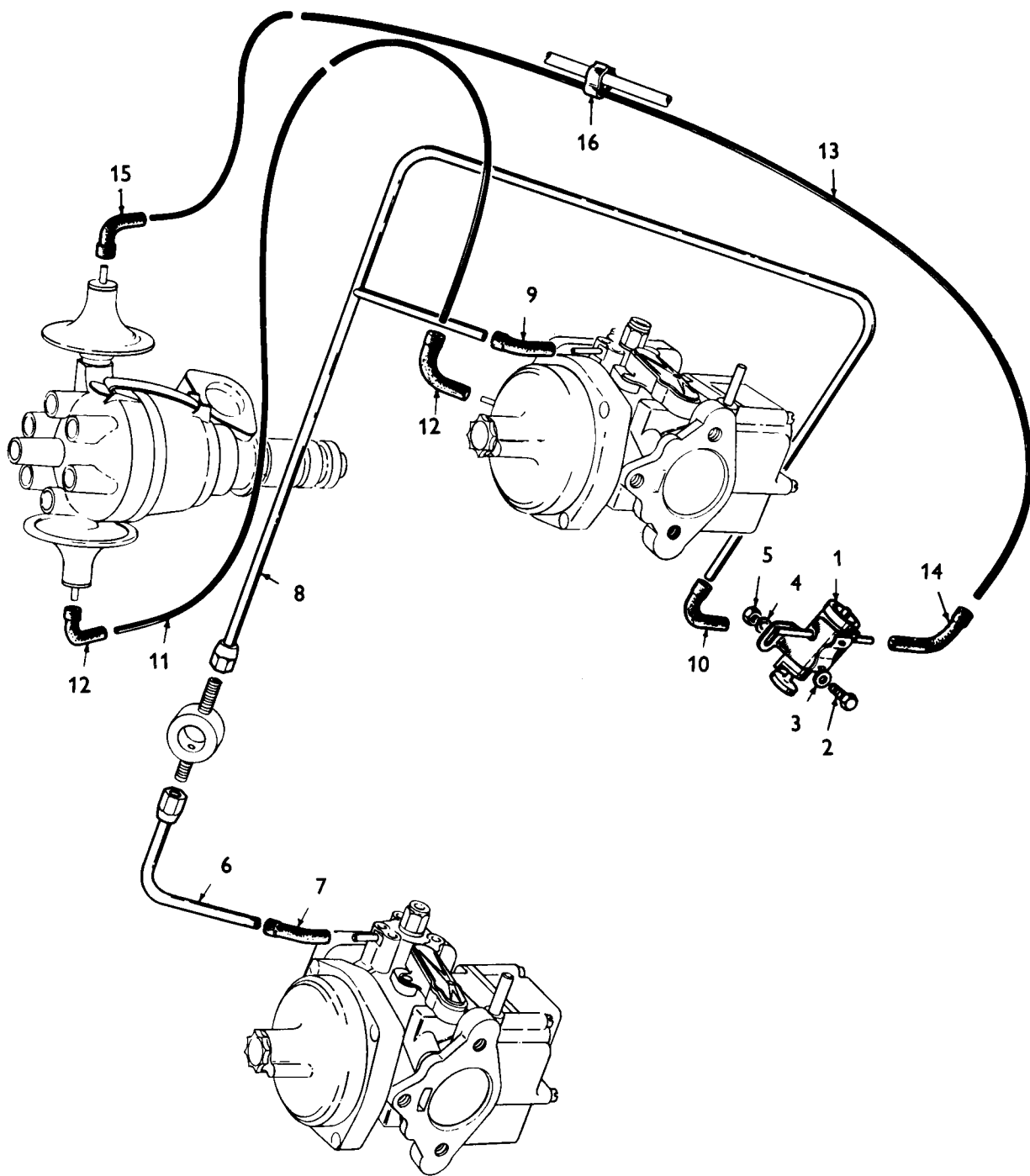


PLATE K

ENGINE
(CARBURETTOR MODEL)

Plate No.	Part No.	Description	No. per unit	Remarks
EMISSION CONTROL DETAILS - continued.				
	128262	SLEEVE, suction pipe distributor	1	} Fitted from Engine No. CC75001
	151102	PIPE, suction distributor to vacuum switch D part	1	
	128262	SLEEVE, suction pipe vacuum switch C and D parts	2	
	151104	PIPE, suction vacuum switch C part to carburettor	1	
	152184	SLEEVE, suction pipe carburettor	1	
	145889	CLIP, fir tree-suction pipes to petrol pipe	2	

Note:- Items marked thus † are available on our Factory Exchange Unit Scheme

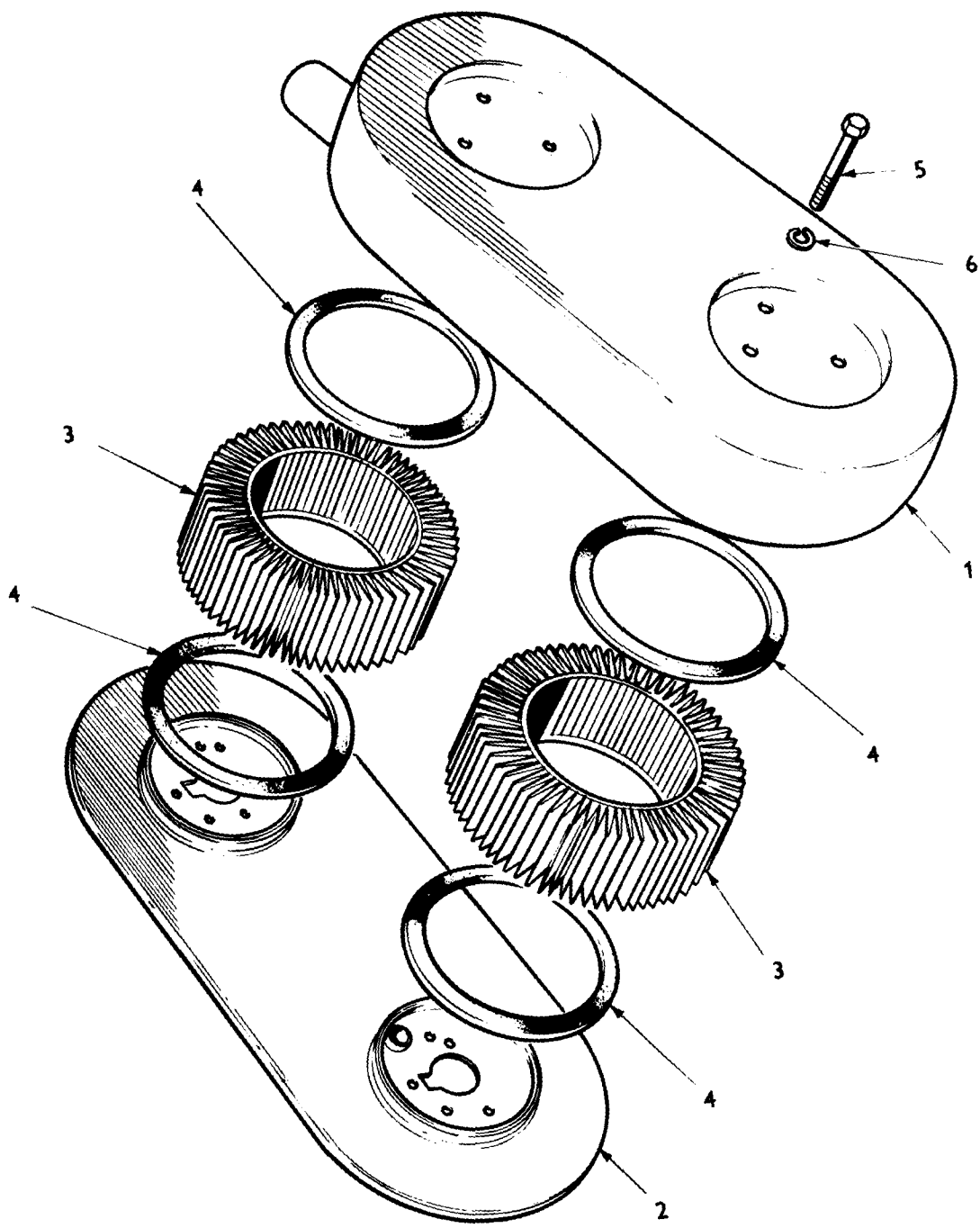


PLATE L

B1413
TR6

ENGINE
(CARBURETTOR MODEL)

Plate No.	Part No.	Description	No. per unit	Remarks
	148636	AIR CLEANER AND SILENCER ASSEMBLY	1	Fitted up to Engine No. CC50,000
	154223	AIR CLEANER AND SILENCER ASSEMBLY	1	Fitted from Engine No. CC50,001 up to Comm No. CC67483
	156268	AIR CLEANER AND SILENCER ASSEMBLY	1	Fitted from Comm. No. CC67484 up to Engine CC75000
	157736	AIR CLEANER AND SILENCER ASSEMBLY	1	Fitted from Engine No. CC.75001
L1	214468	COVER, top, and silencer tube assembly	1	
	218044	COVER, top assembly	1	Fitted up to Engine No. CC75000
	157735	COVER, top assembly	1	Fitted from Engine No. CC.75001
L2	214466	PLATE, back, assembly	1	Fitted up to Engine No. CC50,000
	216489	PLATE, back, assembly	1	Fitted from Engine No. CC50,001 up to CC67483
	217499	PLATE, back, assembly	1	Fitted from Engine No. CC67484 up to Engine No. CC75000
L3	148600	ELEMENT, filter	2	
L4	148599	GASKET, between element, back plate and cover	4	
L5	HB0868	BOLT - Air cleaner to carburettors	6	
L6	WL0208	WASHER, lock - Air cleaner to carburettors	6	
		IGNITION		
	148957	PLUG, sparking	6	
		H.T. LEADS		
	150550	ENGINE LEAD ASSEMBLY, No. 1	1	
	150551	ENGINE LEAD ASSEMBLY, No. 2	1	
	150552	ENGINE LEAD ASSEMBLY, No. 3	1	

Note:- Items marked thus † are available on our Factory Exchange Unit Scheme

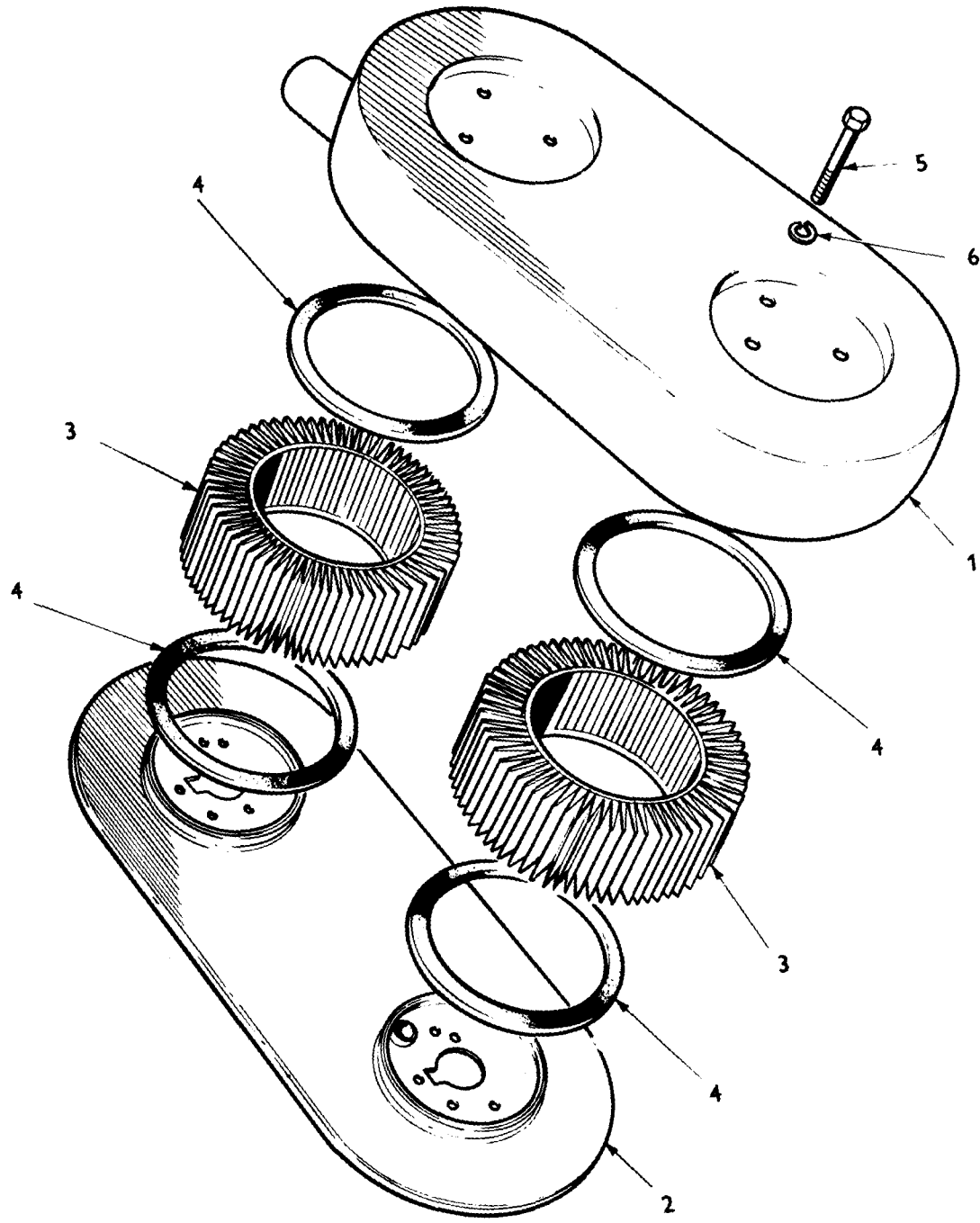


PLATE L

B1413
TR6

ENGINE
(CARBURETTOR MODEL)

Plate No.	Part No.	Description	No. per Unit	Remarks
		HT LEADS CONTINUED.		
	150553	ENGINE LEAD ASSEMBLY, No. 4	1	Fitted up to Engine No.....
	150548	ENGINE LEAD ASSEMBLY, No. 4	1	Fitted from Engine No.....
	150554	ENGINE LEAD ASSEMBLY, No. 5	1	Fitted up to Engine No.....
	150548	ENGINE LEAD ASSEMBLY, No. 5	1	Fitted from Engine No.....
	150555	ENGINE LEAD ASSEMBLY, No. 6	1	
	146113	ENGINE LEAD, coil to distributor	1	

Note:- Items marked thus † are available on our Factory Exchange Unit Scheme

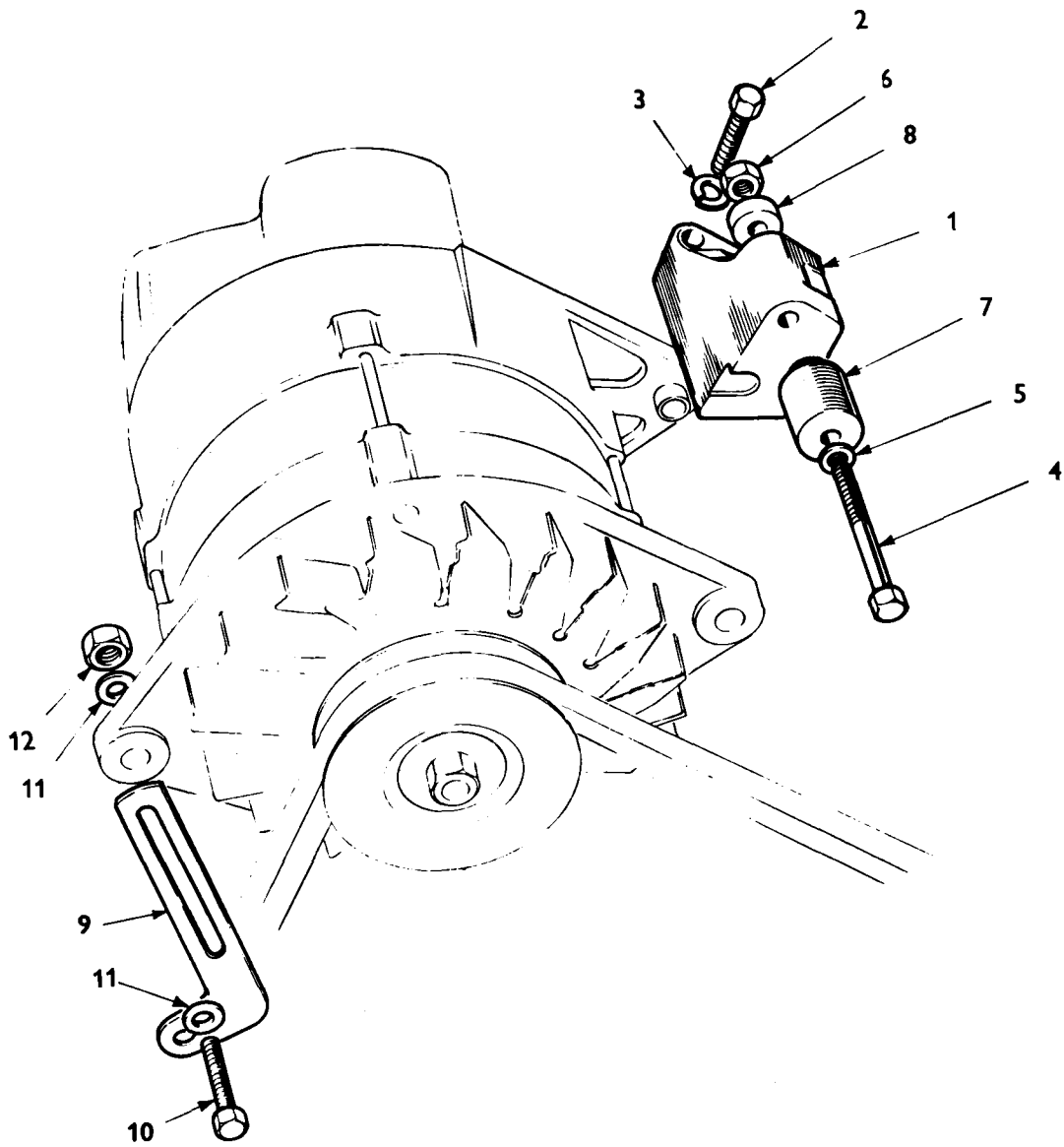


PLATE M

81429
TR6

ENGINE
(CARBURETTOR MODEL)

Plate No.	Part No.	Description	No. per unit	Remarks
		ALTERNATOR MOUNTING		
M1	147899	BRACKET, alternator mounting	1	
M2	HU0808	SCREW, set - Alternator mounting bracket to cylinder block	2	
M3	WLO208	WASHER, lock - Alternator mounting bracket to cylinder block	2	
M4	HB0839	BOLT - Alternator to mounting bracket	1	
M5	WP0139	WASHER, plain - Alternator to mounting bracket	1	
M6	143802	NUT, 'cleveloc' - Alternator to mounting bracket	1	
M7	147472	SPACER, front - Alternator to mounting bracket	1	
M8	147902	PACKING, rear - Alternator to mounting bracket	1	
M9	147952	LINK, adjusting	1	
M10	HU0857	SCREW, set - Alternator to adjusting link	1	
M11	WP0017	WASHER, plain - Alternator to adjusting link	2	
M12	JN2158	NUT, jam - Alternator to adjusting link	1	

Note:- Items marked thus † are available on our Factory Exchange Unit Scheme

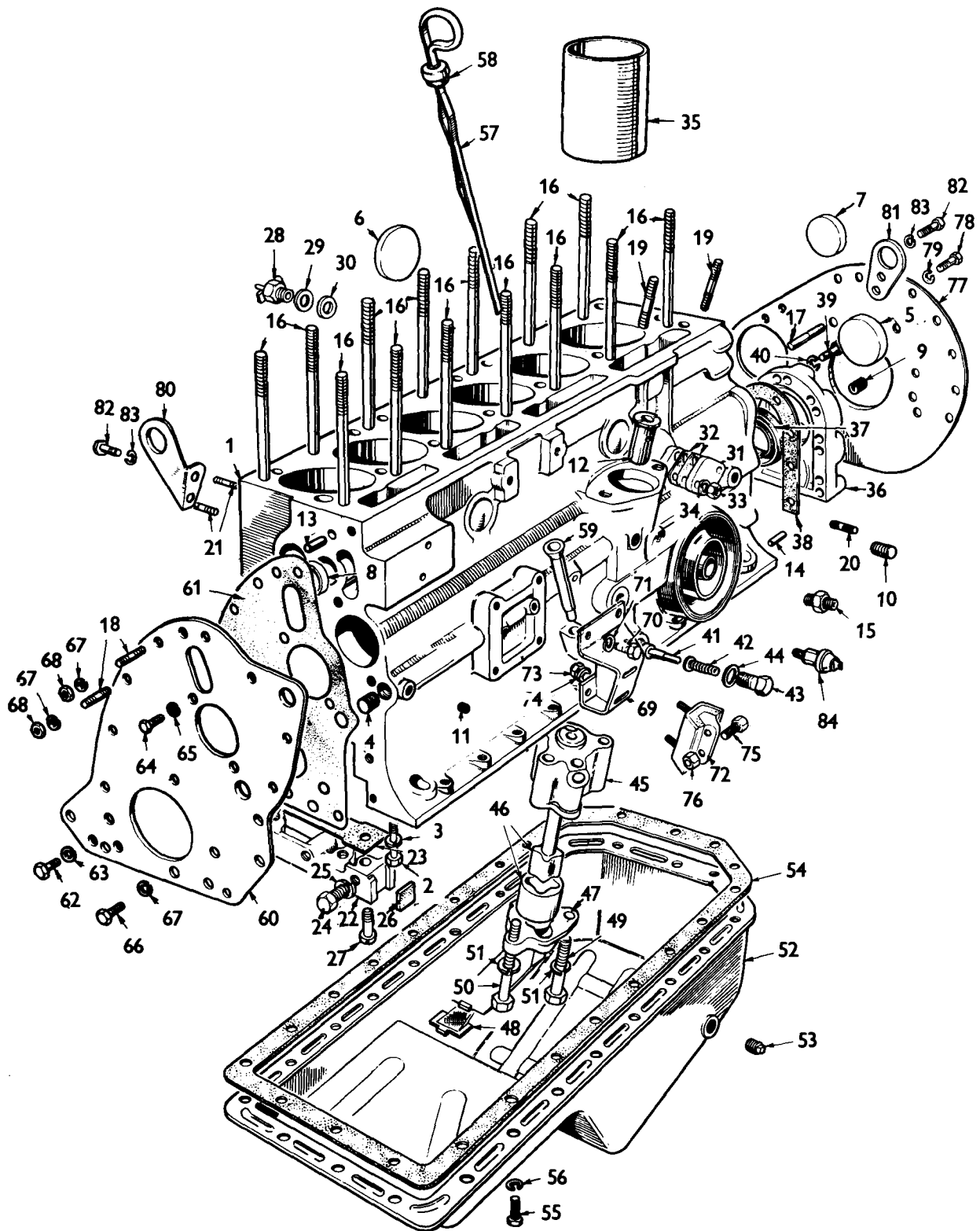


PLATE N

ENGINE
(PETROL INJECTION MODEL)

Plate No.	Part No.	Description	No. per unit	Remarks
	516795	†ENGINE UNIT 9.5 : 1 Ratio	1	Fitted up to Engine No. CP.75000
	520854	†ENGINE UNIT 9.5 : 1 Ratio	1	Fitted from Engine No. CP.75001
		Note:- The above units are less water pump, distributor, starter motor, alternator, oil filter, thermostat, inlet and exhaust manifolds and sparking plugs.		
	517278	DECARBONISING GASKET SET	1	Fitted up to Engine No.....
	519956	DECARBONISING GASKET SET	1	Fitted from Engine No..... up to Engine No. CP.75000
	520885	DECARBONISING GASKET SET	1	Fitted from Engine No. CP.75001
	517277	ENGINE GASKET SET	1	
N1	517611	CYLINDER BLOCK	1	Fitted up to CC75000
	UKC0902	CYLINDER BLOCK	1	Fitted from CC75001
		CAP, bearing - Front and intermediate		Not serviced
		CAP, bearing - Rear		
N2	HB1024	BOLT - Caps to block	8	
N3	WLO210	WASHER, lock - Caps to block	8	
N4	PS1103	PLUG, core, oil gallery, front	1	
N5	148353	PLUG, core, rear of camshaft	1	
N6	144688	PLUG, core, front face and R.H. side of block	5	
N7	144686	PLUG, core, rear face and L.H. side of block	3	
N8	144687	PLUG, core, front face of block	1	
N9	118632	PLUG, dry seal, oil gallery, rear	1	
N10	PU1404	PLUG, oil gallery	1	
N11	118686	PLUG, oil gallery	5	
	116511	PLUG, oil gallery	1	
N12	149776	BUSH, oil pump drive shaft	1	
N13	DP0514	DOWEL, timing cover attachment	2	
N14	DP0612	DOWEL, engine plate to gearbox	2	

Note:- Items marked thus † are available on our Factory Exchange Unit Scheme

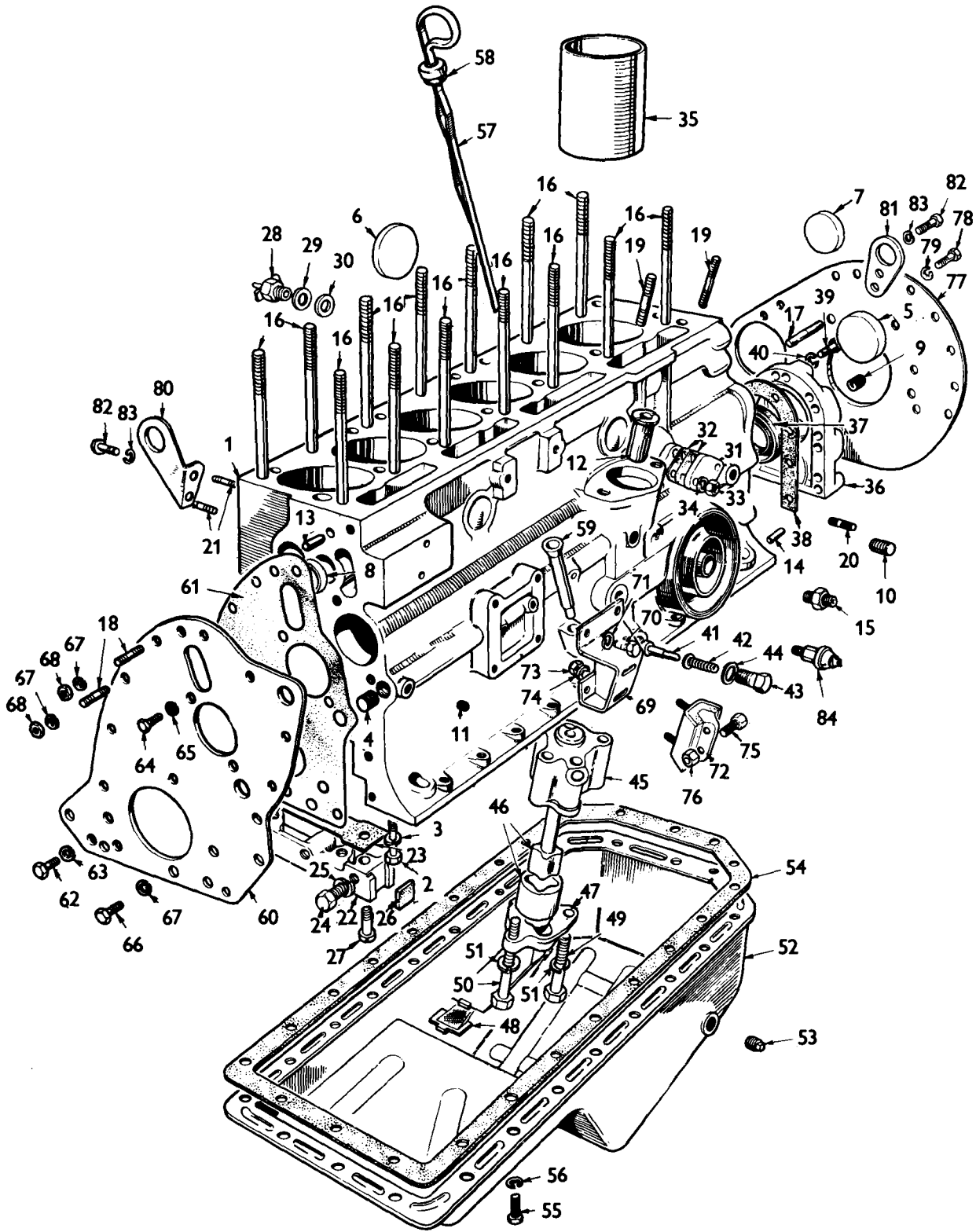


PLATE N

ENGINE
(PETROL INJECTION MODEL)

Plate No.	Part No.	Description	No. per unit	Remarks
		CYLINDER BLOCK (continued)		
N15	143943	ADAPTOR, oil pressure gauge pipe	1	
N16	146200	STUD, cylinder head attachment	14	
N17	139836	STUD, gearbox and rear engine plate attachment	3	
N18	100433	STUD, timing cover and engine plate attachment	2	
N19	101962	STUD, distributor pedestal attachment	2	
N20	100433	STUD, blanking plate attachment	2	
N21	128773	STUD, engine mounting bracket and air manifold stay attachment	2	
N22	151134	BLOCK, sealing, front	1	
N23	150022	GASKET, sealing block	2	
N24	PT0805	SCREW, set - Sealing block to front engine plate	2	
N25	WL0208	WASHER, lock - Sealing block to front engine plate	2	
N26	36234	PIECE, filling - Sealing block to cylinder block	2	
N27	100501	SCREW - Sealing block to cylinder block	2	
N28	146326	TAP, water drain	1	
	129077	PLUG, drain	1	Fitted from.....
N29	WF0511	WASHER, fibre, water drain tap	A/R	} Fitted up to.....
N30	WF0525	WASHER, fibre, water drain tap	A/R	
	WF0511	WASHER, fibre	1	
N31	147876	PLATE, blanking petrol pump aperture	1	Fitted up to.....
N32	138791	GASKET - Blanking plate to block	1	
N33	HN2008	NUT - Blanking plate to block	2	
N34	WL0208	WASHER, lock - Blanking plate to block	2	
N35	145021	CYLINDER LINER	6	
N36	212622	REAR OIL SEAL HOUSING	1	Fitted up to.....
	156530	REAR OIL SEAL ASSEMBLY	1	Fitted from.....
N37	143456	SEAL, oil, crankshaft	1	
N38	105321	WASHER, joint - Housing to cylinder block	1	
N39	HB0809	BOLT - Housing to cylinder block	7	
N40	WL0208	WASHER, lock - Housing to cylinder block	6	
	500469	WASHER, copper - Housing to cylinder block	1	

Note:- Items marked thus † are available on our Factory Exchange Unit Scheme

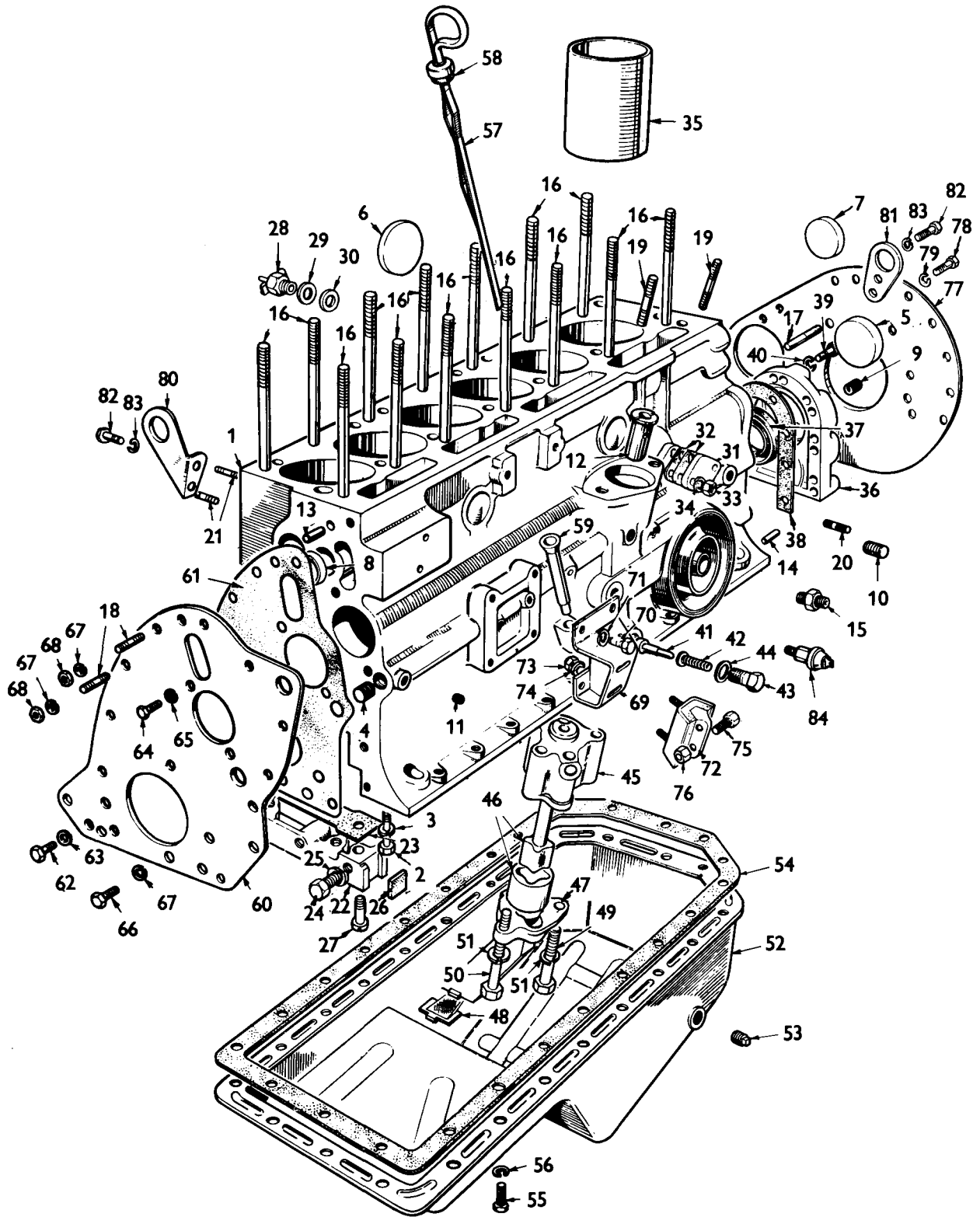


PLATE N

ENGINE
(PETROL INJECTION MODEL)

Plate No.	Part No.	Description	No. per unit	Remarks
		OIL PRESSURE ADJUSTMENT DETAILS		
N41	132107	PISTON, relief valve	1	
N42	131535	SPRING, relief valve piston	1	
N43	107246	PLUG, relief valve	1	
N44	501258	WASHER, relief valve plug	1	
	149634	OIL PUMP ASSEMBLY	1	} Fitted up to Engine No. CP.53747
N45	127732	BODY assembly, oil pump	1	
	104963	PLUG, core, oil pump body	1	
N46	508975	ROTOR AND SPINDLE, assembly	1	
N47	214842	COVER, oil pump body	1	
N48	149621	FILTER, oil pump	1	
N49	HB0724	BOLT - Oil pump to cylinder block	2	
N50	HB0727	BOLT - Oil pump to cylinder block	1	
N51	WL0207	WASHER, lock - Oil pump to cylinder block	3	
	217488	OIL PUMP ASSEMBLY	1	
	519569	OIL PUMP SPINDLE and outer rotor assembly (Matching Pair)	1	
	217486	BODY, oil pump	1	
	217487	COVER, oil pump body	1	
	155370	STRAINER AND SUCTION PIPE assembly	1	
	HB0726	BOLT, oil pump assembly to cylinder block	3	
	155371	NUT, suction pipe and strainer to body	1	
N52	307836	OIL SUMP ASSEMBLY	1	
N53	114774	PLUG, oil drain	1	
N54	211125	GASKET, between sump and block	1	
N55	HU0805	SCREW, set - Oil sump to cylinder block	23	
N56	WL0208	WASHER, lock - Oil sump to cylinder block	23	
N57	147712	DIPSTICK ASSEMBLY	1	
N58	32307	WASHER, felt, on dipstick	1	
N59	127652	TUBE, dipstick	1	

Note:- Items marked thus † are available on our Factory Exchange Unit Scheme

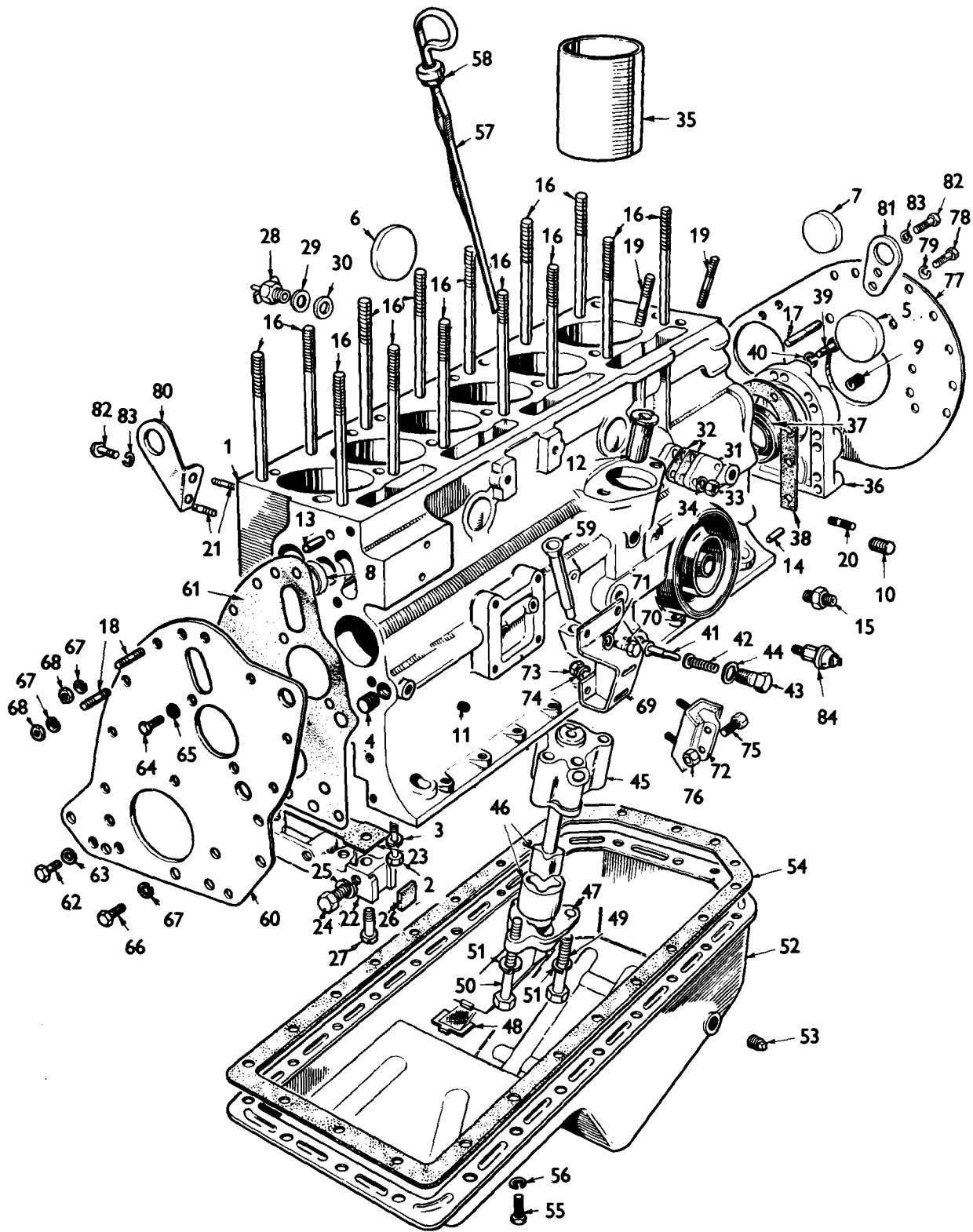


PLATE N

B1605
TR. 6 Pl.

ENGINE
(PETROL INJECTION MODEL)

Plate No.	Part No.	Description	No. per unit	Remarks
N60	215349	FRONT ENGINE PLATE	1	
N61	215350	WASHER, joint, front engine plate	1	
N62	HU0806	SCREW, set - Front engine plate to cylinder block	3	
N63	WL0208	WASHER, lock - Front engine plate to cylinder block	3	
N64	HU0807	SCREW, set - Front engine plate and camshaft locating plate to cylinder block	2	
N65	WL0208	WASHER, lock - Front engine plate and camshaft locating plate to cylinder block	2	
N66	HU0807	SCREW, set - Timing cover and front engine plate to cylinder block	5	
N67	WL0208	WASHER, lock - Timing cover and front engine plate to cylinder block	7	
N68	HN2008	NUT - Timing cover and front engine plate to cylinder block	2	
N69	145385	ENGINE MOUNTING BRACKET ASSY.	2	
N70	HU0906	SCREW, set - Mounting bracket to cylinder block	6	Note:- For other fixings see Air Manifold Stay attachment on Page 60
N71	WL0209	WASHER, lock - Mounting bracket to cylinder block	6	
N72	132669	MOUNTING, flexible	2	
N73	TN3209	NUT, nyloc - Flexible mounting to bracket	4	
N74	WP0004	WASHER, plain - Flexible mounting to bracket	4	
N75	HB0909	BOLT - Flexible mounting to chassis frame	4	
N76	YN2909	NUT, nyloc - Flexible mounting to chassis frame	4	
N77	211505	REAR ENGINE PLATE	1	
N78	HU0807	SCREW, set - Rear engine plate to cylinder block	7	
N79	WL0208	WASHER, lock - Rear engine plate to cylinder block	7	

Note:- Items marked thus † are available on our Factory Exchange Unit Scheme

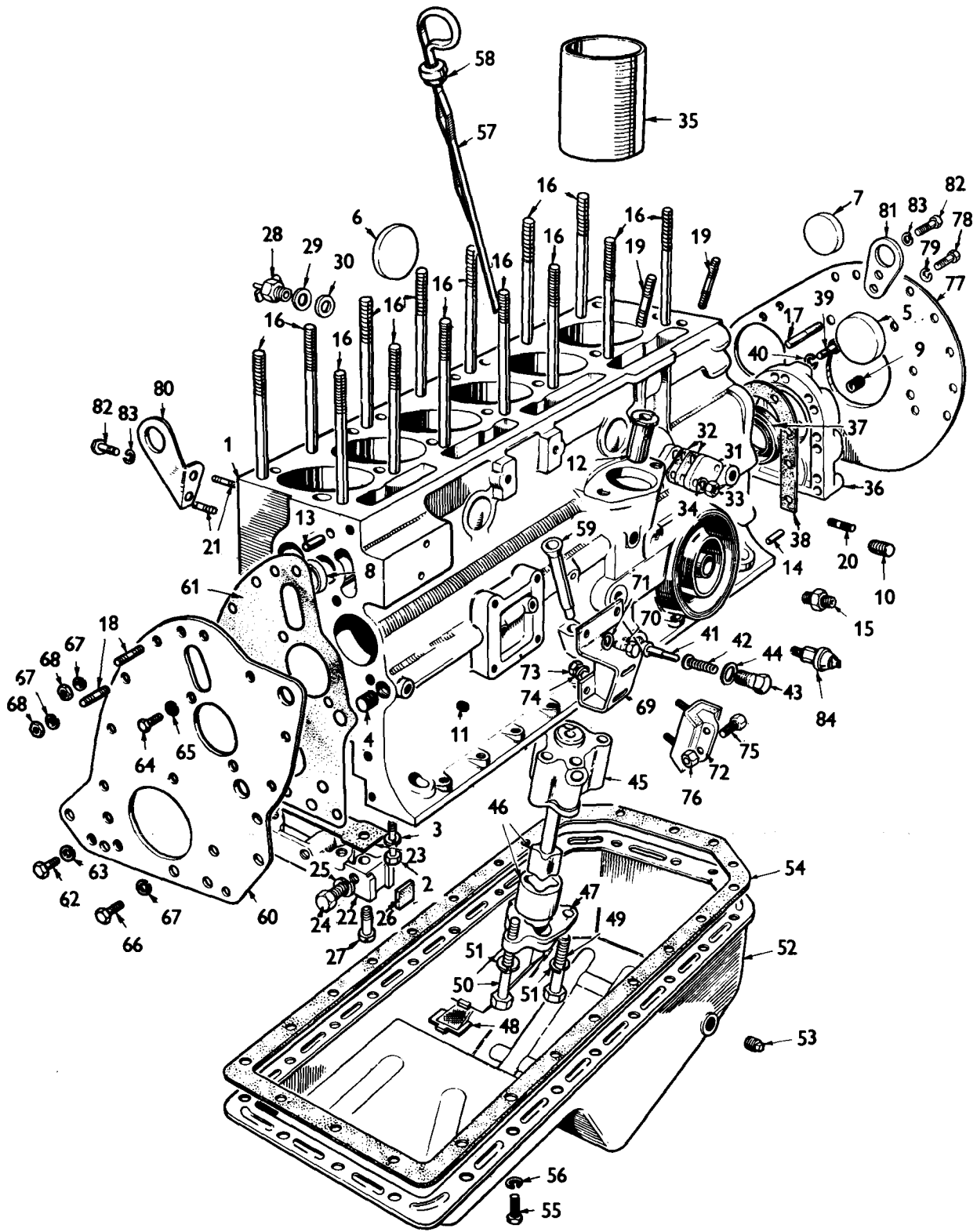


PLATE N

ENGINE
(PETROL INJECTION MODEL)

Plate No.	Part No.	Description	No. per unit	Remarks
		ENGINE LIFTING EYES		
N80	123716	EYE, lifting, front	1	
N81	145987	EYE, lifting, rear	1	
N82	HU0805	SCREW, set - Lifting eyes to cylinder block	4	
N83	WL0208	WASHER, lock - Lifting eyes to cylinder block	3	
N84	121398	OIL PRESSURE SWITCH	1	

Note:- Items marked thus † are available on our Factory Exchange Unit Scheme

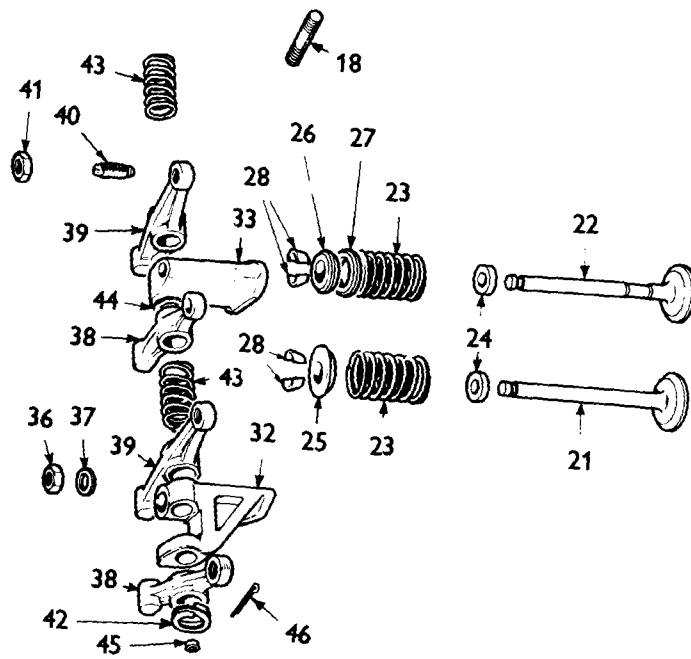
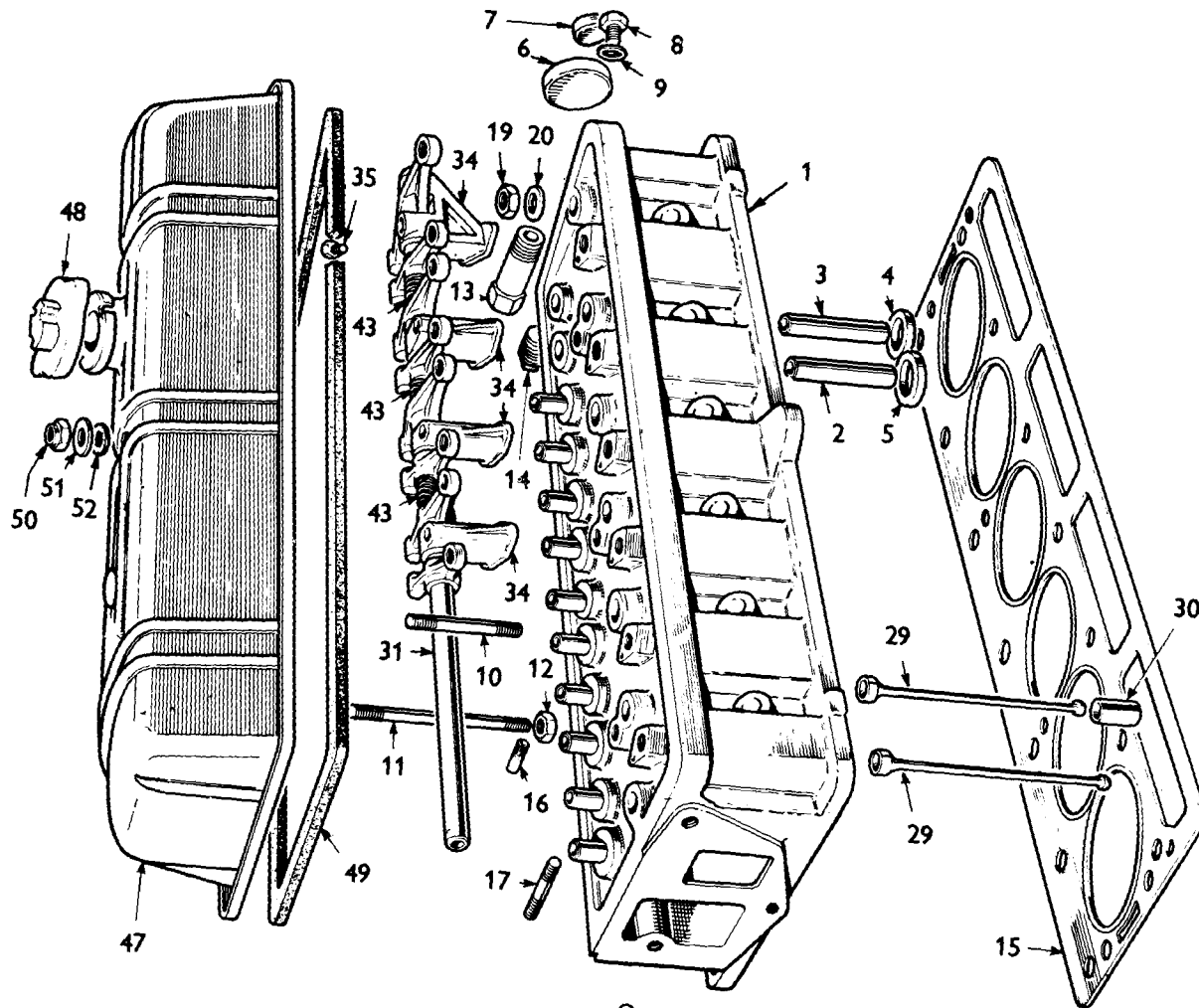


PLATE P

81397

TR6

ENGINE
(PETROL INJECTION MODEL)

Plate No.	Part No.	Description	No. per unit	Remarks
	516798	CYLINDER HEAD ASSEMBLY (9.5 : 1 Compression Ratio) (with valves and springs less studs)	1	Fitted up to Engine No. CP.75000
	520869	CYLINDER HEAD ASSEMBLY (9.5 : 1 Compression Ratio) (with valves and springs less studs)	1	Fitted from Engine No. CP.75001
P1	516799	CYLINDER HEAD ASSEMBLY (9.5 : 1 Compression Ratio) (less valves, springs and studs)	1	Fitted up to Engine No. CP.75000
	520870	CYLINDER HEAD ASSEMBLY (9.5 : 1 Compression Ratio) (less valves, springs and studs)	1	Fitted from Engine No. CP.75001
	519780	CYLINDER HEAD ASSEMBLY (9.5:1 Compression Ratio) with valves and springs less studs	1	} Police Cars only
	519781	CYLINDER HEAD ASSEMBLY (9.5:1 Compression Ratio) less valves, springs and studs	1	
P2	58923	GUIDE, valve, inlet	6	
P3	111869	GUIDE, valve, exhaust	6	
P4	146497	INSERT, valve seat - Exhaust	6	Fitted up to Engine
P5	146496	INSERT, valve seat - Inlet	6	No. CR 1 HE
	159904	INSERT, valve seat, exhaust	6	Fitted from Engine
	159903	INSERT, valve seat, inlet	6	CR 1 HE
P6	144648	PLUG, core, bucket type, rear face of head	1	
P7	144686	PLUG, core, in rear face of head	1	
	155353	PLUG, core	2	Fitted up to Engine No. CP.75000
P8	101022	SCREW, set - Rocker oil feed	1	
P9	500469	WASHER, copper - Rocker oil feed	1	
P10	132495	STUD, rocker pedestal	6	
P11	105123	STUD, rocker cover	3	
P12	HN2008	NUT, securing stud to cylinder head	3	
P13	148435	ADAPTOR, water valve to cylinder head, when heater is fitted	1	
P14	114774	PLUG, replacing adaptor, when heater is not fitted	1	

Note:- Items marked thus † are available on our Factory Exchange Unit Scheme

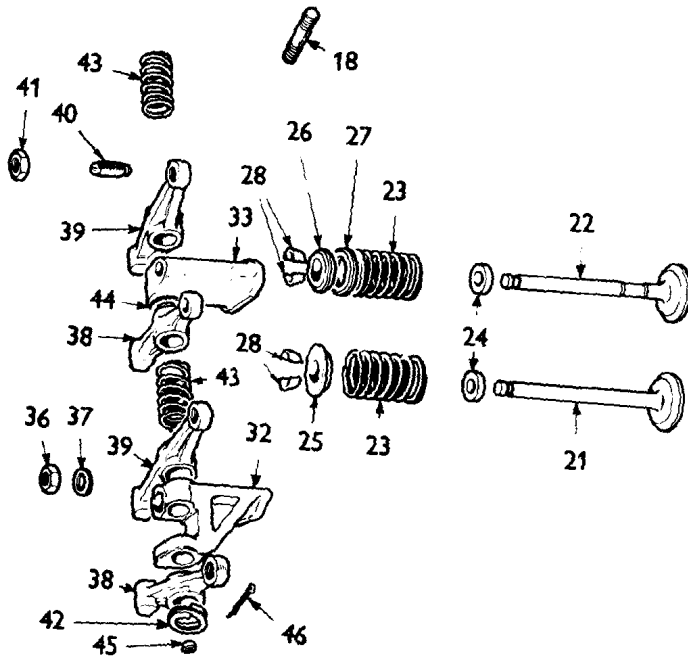
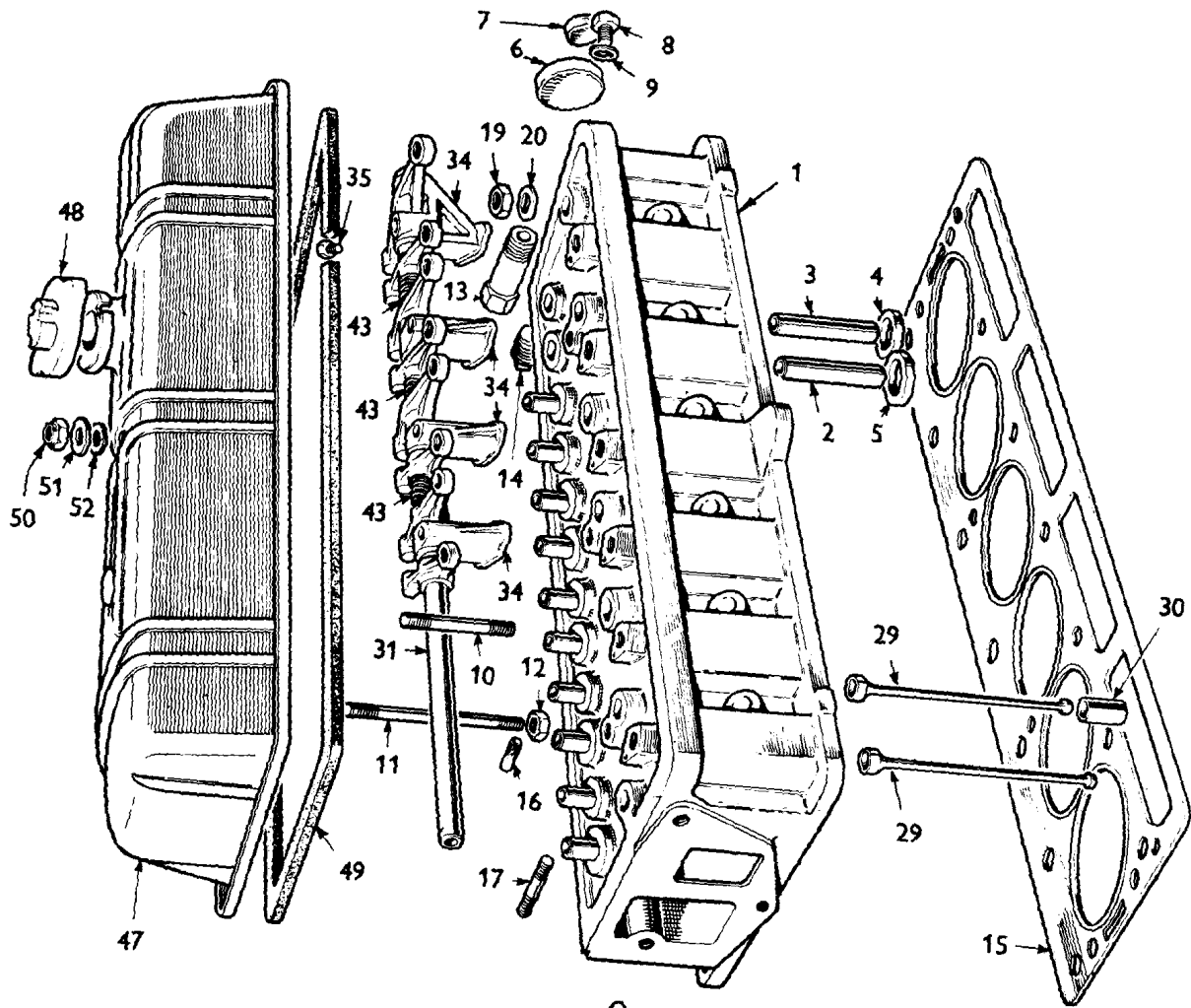


PLATE P

ENGINE
(PETROL INJECTION MODEL)

Plate No.	Part No.	Description	No. per Unit	Remarks
P15	213776	GASKET, cylinder head	1	Fitted up to Engine No. CP.75000
	217291	GASKET, cylinder head	1	Fitted from Engine No. CP.75001
P16	DS3113	DOWEL, inlet manifold attachment	3	
P17	105124	STUD, exhaust manifold, outer	4	
P18	105125	STUD - inlet manifold attachment	6	
	101962	STUD - inlet manifold attachment	3	
P19	103810	NUT - securing cylinder head	14	
P20	508289	WASHER, plain - securing cylinder head	14	
		VALVES		
P21	146128	VALVE, inlet	6	
P22	149658	VALVE, exhaust	6	Fitted up to Engine No. CR 1 UE
	159873	VALVE, exhaust	6	Fitted from Engine No. CR1 UE
	102564	SPRING, valve, inner	12	} Fitted up to Engine No. CP.75000
P23	149633	SPRING, valve, outer	12	
	157229	SPRING, valve	12	
P24	149717	COLLAR, spring (lower)	12	Fitted up to Engine No. CP.75000
	105118	COLLAR, spring, (lower)	12	Fitted from Engine No. CP.75001
P25	111870	COLLAR, spring (upper), inlet valve only	6	
P26	128334	COLLAR, valve (top inner) - Exhaust valve only	6	
P27	128335	COLLAR, valve (top outer) - Exhaust valve only	6	
P28	106663	COTTER (split cone)	12 prs.	
P29	149513	PUSH ROD	12	
P30	143552	TAPPET	12	
P31	214559	ROCKER SHAFT	1	
P32	145867	PEDESTAL, No. 1	1	
P33	145868	PEDESTAL, intermediate	4	Alternative to 144974
	144974	PEDESTAL, intermediate	4	Alternative to 145868
P34	145869	PEDESTAL, No. 6	1	

Note:- Items marked thus † are available on our Factory Exchange Unit Scheme

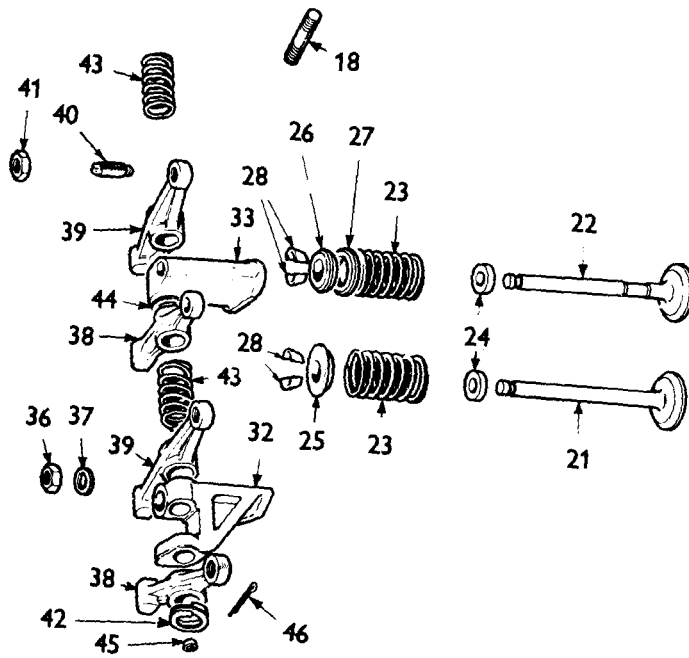
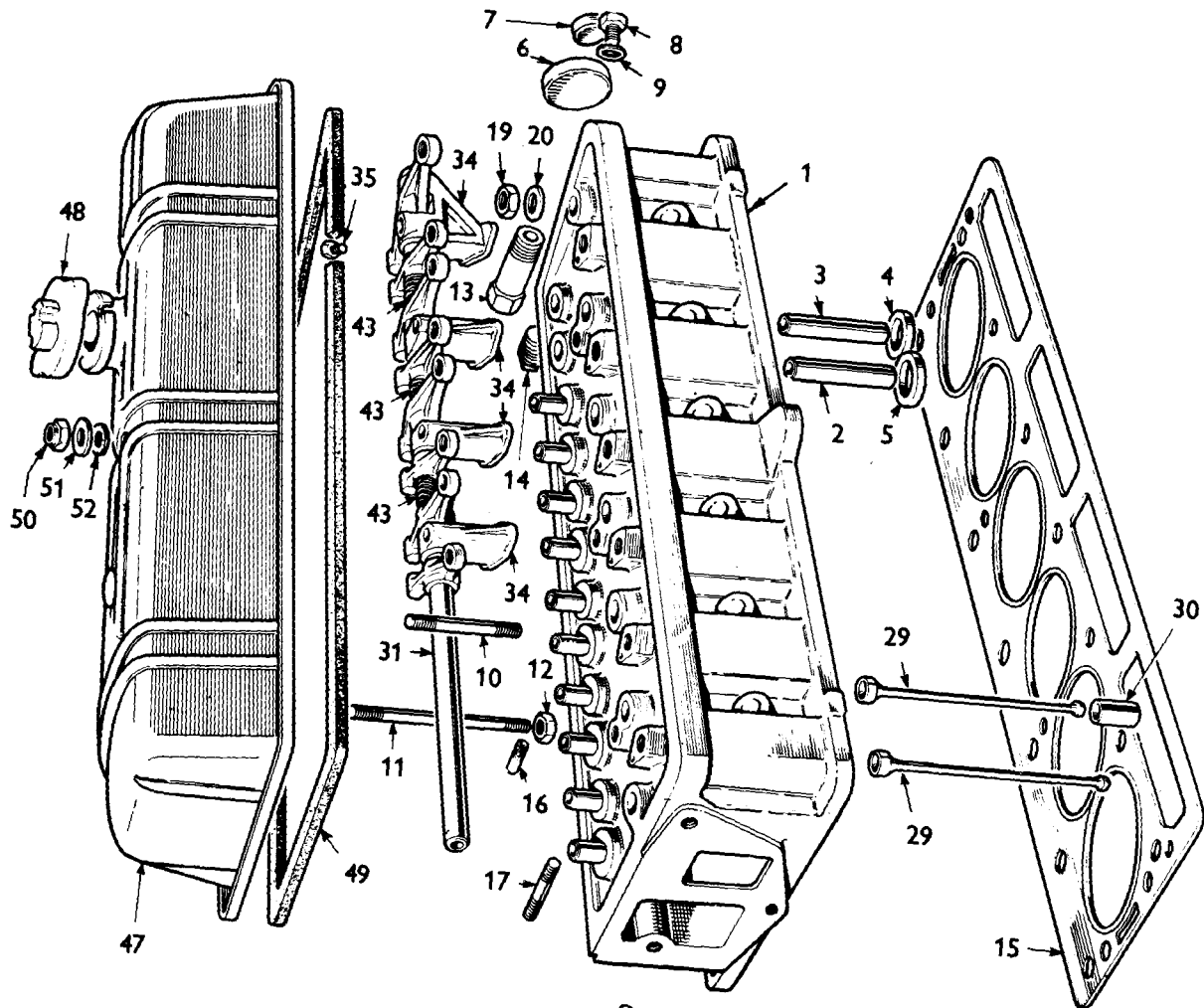


PLATE P

B1397

TR6

ENGINE
(PETROL INJECTION MODEL)

Plate No.	Part No.	Description	No. per Unit	Remarks
P35	104859	SCREW, locating, shaft to drilled pedestal No. 6	1	
P36	HN2009	NUT - Rocker pedestal to cylinder head	6	
P37	WP0184	WASHER, plain - Rocker pedestal to cylinder head	6	
P38	109023	ROCKER, No. 1	6	
P39	109024	ROCKER, No. 2	6	
P40	109495	SCREW, adjustment - Fitted in rocker	12	
P41	57110	LOCKNUT - Fitted in rockers	12	
P42	105322	SPRING, rocker, fitted to pedestals Nos. 1 and 6	2	
P43	119313	SPRING, rocker	5	
P44	WP8013	WASHER, plain	4	
P45	137811	PLUG, rocker shaft	2	
P46	PC0010	PIN, cotter	1	
P47	210908	ROCKER COVER ASSEMBLY	1	
P48	138176	CAP, oil filler	1	
P49	153691	GASKET, rocker cover	1	
P50	TN3208	NUT, nyloc - Rocker cover to cylinder head studs	3	
P51	WP0008	WASHER, plain - Rocker cover to cylinder head studs	3	
P52	WF0508	WASHER, fibre - Rocker cover to cylinder head studs	3	

Note:- Items marked thus † are available on our Factory Exchange Unit Scheme

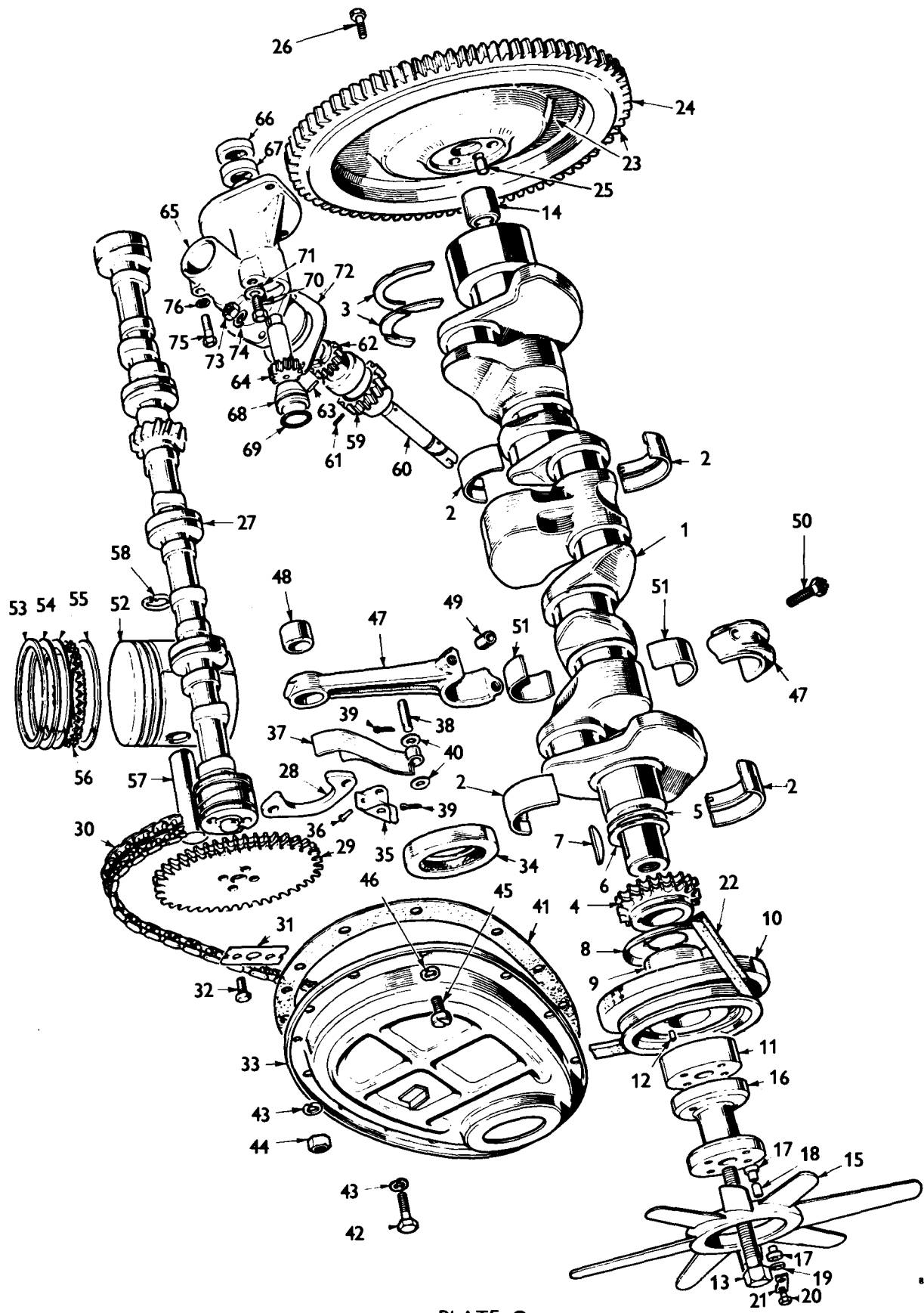


PLATE Q

ENGINE
(PETROL INJECTION MODEL)

Plate No.	Part No.	Description	No. per unit	Remarks
Q1	214889	CRANKSHAFT ASSEMBLY (with Oilway Plugs)	1	Fitted up to Engine No. CP50,000
	216538	CRANKSHAFT ASSEMBLY (with Oilway Plugs)	1	Fitted from Engine No. CP50,001 up to Engine No. CP.52319
	311322	CRANKSHAFT ASSEMBLY (with Oilway Plugs)	1	Fitted from Engine No. CP.52320
	118632	PLUG, screwed - Crankshaft oilways	6	
	149748	PLUG - Crankshaft oilways	6	
Q2	149550	BEARING, main	8 halves	
Q3	149551	WASHER, thrust	2	Fitted up to.....
	144195	WASHER, thrust	2	Fitted from.....
Q4	145864	CHAINWHEEL	1	
Q5	145275	SHIM, chainwheel to crankshaft - .004 in.	A/R	
Q6	145276	SHIM, chainwheel to crankshaft - .006 in.	A/R	
Q7	133234	KEY, locating chainwheel on crankshaft	1	
Q8	119390	DEFLECTOR, oil	1	
Q9	133235	SLEEVE, oil seal	1	
Q10	214479	PULLEY AND DAMPER assembly	1	
Q11		ADAPTOR		Not fitted
Q12	DP0508	DOWEL, locating extension on pulley and damper	2	
Q13	148832	BOLT, securing extension and pulley to crankshaft	1	
Q14	47246	BUSH, constant pinion shaft	1	Fitted up to Engine No. CP50,000
		WASHER, thrust 149551 is obtainable .0005'' undersize		
		MAIN BEARINGS are obtainable in the following undersizes:- .010 in., .020 in., .030 in. When ordering, please quote Part No. and undersize required.		

Note:- Items marked thus † are available on our Factory Exchange Unit Scheme

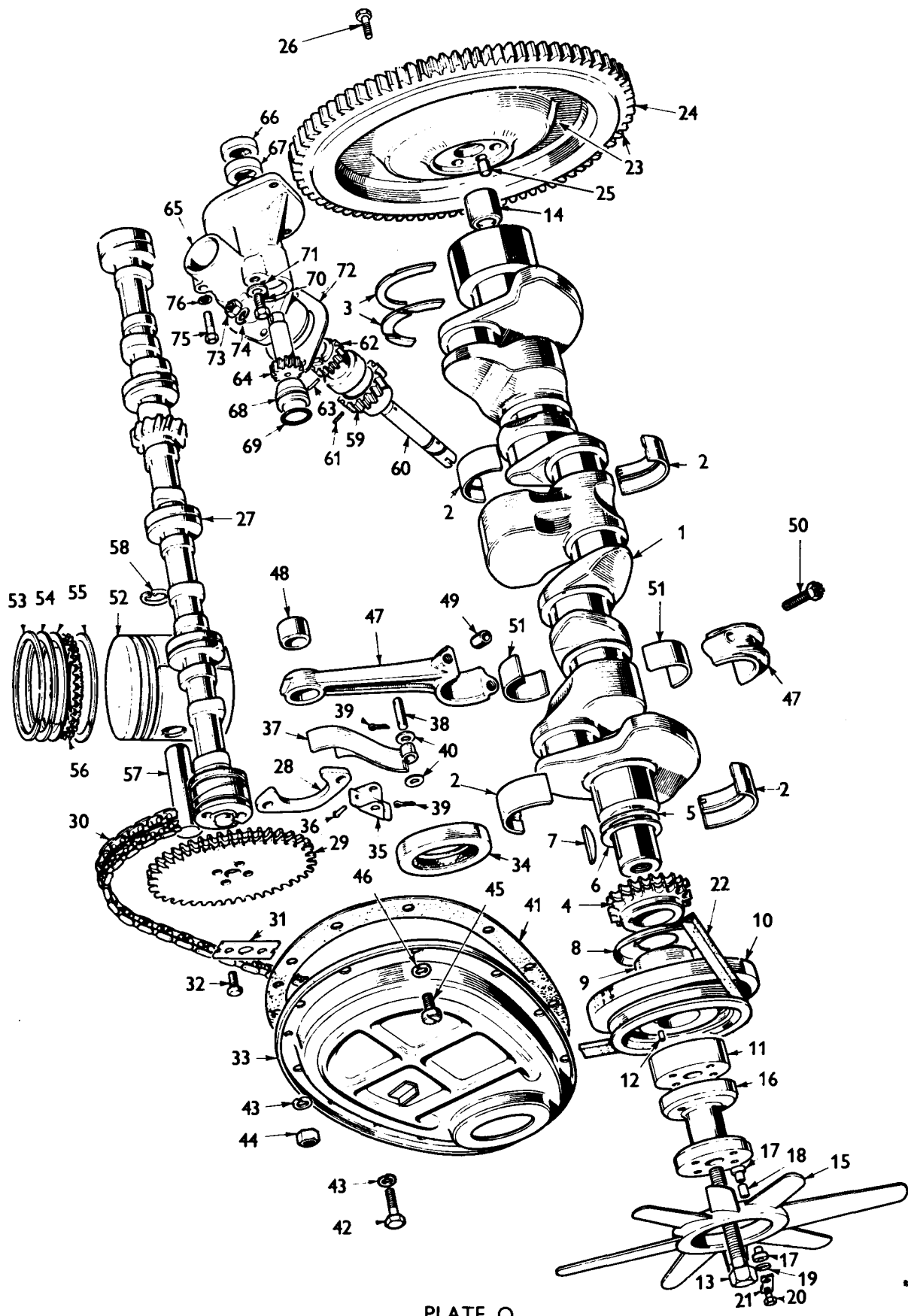


PLATE Q

ENGINE
(PETROL INJECTION MODEL)

Plate No.	Part No.	Description	No. per unit	Remarks
Q15	308353	FAN ASSEMBLY - 8 Blade (Plastic)	1	Fitted up to Engine No. CP 52420
	311868	FAN ASSEMBLY - 7 blade (Plastic)	1	Fitted from Engine No. CP 52421 up to Engine No. CR 1 HE
	312301	FAN - 13 bladed (Plastic)	1	Fitted from (1973) CR1HE
Q16	148831	EXTENSION, fan	1	
Q17	108496	BUSH - Fan to extension	8	Fitted up to CR1HE (1973)
Q18	108499	SLEEVE - Fan to extension	4	
Q19	108495	WASHER - Fan to extension	4	
Q20	HB0810	BOLT - Fan to extension	4	
Q21	107857	WASHER, tab - Fan to extension	2	
	157876	ADAPTOR, front	1	
	HB0810	BOLT	4	
	HB0813	BOLT	4	CR 1 HE
	WPO034	WASHER	8	
Q22	214239	BELT, fan, heavy duty, for 15AC alternator only	1	Green stripe
	148041	FLYWHEEL ASSEMBLY	1	Fitted up to Engine No. CP50,000
Q23	151214	FLYWHEEL ASSEMBLY	1	Fitted from Engine No. CP50,001
Q24	201350	RING, gear, starter	1	
	151213	BUSH, constant pinion shaft	1	Fitted from Engine No. CP50,001
Q25	127883	DOWEL, flywheel to crankshaft	1	
Q26	147299	BOLT, flywheel to crankshaft	4	
Q27	307689	CAMSHAFT	1	
Q28	105114	PLATE, locating	1	
	HU0807	SCREW, set - Front engine plate and locating plate to cylinder block	2	Also shown under front engine plate
	WL0208	WASHER, lock - Front engine plate and locating plate to cylinder block	2	
Q29	145865	CHAINWHEEL, camshaft	1	
Q30	145870	CHAINWHEEL, timing (duplex)	1	
Q31	36411	PLATE, locking - Chainwheel to camshaft	1	
Q32	100500	SCREW, set - Chainwheel to camshaft	2	

Note:- Items marked thus † are available on our Factory Exchange Unit Scheme

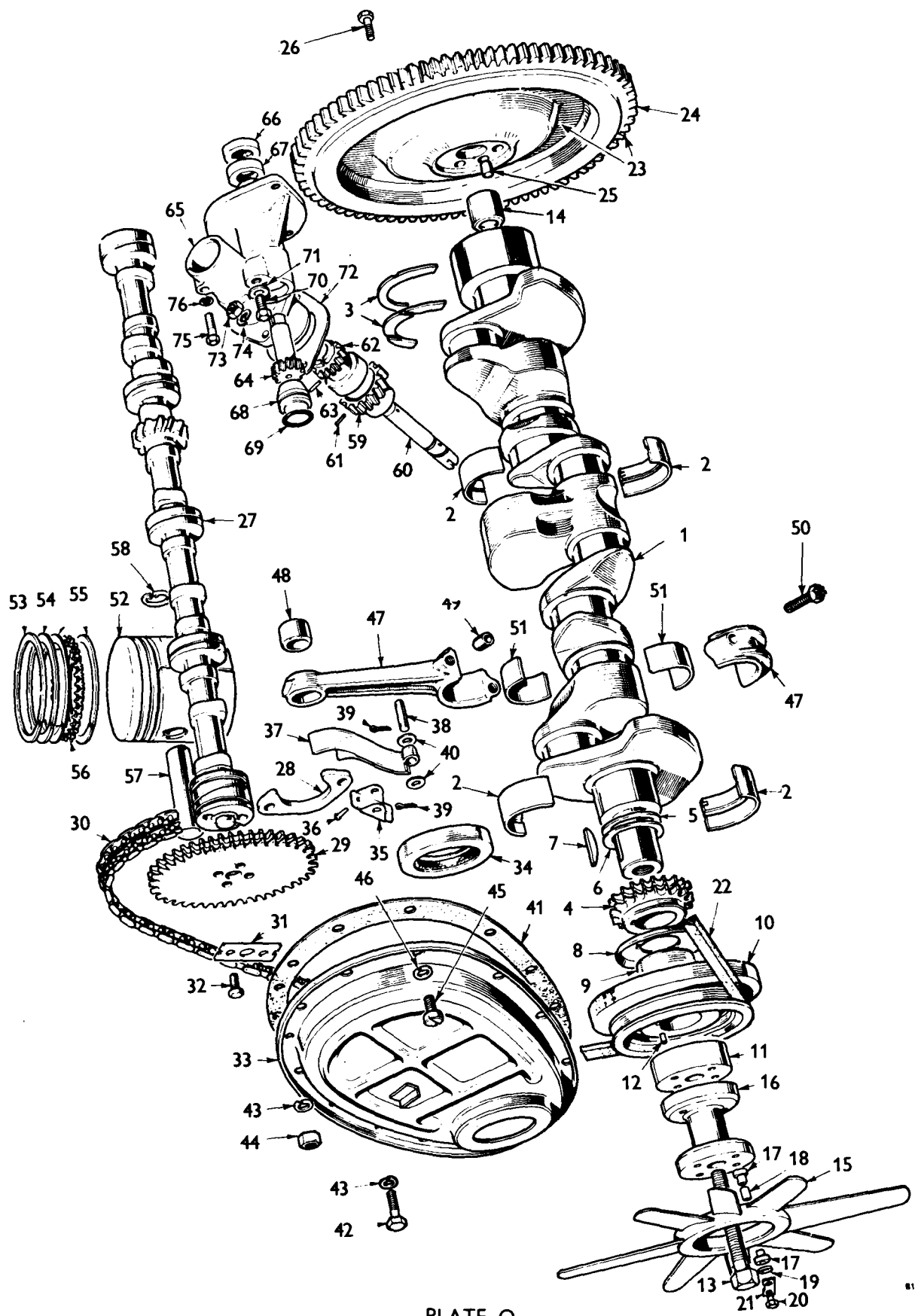


PLATE Q

81398
TR6

ENGINE
(PETROL INJECTION MODEL)

Plate No.	Part No.	Description	No. per Unit	Remarks
Q33	214678	TIMING COVER ASSEMBLY	1	
Q34	125631	SEAL, oil, in timing cover	1	Fitted up to Engine No. CR 265 UE
	155695	SEAL, oil in timing cover	1	Fitted from Engine CR 2666 UE
Q35	43752	PLATE, anchor, chain tensioner	1	
Q36	SP.91.B3	RIVET, anchor plate to timing cover	2	
Q37	145866	TENSIONER, chain	1	
Q38	33214	PIN, anchor, chain tensioner	1	
Q39	PC0007	PIN, cotter - Chain tensioner attachment	2	
Q40	WP0018	WASHER, plain - Chain tensioner attachment	2	
Q41	211126	GASKET, timing cover	1	
Q42	HU0807	SCREW, set - Timing cover and front engine plate to cylinder block	5	
Q43	WL0208	WASHER, lock - Timing cover and front engine plate to cylinder block	7	
Q44	HN2008	NUT - Timing cover and front engine plate to cylinder block	2	
Q45	PT0803	SCREW, set - Timing cover to front engine plate	5	
Q46	WL0208	WASHER, lock - Timing cover to front engine plate	5	
Q47	146454	CONNECTING ROD ASSEMBLY	6	
Q48	119813	BUSH, small end	6	
Q49	107401	DOWEL, hollow, connecting rod bolt	12	
Q50	138529	BOLT, connecting rod	12	
Q51	149549	BEARING, big end	12 halves	
		Big end bearings are obtainable in the following undersizes:- .010 in., .020 in., .030 in. When ordering, please quote Part No. and size required.		
Q52	148118	PISTON ASSEMBLY (GRADED F, G & H)	6	
Q53	147294	RING, compression, plated	6	
Q54	147293	RING, compression, tapered	6	
Q55	149052	RING, chrome rail - Scraper ring	12	

Note:- Items marked thus † are available on our Factory Exchange Unit Scheme

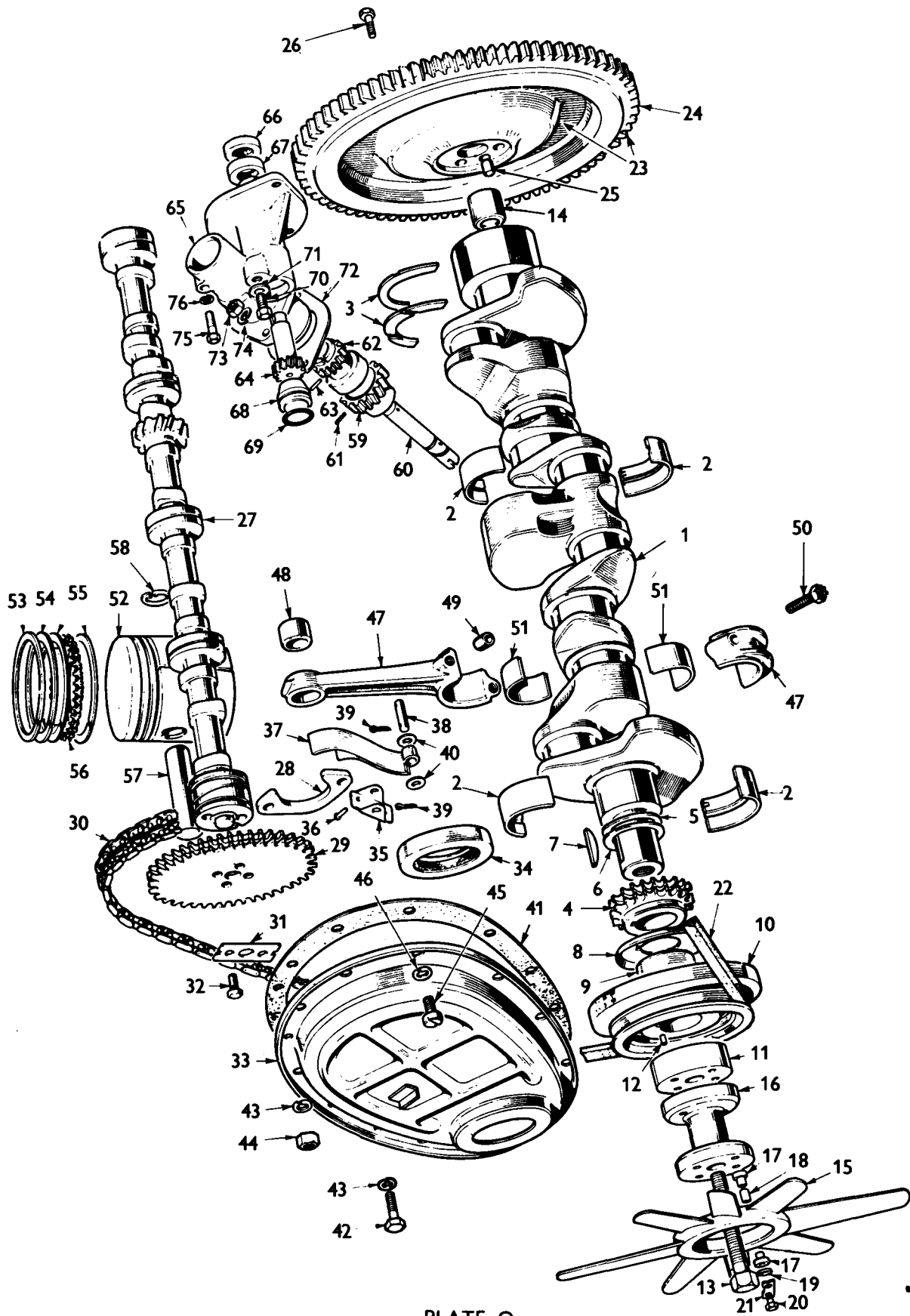


PLATE Q

ENGINE
(PETROL INJECTION MODEL)

Plate No.	Part No.	Description	No. per Unit	Remarks
Q56	149053	SPACER - Scraper ring	6	
Q57	149215	PIN, gudgeon	6	
Q58	508978	CIRCLIP, retaining gudgeon pin	12	
Pistons are obtainable +.020 in. oversize.				
Piston rings are obtainable in the following oversizes:- +.010 in., +.020 in., +.030 in. Please quote Part No. and size required when ordering.				
	149099	DRIVE SHAFT ASSEMBLY, DISTRIBUTOR AND METERING PUMP	1	
Q59	126785	GEAR, driven distributor and oil pump	1	
Q60	149097	SHAFT, pump drive	1	
Q61	500974	PIN, mills - Securing gear	1	
Q62	149098	GEAR, driving - Petrol injection metering pump	1	
Q63	500975	PIN, mills - Securing gear	1	
Q64	149100	GEAR, driven - Petrol injection metering pump	1	
Q65	308396	PEDESTAL ASSEMBLY - DISTRIBUTOR AND PETROL INJECTION METERING PUMP	1	
Q66	145720	SEAL, petrol - Fitted in pedestal	1	
Q67	145720	SEAL, oil - Fitted in pedestal	1	
Q68	149226	PLUG, end - In pedestal	1	
Q69	145724	'O' RING, on plug	1	
Q70	WU3704	SCREW, set - Fitting end plug to pedestal	1	Alternative to 157092
	157092	SCREW, set - Fitting end plug to pedestal	1	Alternative to WU3704
Q71	WP0007	WASHER, plain - Fitting end plug to pedestal	1	
Q72	104939	GASKET - Pedestal to cylinder block	2	
Q73	HN2008	NUT - Pedestal to cylinder block	2	
Q74	WL0208	WASHER, lock-Pedestal to cylinder block	2	
Q75	HU0805	SCREW, set - Distributor to pedestal	1	
Q76	WL0208	WASHER, lock - Distributor to pedestal	1	

Note:- Items marked thus † are available on our Factory Exchange Unit Scheme

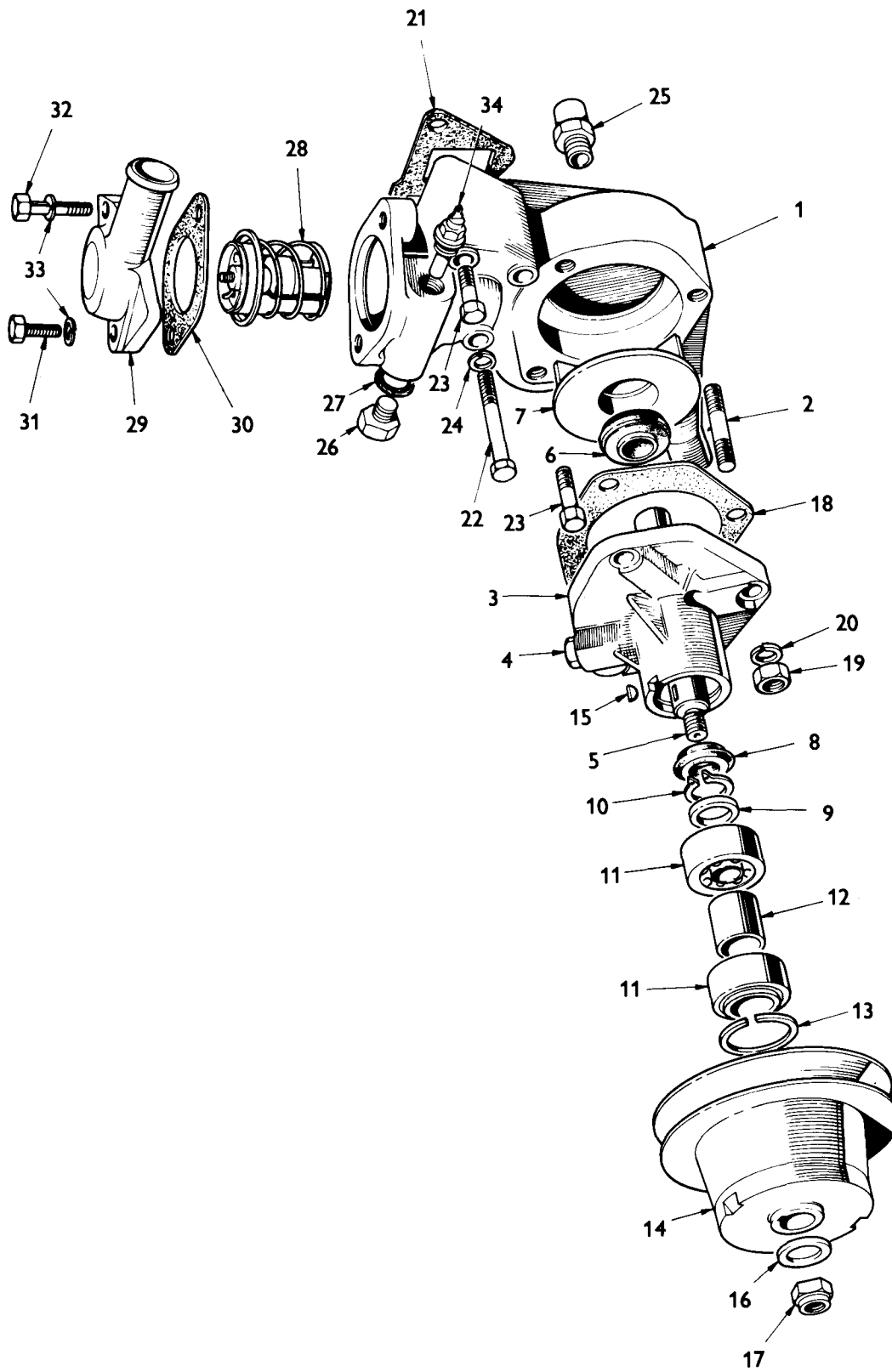


PLATE R

ENGINE
(PETROL INJECTION MODEL)

Plate No.	Part No.	Description	No. per unit	Remarks
WATER PUMP DETAILS				
R1	307095	BODY, water pump	1	
R2	101962	STUD, bearing housing attachment	3	Fitted up to.....
	100433	STUD, bearing housing assembly	3	Fitted from Engine No.up to Engine No.....
	101962	STUD, bearing housing assembly	3	Fitted from Engine No. CC.....
	517257	HOUSING, bearing, assembly	1	} Fitted up to
R3	201316	HOUSING, bearing	1	
R4	122115	PLUG	1	
R5	104839	SPINDLE	1	
R6	148322	SEAL, between bearing housing and impellor	1	
R7	104840	IMPELLOR	1	
R8	60313	SEAL, bearing	1	
R9	101092	WASHER, abutment	1	
R10	500047	CIRCLIP	1	
R11	100764	BEARING	2	
R12	104841	PIECE, distance, between bearings	1	
R13	100851	CIRCLIP, retaining bearing in	1	
R14	133239	PULLEY	1	
R15	KW0420	KEY, woodruff, locating pulley on spindle	1	
R16	WP0181	WASHER, plain - Pulley to spindle	1	
R17	TN3208	NUT, nyloc - Pulley to spindle	1	
	216591	WATER PUMP bearing housing assy.	1	
R18	138701	GASKET - Bearing housing to pump body	1	
R19	HN2008	NUT - Bearing housing to pump body	3	
R20	WL0208	WASHER, lock-Bearing housing to pump body	3	
R21	138792	GASKET - Water pump to cylinder head	1	
R22	HB0825	BOLT - Water pump to cylinder head	1	
R23	HB0818	BOLT - Water pump to cylinder head	2	
R24	WL0208	WASHER, lock - Water pump to cylinder head	3	
R25	101343	ADAPTOR, water pump body, return pipe to pump	1	Only required when heater is fitted
	114774	PLUG, water pump body	1	Only required when heater is not fitted
R26	122132	PLUG, water pump body	1	
R27	WF0513	WASHER, fibre, adaptor to pump	1	

Note:- Items marked thus † are available on our Factory Exchange Unit Scheme

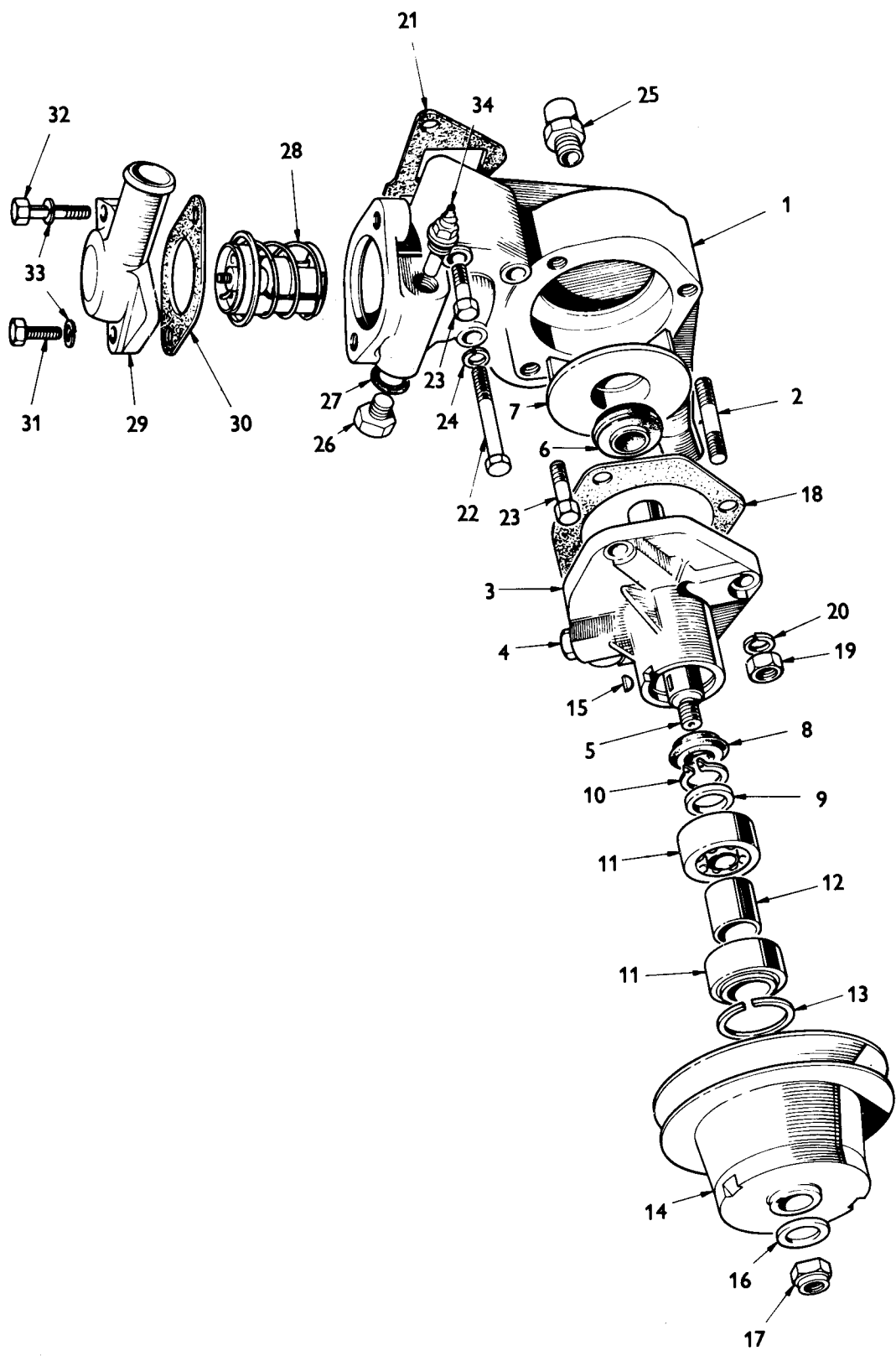


PLATE R

B1501
TR.6 PL

ENGINE
(PETROL INJECTION MODEL)

Plate No.	Part No.	Description	No. per unit	Remarks
R28	GTS104	THERMOSTAT UNIT (82 deg. Opening)	1	Alternative to GTS111
	GTS111	THERMOSTAT UNIT (82 deg. Opening)	1	Alternative to GTS104
	GTS106	THERMOSTAT UNIT (88 deg. Opening)	1	Alternative to GTS113
	GTS113	THERMOSTAT UNIT (88 deg. Opening)	1	For Winter conditions Alternative to GTS106
R29	134681	ELBOW, water	1	Fitted up to Engine No. CP.53031
	156333	ELBOW, water	1	Fitted from Engine No. CP.53032
R30	57103	GASKET, water elbow	1	
R31	HU0808	SCREW, set - Water elbow to water pump body	1	
R32	HB0814	BOLT - Water elbow to water pump body	1	Fitted up to Engine No. CP.53031
	HB0810	BOLT, water elbow to water pump body	1	Fitted from Engine No. CP.53032
R33	WL0208	WASHER, lock - Water elbow to water pump body	2	
R34	150843	TEMPERATURE TRANSMITTER	1	

Note:- Items marked thus † are available on our Factory Exchange Unit Scheme

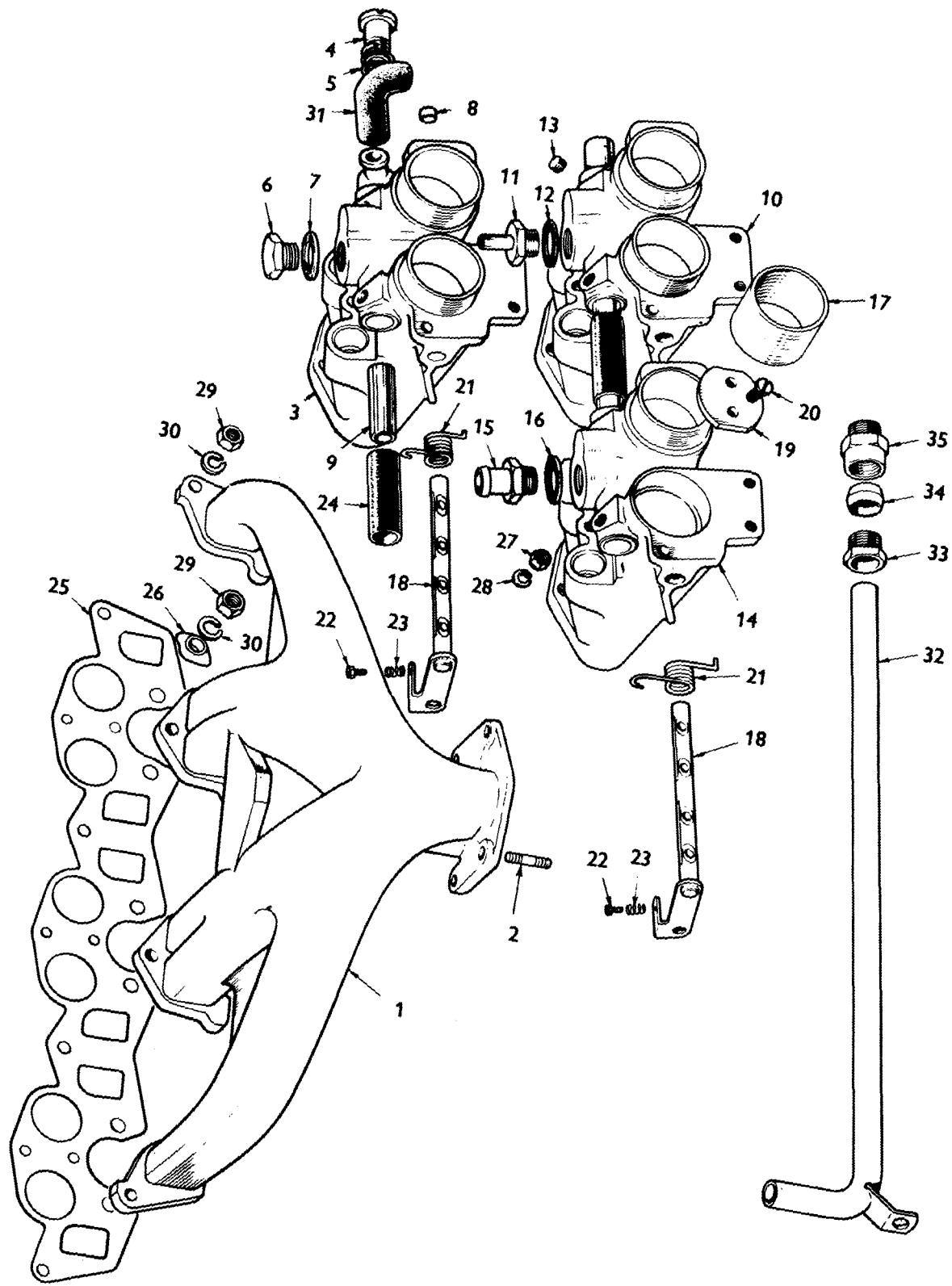


PLATE S

B1607
TR. 6 RL

ENGINE
(PETROL INJECTION MODEL)

Plate No.	Part No.	Description	No. per unit	Remarks
MANIFOLDS				
S1	308292	MANIFOLD, exhaust	1	
S2	115696	STUD, exhaust outlet	4	
S3	152807	MANIFOLD, inlet, front	1	
S4	152685	SCREW, metering, air valve - Fitted to front inlet manifold	1	
S5	152684	SPRING, metering screw - Fitted to front inlet manifold	1	
S6	122132	PLUG, blanking - In front manifold	1	
S7	WF0513	WASHER, fibre - In front manifold	1	
S8	148986	PLUG, spindle bore	1	
S9	PU0852	PLUG, blanking - Cross drilling	2	
	148900	PIPE, balance	1	
S9	149374	TUBE, air inlet	2	
	149651	MANIFOLD, inlet, centre	1	
S11	149764	ADAPTOR, metering control hose - In centre manifold	1	
S12	WF0513	WASHER, fibre - In centre manifold	1	Fitted up to Engine No. CR 1 Only
	148986	PLUG, spindle bore	1	
S13	PU0852	PLUG, blanking, cross drilling	2	
	148900	PIPE, balance	2	
	149374	TUBE, air inlet	2	
S14	149659	MANIFOLD, inlet, rear	1	
S15	149487	ADAPTOR, brake servo - In rear manifold	1	
S16	WF0513	WASHER, fibre - In rear manifold	1	
	148986	PLUG, spindle bore	1	
	PU0852	PLUG, blanking - Cross drilling	2	
	148900	PIPE, balance	1	
S17	149374	TUBE, air inlet	2	
	144537	PLUG, bucket, rear - Rear manifold only	1	
S18	152185	SPINDLE, throttle, assembly	3	
S19	148989	PLATE, throttle	6	
S20	148988	SCREW, throttle plate to spindle	12	
S21	148987	SPRING, throttle return	3	
S22	149805	SCREW, set - Slow running adjustment	3	Fitted up to Engine No. CP.52057 only
S23	149552	SPRING - Slow running adjustment	3	
S24	148899	PIPE, balance	2	Fitted up to Engine No. CR 1 HE
	308292	MANIFOLD, Exhaust	1	Fitted from Engine No. CR 1 HE (1973)
	115696	STUD, Exhaust outlet	4	
	160300	MANIFOLD INLET, Front	1	
	PU0852	PLUG, core	2	

Note:- Items marked thus † are available on our Factory Exchange Unit Scheme

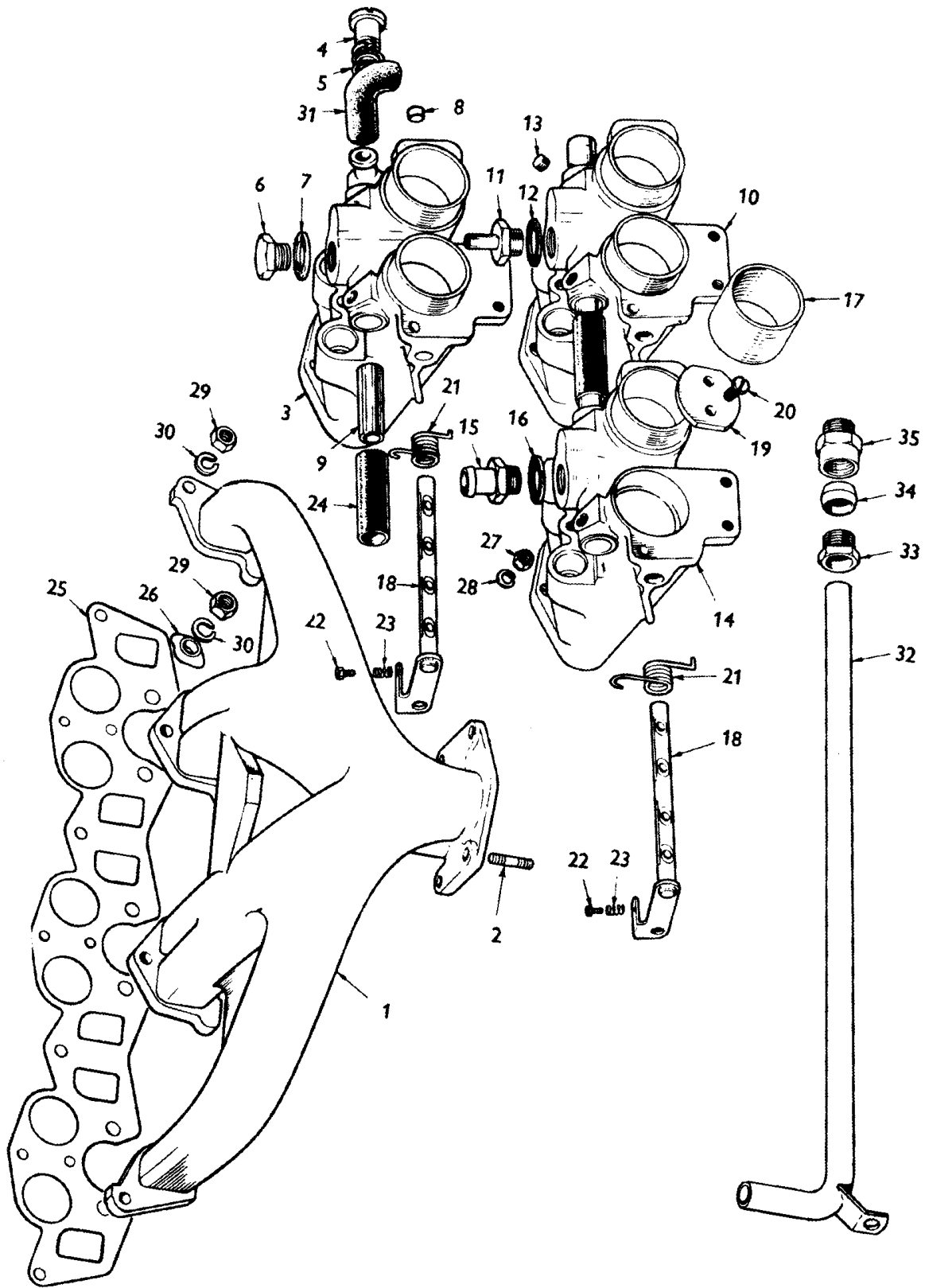


PLATE S

B1607
TR. 6 PL

ENGINE
(PETROL INJECTION MODEL)

Plate No.	Part No.	Description	No. per Unit	Remarks
		MANIFOLDS (continued)		
	148900	PIPE, balance	2	} Fitted from Engine No. CR 1 HE (1973 build)
	149374	TUBE, air inlet	2	
	WF0513	WASHER, fibre in front manifold	1	
	152685	SCREW, metering idling control	1	
	152684	SPRING, metering screw, idling control	1	
	160242	HOSE, air valve to air manifold	1	
	144537	PLUG, bracket to front manifold	1	
	160302	MANIFOLD, inlet centre	1	
	PU0852	PLUG, core	2	
	148900	PIPE, balance	2	
	149374	TUBE, air inlet	2	
	149764	ADAPTOR, metering control hose to centre manifold	1	
	WF0513	WASHER, fibre in centre manifold	1	
	148899	PIPE, balance, inlet manifold	4	
	160303	MANIFOLD, inlet rear	1	
	PU0852	PLUG, core	2	
	148900	PIPE, balance	2	
	149374	TUBE, air inlet	2	
	149487	ADAPTOR, brake servo	1	
	WF0513	WASHER, fibre non-return valve	1	
	CT2506	SCREW, set	1	
	160229	SPRING, throttle link	1	
	160259	PIN THROTTLE, connection	1	
	160230	SPRING THROTTLE, link pin	1	
	160301	CIRCLIP	1	
	148987	SPRING, return, throttle lever	1	
	144537	PLUG, bracket, rear manifold	1	
	218239	GASKET, manifold	1	
	160247	SPINDLE, lever throttle assembly (Front inlet manifold)	1	
	160245	SPRING, return	1	
	160246	SPINDLE, lever throttle assembly (Centre inlet manifold)	1	
	160250	LEVER, throttle centre to spindle assembly (Centre)	1	
	160109	PLATE, throttle	6	
	108349	SCREW, throttle plate	12	
	YN2907	NUT, nyloc, lever to spindle	3	
	160251	SPRING, return (Front & rear manifold)	2	
	160248	SPINDLE, lever throttle assy (Rear) Inlet manifold	1	

Note:- Items marked thus † are available on our Factory Exchange Unit Scheme

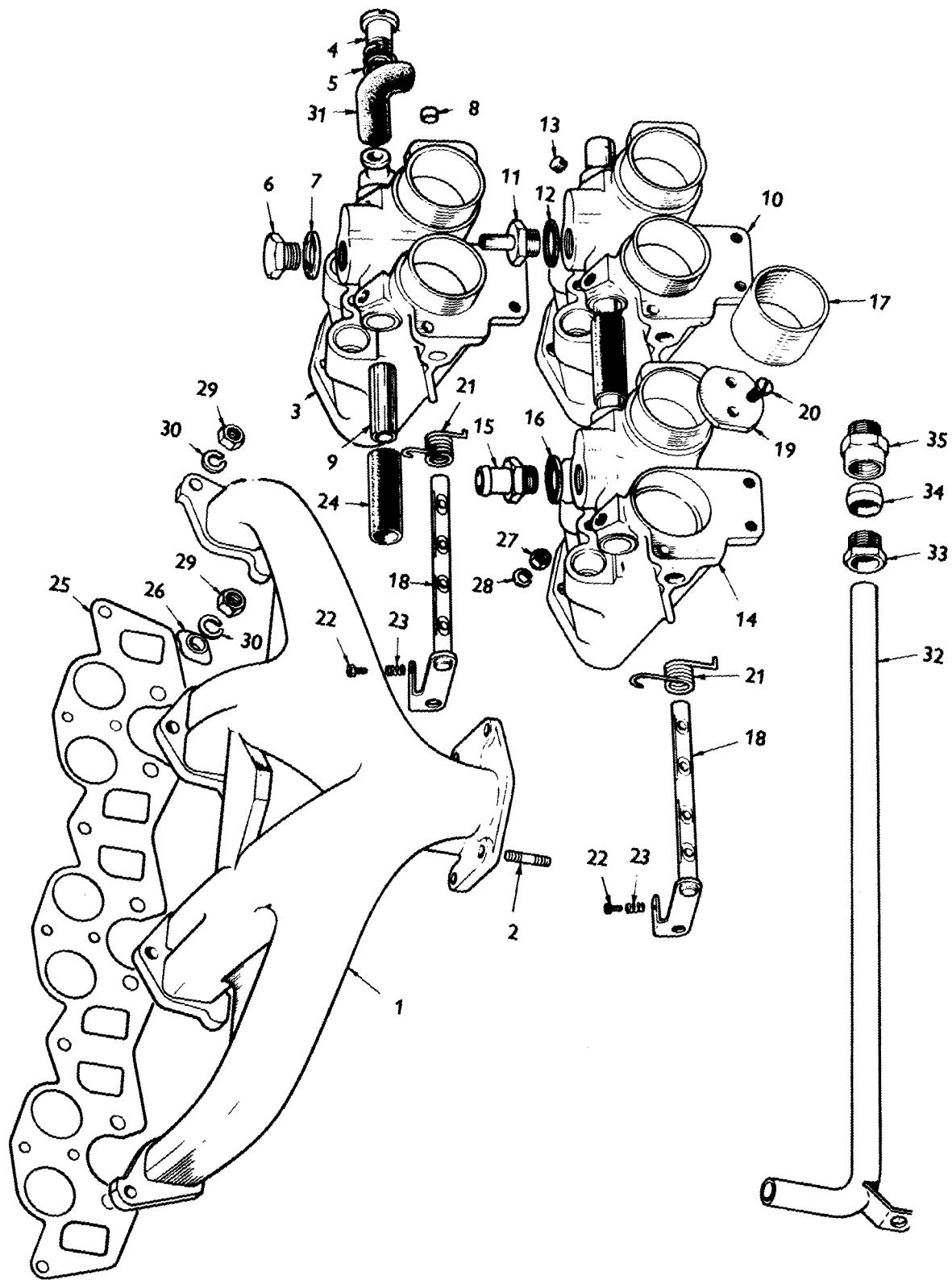


PLATE S

B1607
TR. 6 PL

ENGINE
(PETROL INJECTION MODEL)

Plate No.	Part No.	Description	No. per Unit	Remarks
		MANIFOLDS (continued)		
S25	214622	GASKET, manifold	1	Fitted up to Comm No. CP 53891
	217948	GASKET, manifold	1	Fitted from Comm No. CP 3892 up to CP 75000
	218239	GASKET, manifold	1	Fitted from Engine No. CP.75001
S26	58258	CLAMP - Securing manifolds	6	
S27	HN2008	NUT, inlet manifold - Securing manifolds	3	
S28	WL0208	WASHER, lock - Securing manifolds	3	
S29	100498	NUT - Securing manifolds	10	
S30	WPO036	WASHER, lock - Securing manifolds	10	
S31	152855	HOSE, front inlet manifold to air manifold	1	
		MANIFOLD HEATER PIPES		
S32	214404	PIPE - Heater to water pump	1	
S33	101302	NUT, tubing	1	
S34	TL0011	SLEEVE, tubing	1	
	114774	PLUG, taper - No heater fitted	1	
S35	101343	ADAPTOR - Water pump body - Heater fitted	1	

Note:- Items marked thus † are available on our Factory Exchange Unit Scheme

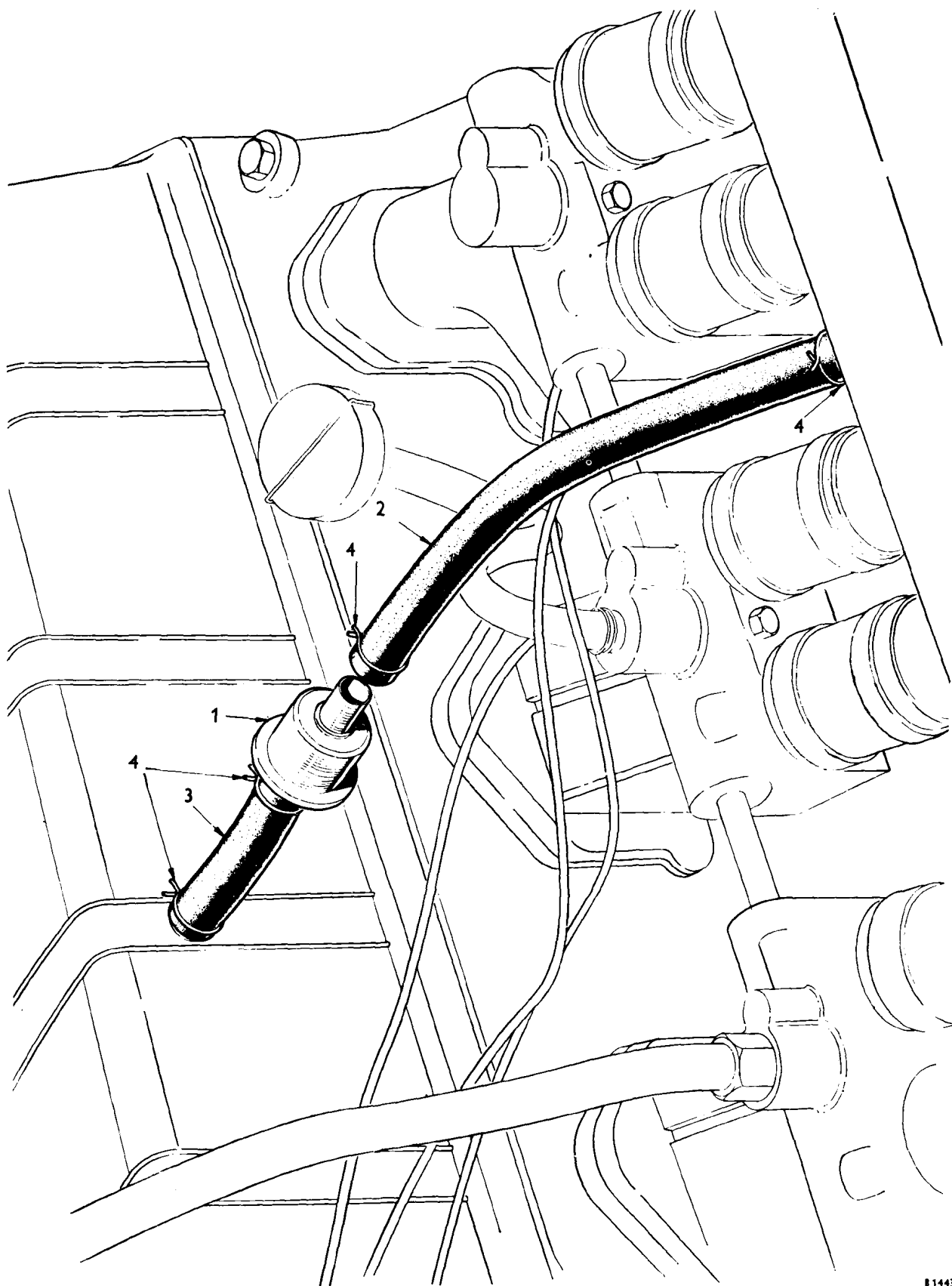


PLATE T

B1443
TR6

ENGINE
(PETROL INJECTION MODEL)

Plate No.	Part No.	Description	No.per unit	Remarks
		CLOSED CIRCUIT BREATHER		
T1	149996	BREATHER assembly	1	
T2	149994	HOSE, breather to air manifold	1	
T3	149995	HOSE, breather to rocker cover	1	
T4	CC5012	CLIP, hose attachment	4	

Note;- Items marked thus † are available on our Factory Exchange Unit Scheme

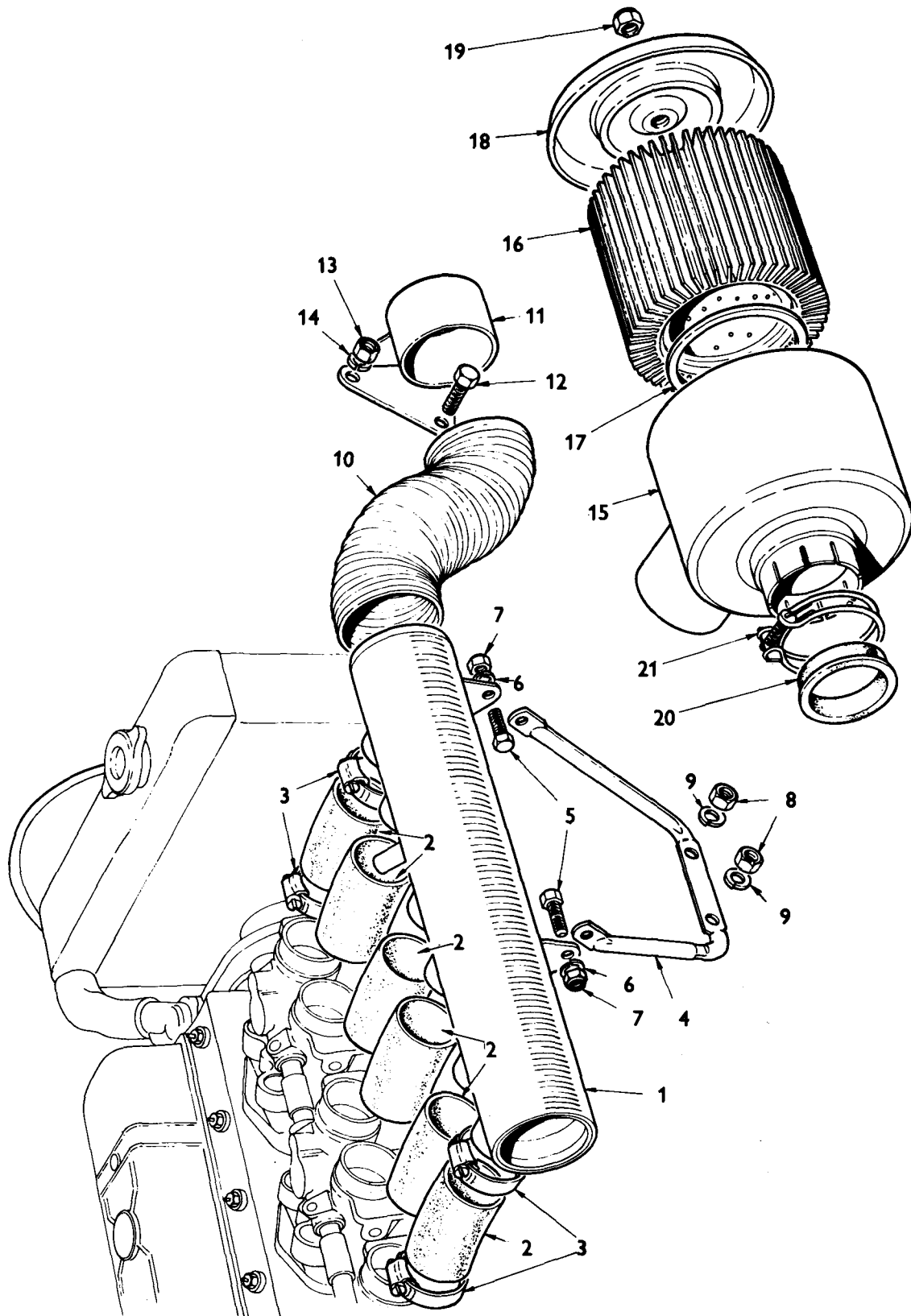


PLATE U

ENGINE
(PETROL INJECTION MODEL)

Plate No.	Part No.	Description	No. per unit	Remarks
U1	216062	AIR MANIFOLD ASSEMBLY	1	Fitted up to Engine No. CP.50000
	216374	AIR MANIFOLD ASSEMBLY	1	Fitted from Engine No. CP.50001
U2	149373	HOSE, air manifold to inlet manifold	6	Fitted up to Engine No. CP.50000
	152601	HOSE, air manifold to inlet manifold	6	Fitted from Engine No. CP.50001
U3	CJ3038	CLIP, hose attachment (Front and rear hose only)	4	
U4	214840	STAY, supporting air manifold	1	
U5	HU0706	SETSCREW - Stay to air manifold	2	
U6	WLO207	WASHER, lock - Stay to air manifold	2	
U7	HN2007	NUT - Stay to air manifold	2	
U8	HN2009	NUT - Stay to cylinder block	2	
U9	WLO209	WASHER, lock - Stay to cylinder block	2	
U10	149693	HOSE, air cleaner to air manifold	1	
U11	149306	BRACKET assembly, air cleaner support	1	
U12	HU0805	SETSCREW - Air cleaner support bracket to radiator stay	1	
U13	HN2008	NUT - Air cleaner support bracket to radiator stay	1	
U14	WLO208	WASHER, lock - Air cleaner bracket to radiator stay	1	
	308444	AIR CLEANER ASSEMBLY	1	
U15	N/S	SHELL		
U16	517408	ELEMENT	1	
U17	511833	RING, sealing	2	
U18	N/S	COVER		
U19	517410	NUT, nyloc, securing backplate	1	
U20	517411	INSULATOR, rubber	1	
U21	CS4052	CLIP, air cleaner to mounting bracket	1	
	627527	HOSE, air cleaner feed	2	} Fitted from Comm. No. CP.52894
	156401	CLIP assembly - Hose air cleaner feed	2	
	HBO506	BOLT, clip assembly	2	
	WPO005	WASHER, clip assembly	2	
	153282	STRAP ASSEMBLY, AIR CLEANER SUPPORT (For upper attachment parts see Grille Assembly, for lower attachment parts see centre nut on Air Cleaner)	1	

Note:- Items marked thus † are available on our Factory Exchange Unit Scheme

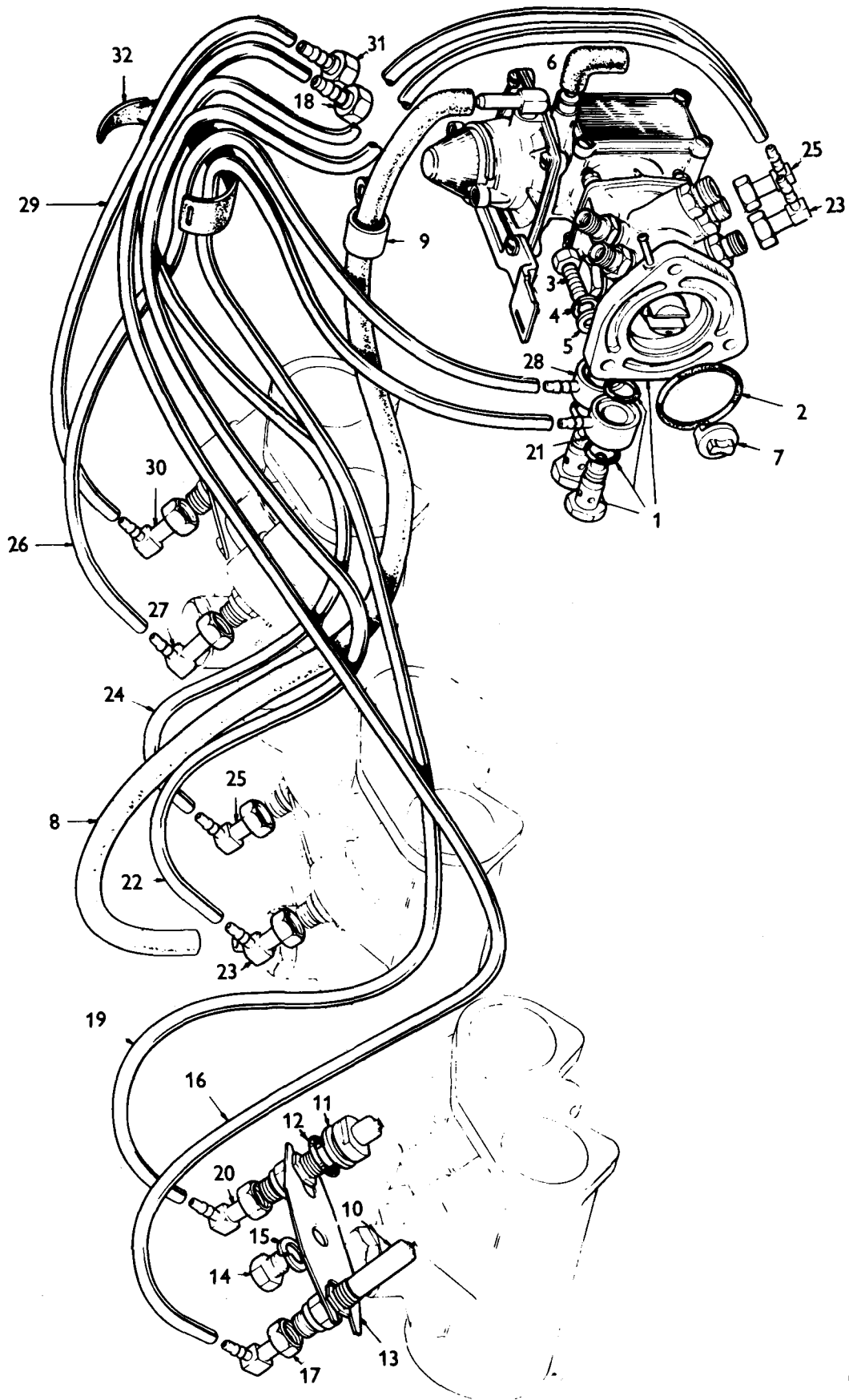


PLATE V

B1445

TR6

ENGINE
(PETROL INJECTION MODEL)

Plate No.	Part No.	Description	No. per unit	Remarks
V1	309154	METERING PUMP UNIT	1	Fitted up to Engine No. CP.52533
	312070	METERING PUMP UNIT	1	Fitted from Engine No. CP.52534 up to CP 53160
	312097	METERING PUMP UNIT	1	Fitted from Engine No. CP5316 up to CP 75314
	312529	METERING PUMP UNIT	1	Fitted from Eng No.75315 up to Eng No. CR 1 UE
	RKCO094	METERING PUMP UNIT	1	Fitted from CR 1 UE (1973)
	RKCO095	METERING PUMP UNIT (High Altitude)	1	
	519907	CONTROL ASSEMBLY	1	
	519854	SCREW assembly, control	1	
	519856	SPRING, calibration, inner and outer	1	
	519857	DIAPHRAGM	1	
	519858	BEARING, spherical	1	
	519859	SCREW, full load stroke	1	
	519860	SCREW, cam follower	1	
	519861	SHAFT AND ARM, pivot	1	
	519863	SPRING set, control arm	1	
	519864	SPRING, over fuel lever	1	
	519865	CAM follower	1	
	519866	DATUM track	1	
	519867	LINKAGE	1	
	519869	SPRING, cam follower	1	
	519870	SEAL, distributor control	1	
	519871	SUNDRY PARTS KIT	1	
	519908	METERING DISTRIBUTION ASSEMBLY	1	
	516917	'O' RING kit	1	
	518629	CONNECTION, outlet	4	Fitted up to Eng No CP. 75314
	521029	CONNECTION KIT, outlet	1	Fitted from Eng. No. CP.75315
	159386	'O' RING, inlet connection	1	
	518630	BOLT, banjo	1	
	517308	BANJO, firtree	1	
	518631	CONNECTION, inlet	1	Fitted up to Eng. No. CP. 75314
	521028	CONNECTION KIT, inlet	1	Fitted from Eng. No. CP.75315
	159489	'O' RING, inlet connection	1	
	519872	STRAINER	1	
	519873	ROTOR AND SLEEVE	1	
	519874	SCREW, cap	1	

Note:- Items marked thus † are available on our Factory Exchange Unit Scheme

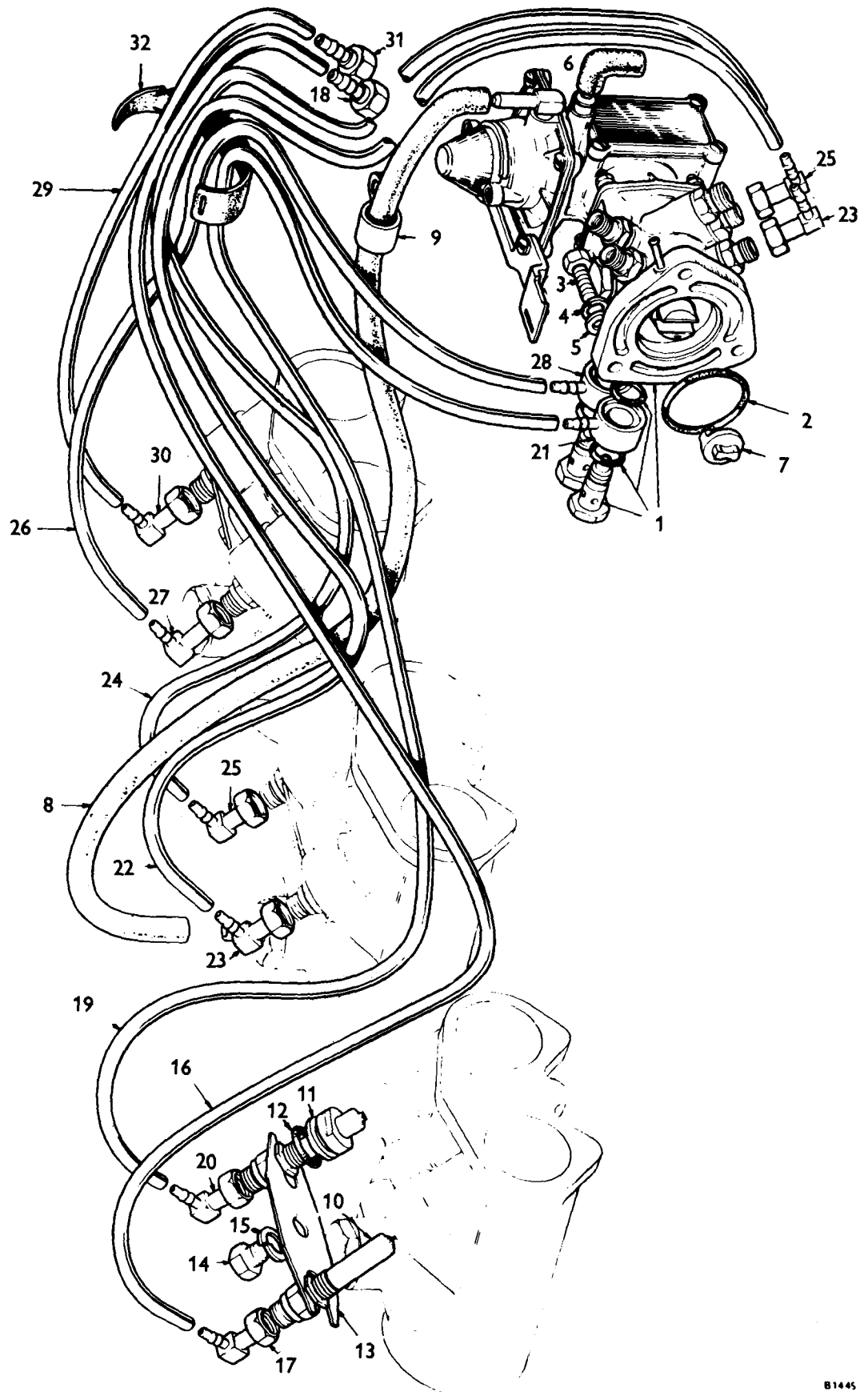


PLATE V

B1445

TR6

ENGINE
(PETROL INJECTION MODEL)

Plate No.	Part No.	Description	No.per Unit	Remarks
	519875	SCREW, countersunk	1	
	149595	COUPLING, drive	1	
	518495	WASHER, outlet sealing	1	Fitted up to Eng. No.
	518496	WASHER, inlet sealing	1	CP.75314
V2	149486	'O' RING, pump to pedestal	1	
V3	HU0707	SCREW, set-Metering pump to pedestal	3	
V4	WLO207	WASHER, lock-Metering pump to pedestal	3	
V5	WP0007	WASHER, plain-Metering pump to pedestal	3	
V6	148946	ELBOW, rubber, control to air inlet balance tube	1	
V7	149595	COUPLING, pump	1	
V8	149609	HOSE, metering, control to inlet manifold adaptor	1	
V9	514048	CLIP, hose attachment to rocker cover rear stud	1	
	157178	SHIM 0.002''-metering pump unit	A/R	Fitted from.....
V10	149512	INJECTOR NOZZLE ASSEMBLY (Inlet Manifold)	6	Fitted up to Engine No.
	157913	INJECTOR NOZZLE ASSEMBLY (Inlet Manifold)	6	Fitted from Engine No.
V11	516922	BLOCK, heat insulating c/w 'O' ring - Nozzle to manifold	6	
V12	149511	'O' RING - Nozzle to manifold	6	
V13	149308	PLATE, clamping, injectors - Securing injectors	3	
V14	HU0853	SCREW, set - Securing injectors	3	
V15	WLO208	WASHER, plain - Securing injectors	3	
		INJECTOR PIPES		
	149566	PIPE ASSEMBLY, No. 1	1	Fitted up to Eng. No. CR 1 HE
V16	UKCO351	PIPE ASSEMBLY, No. 1	1	Fitted from Eng. No. CR1HE
	517305	TUBE, 30 1/4 in. long - No. 1 injector pipe	1	Sold in yards
V17	517307	ELBOW - No. 1 injector pipe	1	
V18	517306	NIPPLE AND NUT - No. 1 injector pipe	1	
	149586	PIPE ASSEMBLY, No. 2	1	Fitted up to Eng. No. CR 1 HE
	UKCO361	PIPE ASSEMBLY, No. 2	1	Fitted from Eng. No. CR1HE

Note:- Items marked thus † are available on our Factory Exchange Unit Scheme

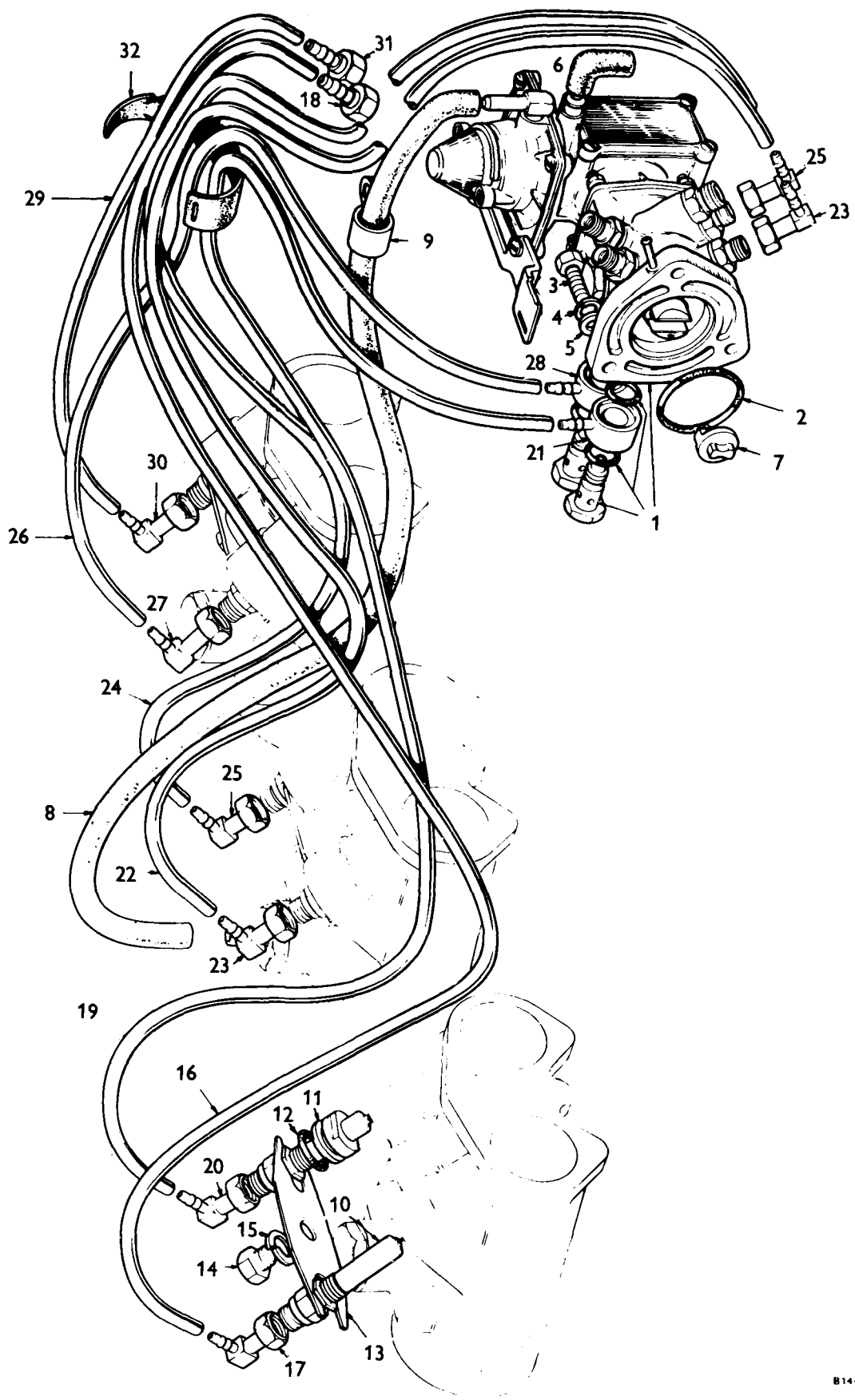


PLATE V

ENGINE
(PETROL INJECTION MODEL)

Plate No.	Part No.	Description	No. per Unit	Remarks
		INJECTOR PIPES (continued)		
V19	517305	TUBE, 31 in. long - No. 2 injector pipe	1	Sold in yards
V20	517307	ELBOW - No. 2 injector pipe	1	
V21	517308	BANJO - No. 2 injector pipe	1	
	149576	PIPE ASSEMBLY, No. 3	1	Fitted up to Eng.No.CR1HE
	UKC0371	PIPE ASSEMBLY, No. 3	1	Fitted from Eng. No.CR1HE
V22	517305	TUBE, 30 in. long - No. 3 injector pipe	1	Sold in yards
V23	517307	ELBOW - No. 3 injector pipe	2	
	149575	PIPE ASSEMBLY, No. 4	1	Fitted up to Eng.No.CR1HE
	UKC0372	PIPE ASSEMBLY, No. 4	1	Fitted from Eng. No.CR1HE
V24	517305	TUBE, 29 1/8 in. long - No. 4 injector pipe	1	Sold in yards
V25	517307	ELBOW - No. 4 injector pipe	2	
	149585	PIPE ASSEMBLY, No. 5	1	Fitted up to Eng.No.CR1HE
	UKC0362	PIPE ASSEMBLY, No. 5	1	Fitted from Eng. No.CR1HE
V26	517305	TUBE, 21 3/4 in. long - No. 5 injector pipe	1	Sold in yards
V27	517307	ELBOW - No. 5 injector pipe	1	
V28	517308	BANJO - No. 5 injector pipe	1	
	149565	PIPE ASSEMBLY, No. 6	1	Fitted up to Eng.No.CR1HE
	UKC0352	PIPE ASSEMBLY, No. 6	1	Fitted from Eng. No.CR1HE
V29	517305	TUBE, 20 1/4 in. long - No. 6 injector pipe	1	Sold in yards
V30	517307	ELBOW - No. 6 injector pipe	1	
V31	517306	NIPPLE AND NUT - No. 6 injector pipe	1	
V32	145891	CLIP, firtree, securing injector pipes	3	Fitted up to Eng.No.CR1HE
	148672	CLIP, Injector pipes	2	Fitted from Eng, No. CR 1 HE
	148673	CLIP, Injector pipes	3	

Note:- 5 yards of Tube No. 517305 will service on engine

Note:- Items marked thus † are available on our Factory Exchange Unit Scheme

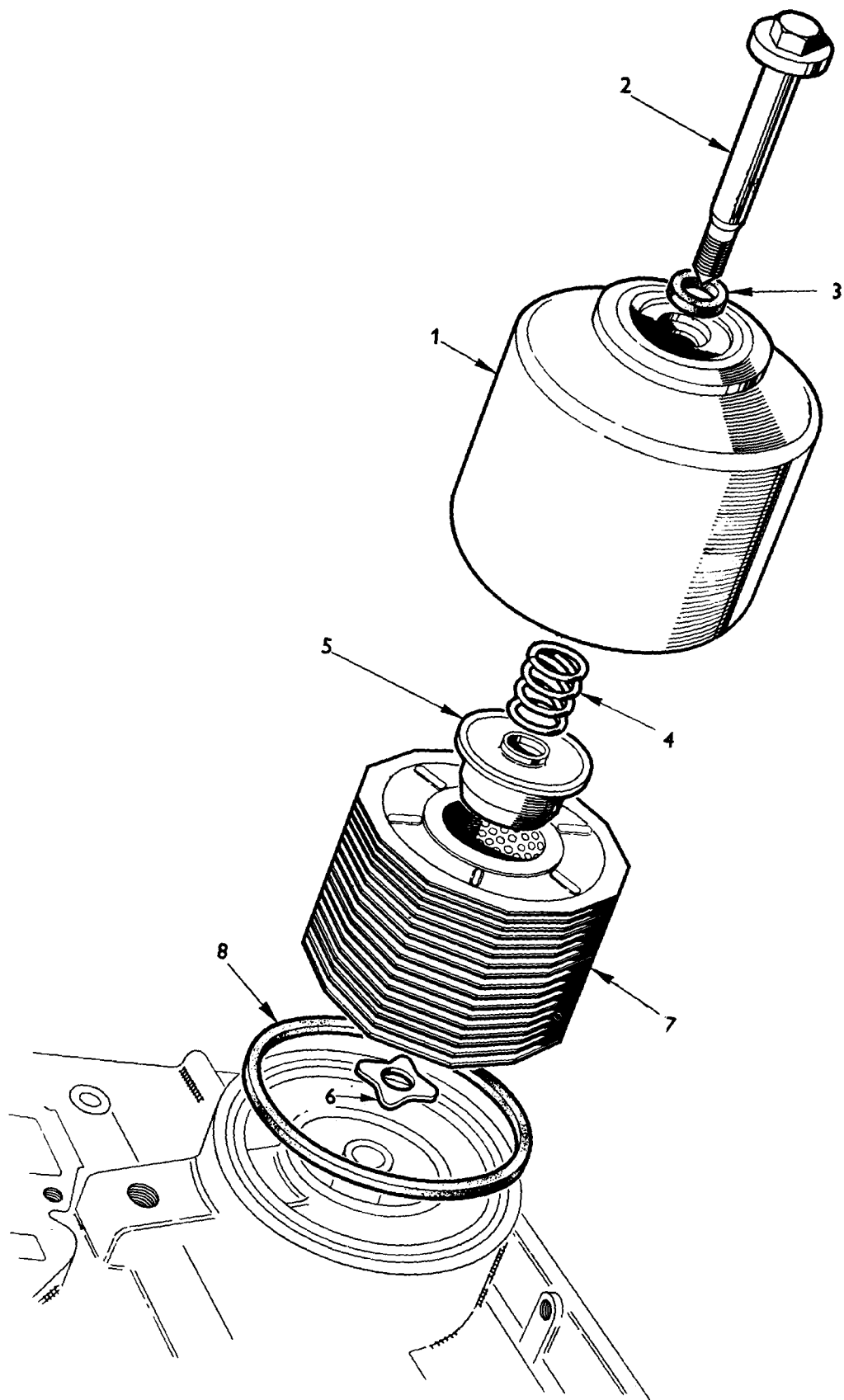


PLATE W

8996

TR6

ENGINE
(PETROL INJECTION MODEL)

Plate No.	Part No.	Description	No. per unit	Remarks
	129917	OIL FILTER ASSEMBLY (FULL FLOW)	1	
W1	510107	SHELL assembly	1	
W2	510108	BOLT, centre	1	
W3	510109	GASKET, bolt head	1	
W4	510110	SPRING, retaining element	1	
W5	510111	VALVE assembly	1	
W6	509883	CENTRALISER, element	1	
W7	129925	ELEMENT, filter	1	
W8	125531	RING, sealing	1	

Note:- Items marked thus † are available on our Factory Exchange Unit Scheme

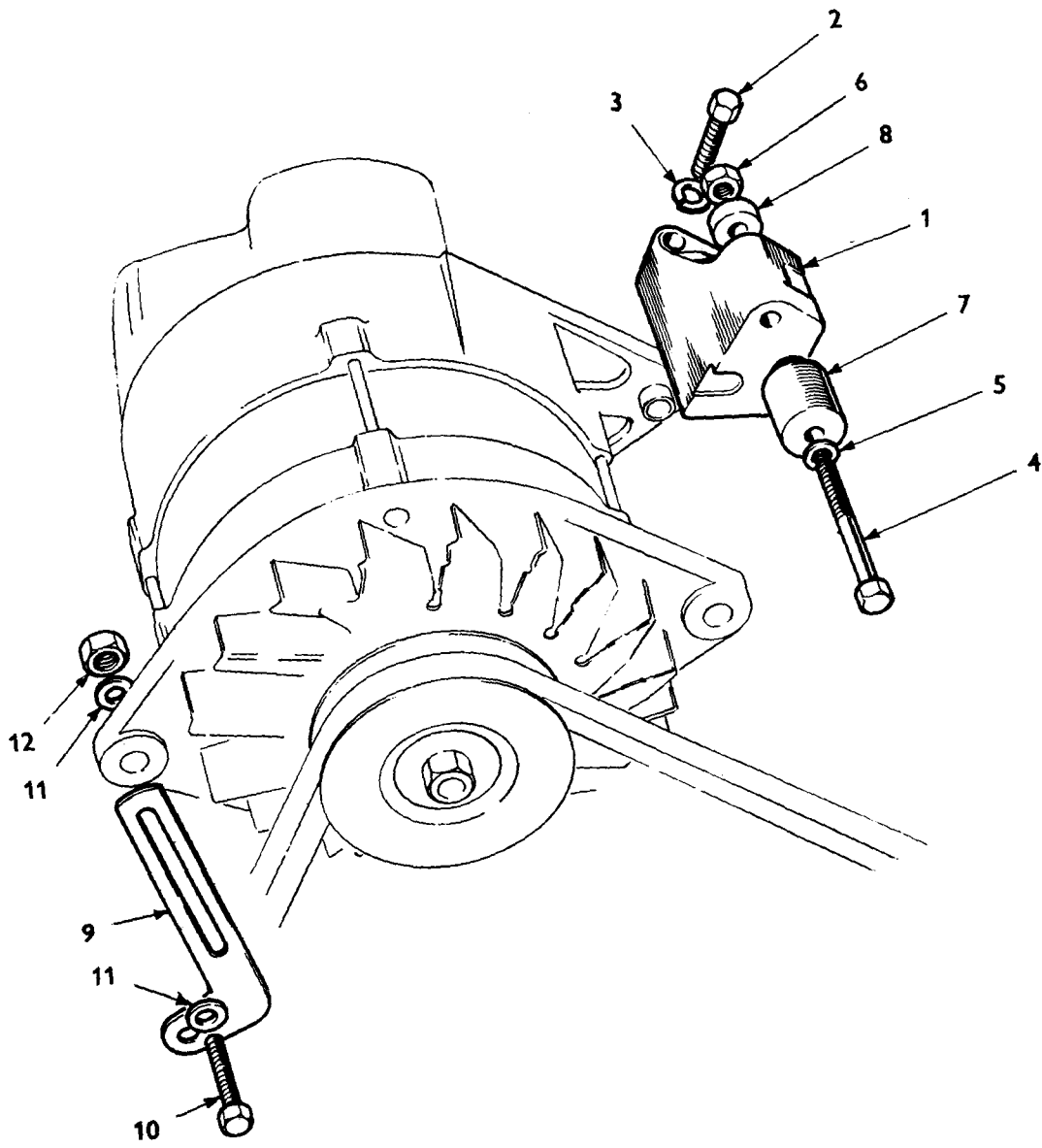


PLATE X

81429

TR6

ENGINE
(PETROL INJECTION MODEL)

Plate No.	Part No.	Description	No. per unit	Remarks
		ALTERNATOR MOUNTING		
X1	147899	BRACKET, alternator mounting	1	
X2	HU0808	SCREW, set - Alternator mounting bracket to cylinder block	2	
X3	WL0208	WASHER, lock - Alternator mounting bracket to cylinder block	2	
X4	HB0839	BOLT - Alternator to mounting bracket	1	
X5	WP0139	WASHER, plain - Alternator to mounting bracket	1	
X6	143802	NUT, 'cleveloc' - Alternator to mounting bracket	1	
X7	147472	SPACER, front - Alternator to mounting bracket	1	
X8	147902	PACKING, rear - Alternator to mounting bracket	1	
X9	147952	LINK, adjusting	1	
X10	HU0857	SCREW, set-Alternator to adjusting link	1	
X11	WP0017	WASHER, plain, Alternator to adjusting link	1	
X12	JN2158	NUT, jam - Alternator to adjusting link	1	
		IGNITION		
	128404	PLUG, sparking	6	
		H.T. LEADS		
	517479	ENGINE LEAD KIT	1	} Fitted up to Eng. No. CP. 54484
	149491	ENGINE LEAD ASSEMBLY, No. 1	1	
	149492	ENGINE LEAD ASSEMBLY, No. 2	1	
	149495	ENGINE LEAD ASSEMBLY, No. 3	1	
	149496	ENGINE LEAD ASSEMBLY, No. 4	1	
	149497	ENGINE LEAD ASSEMBLY, No. 5	1	
	149497	ENGINE LEAD ASSEMBLY, No. 6	1	
	520133	ENGINE LEAD KIT	1	} Fitted from Eng. No. CP. 54485
	157609	ENGINE LEAD ASSEMBLY No.1.	1	
	157626	ENGINE LEAD ASSEMBLY No.2.	1	
	157625	ENGINE LEAD ASSEMBLY No.3.	1	
	157624	ENGINE LEAD ASSEMBLY No.4.	1	
	157605	ENGINE LEAD ASSEMBLY No.5.	1	
	157611	ENGINE LEAD ASSEMBLY No.6.	1	
	149523	LEAD, coil to distributor	1	

Note:- Items marked thus † are available on our Factory Exchange Unit Scheme

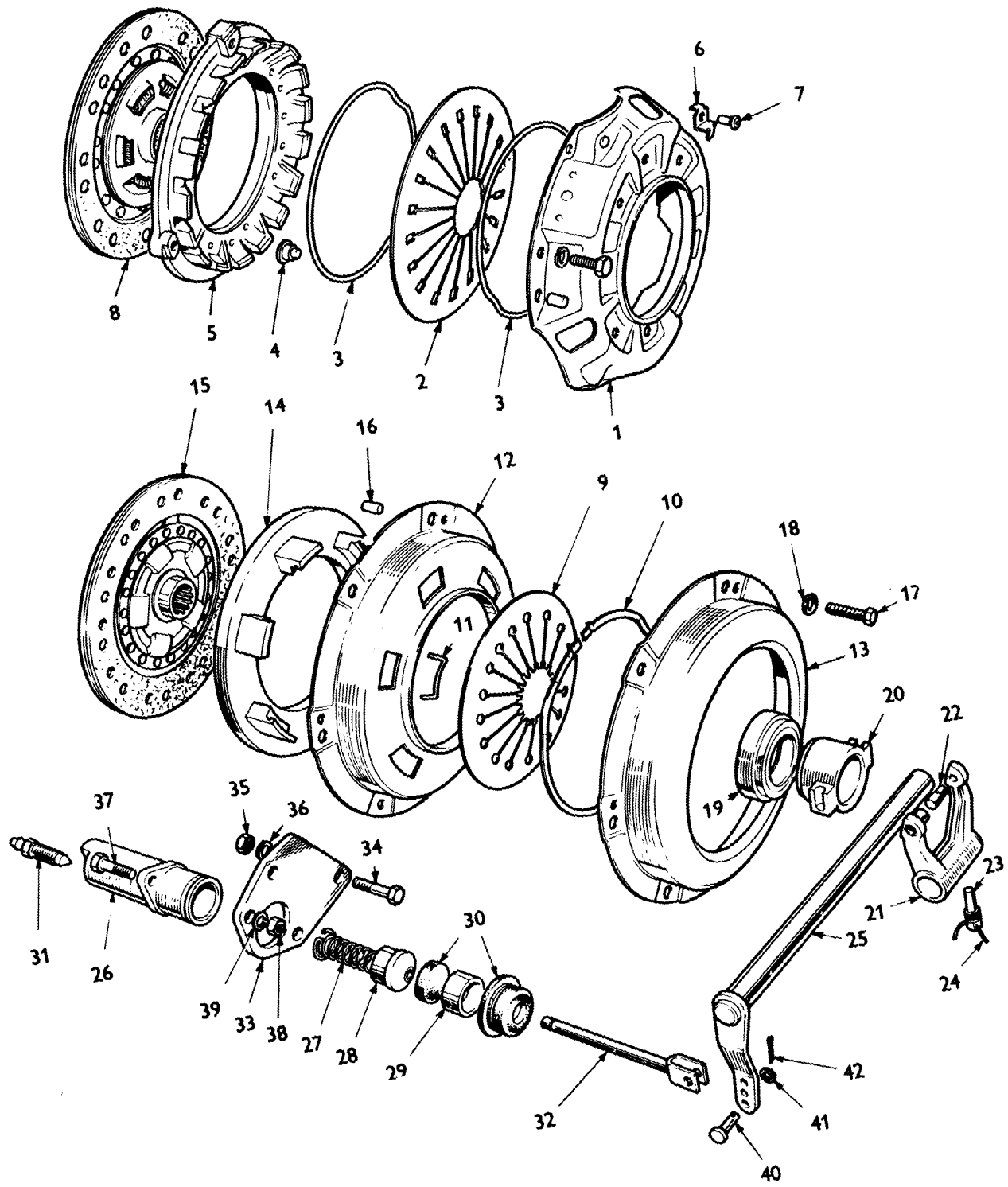


PLATE Y

B1426
TR.6 PL.

CLUTCH

Plate No.	Part No.	Description	No. per unit	Remarks
	214321	†CLUTCH COVER ASSEMBLY - BORG AND BECK	1	
Y1	515635	COVER AND STRAPS, sub assembly	1	
Y2	517084	SPRING, diaphragm	1	
Y3	515638	RING, diaphragm spring fulcrum	2	
Y4	515634	RIVET, shouldered	9	
Y5	N/S	PLATE, pressure		
Y6	515637	CLIP, retaining diaphragm spring on pressure plate	3	
Y7	514735	RIVET, clip and strap to pressure plate	3	
	N/S	RIVET, balance weight to cover		
	N/S	WEIGHT, balance, clutch cover		
Y8	148146	DRIVEN PLATE ASSEMBLY	1	} B & B clutch only
	517281	FACING, package	1	
	215422	†CLUTCH COVER ASSEMBLY - LAYCOCK	1	
Y9	517085	SPRING, diaphragm	1	
Y10	512343	RING, retaining	1	
Y11	512344	CLIP, spring, anti-rattle	2	
Y12	N/S	COVER, inner		
Y13	N/S	COVER, outer		
Y14	N/S	PLATE, pressure		
	156868	DRIVEN PLATE	1	Alternative to 148402 Laycock clutch only Alternative to 156868
Y15	148402	DRIVEN PLATE ASSEMBLY	1	
Y16	DP0411	DOWEL, locating clutch cover on flywheel	3	
Y17	HU0856	SCREW, set, clutch cover to flywheel	6	
Y18	WLO208	WASHER, lock, on set screw	6	
Y19	142465	CLUTCH THROW-OUT BEARING	1	
Y20	147858	SLEEVE, clutch throw-out	1	
	148189	BEARING, needle roller, clutch throw-out	1	
Y21	106022	CLUTCH OPERATING FORK	1	
Y22	100164	PIN, for fork	2	
Y23	56965	PIN, taper, fork to clutch shaft	1	Fitted up to
	158777	PIN, taper fork to clutch shaft	1	Fitted from
Y24	30047	WIRE, locking taper pin	1	

Note:- Items marked thus † are available on our Factory Exchange Unit Scheme

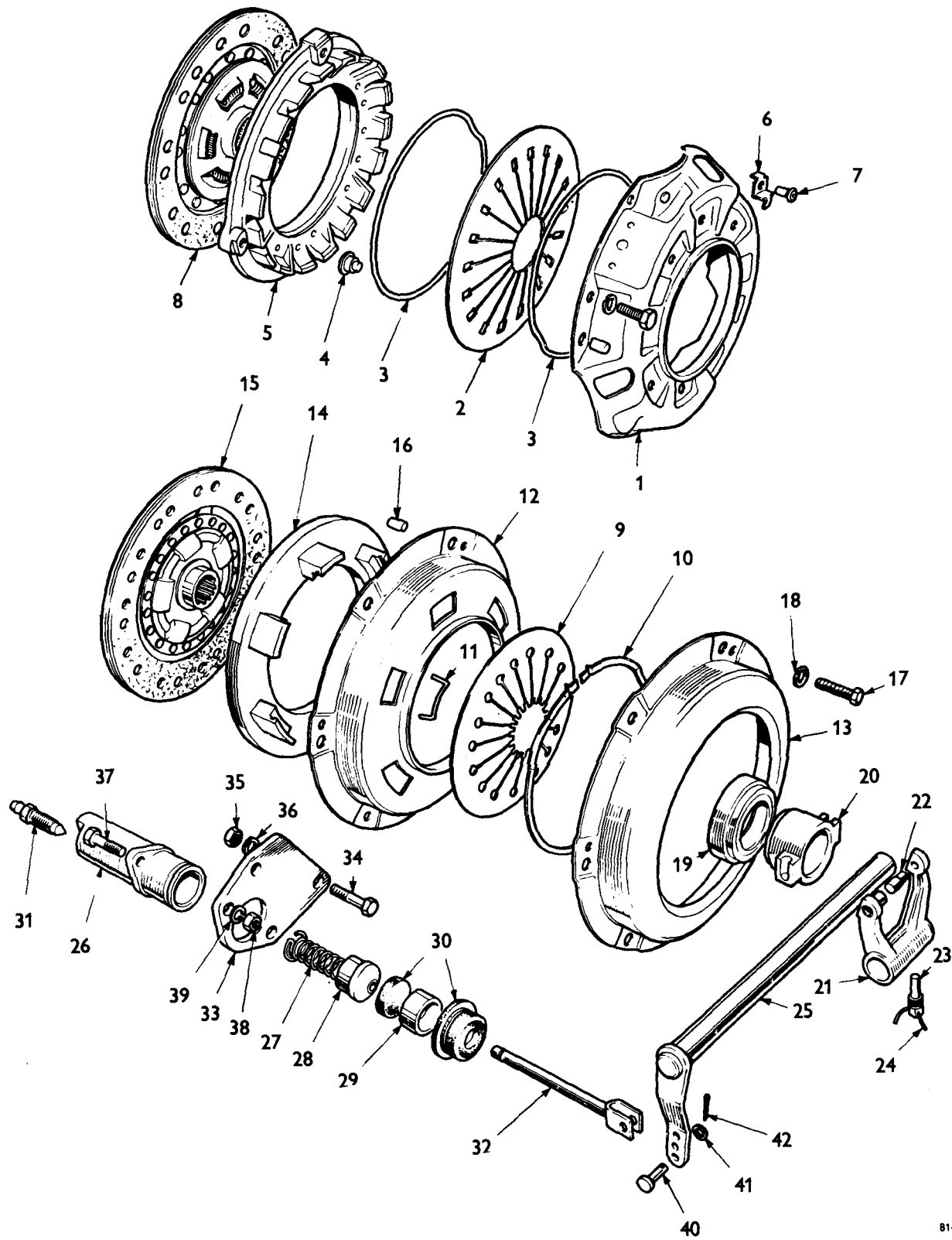


PLATE Y

B1426
TR. & PL.

CLUTCH

Plate No.	Part No.	Description	No. per unit	Remarks
Y25	136354	CLUTCH OPERATING SHAFT ASSEMBLY	1	
	144578	SPRING, clutch shaft	1	
	211060	CLUTCH SLAVE CYLINDER ASSEMBLY (1 in.)	1	
Y26	N/S	BODY, slave cylinder		
Y27	513954	SPRING, return	1	
Y28	513952	CUP, filler	1	
Y29	513951	PISTON, slave cylinder	1	
	513953	CUP, spreader	1	
Y30	513390	SERVICE KIT	1	
Y31	501207	SCREW, bleed	1	
	513955	BOOT	1	
Y32	138572	ROD, push, assembly	1	
Y33	136353	BRACKET, mounting	1	
Y34	HB0813	BOLT - Mounting bracket to gearbox and rear engine plate	2	
Y35	HN2008	NUT - Mounting bracket to gearbox and rear engine plate	2	
Y36	WL0208	WASHER, lock - Mounting bracket to gearbox and rear engine plate	2	
Y37	HB0809	BOLT - Slave cylinder to mounting bracket	2	
Y38	HN2008	NUT - Slave cylinder to mounting bracket	2	
Y39	WL0208	WASHER, lock - Slave cylinder to mounting bracket	2	
Y40	PJ8808	PIN, clevis - Slave cylinder push rod to clutch operating lever	1	
Y41	WP0008	WASHER, plain - Slave cylinder push rod to clutch operating lever	1	
Y42	PC0009	PIN, cotter - Slave cylinder push rod to clutch operating lever	1	

Note:- Items marked thus † are available on our Factory Exchange Unit Scheme

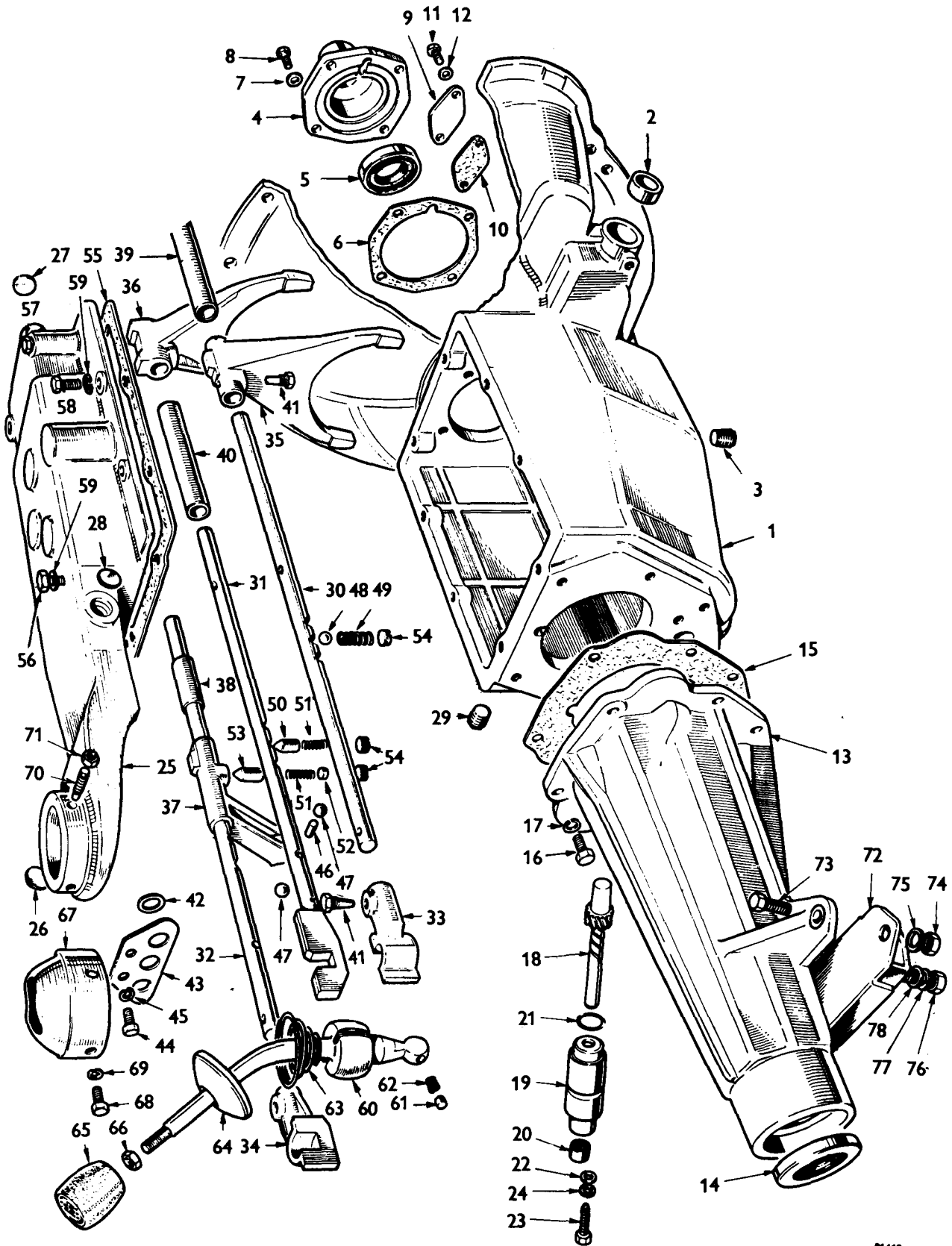


PLATE Z

GEARBOX

Plate No.	Part No.	Description	No. per unit	Remarks
	516642 x	GEARBOX UNIT (LESS GEAR LEVER)	1	UKC 813.
	UKC0815 ✓	GEARBOX UNIT-(LESS GEAR LEVER)	1	U.S.A. Only UKC 2027
	517391 ✓	GEARBOX UNIT - RECONDITIONED (LESS LEVER AND KNOB)	1	
	UKC0819 ✓	GEARBOX UNIT-RECONDITIONED (LESS GEAR LEVER)	1	U.S.A. Only
	516643 x	GEARBOX UNIT - Overdrive (LESS GEAR LEVER AND GEARBOX EXTN.)	1	UKC 814 - UKC 816.
	UKC0816 ✓	GEARBOX UNIT-Overdrive (LESS GEAR LEVER)	1	U.S.A. Only
	517392 ✓	GEARBOX UNIT - Overdrive - RECONDITIONED (LESS GEAR LEVER AND GEARBOX EXTN.)	1	
	UKC0820	GEARBOX UNIT-Overdrive RECONDITIONED LESS GEAR LEVER	1	U.S.A. Only Never stocked
	515121 ✓	GEARBOX GASKET SET	1	
Z1	210622 ✓	GEARBOX AND CLUTCH HOUSING ASSEMBLY	1	
Z2 ✓	137651	BUSH, clutch housing	2	
Z3 ✓	114774	PLUG, drain, in bottom of gearbox	1	Alternative to 155660
	155660	PLUG, magnetic drain	1	Alternative to 114774
Z4 ✓	100157	FRONT END COVER	1	
Z5 ✓	141756	SEAL, in front end cover	1	
Z6 ✓	59537	GASKET - Front end cover to gearbox	1	
Z7 ✓	114034	WASHER - Front end cover to gearbox	4	
Z8 ✓	155541	SCREW, locwel - Front end cover to gearbox	4	
Z9 ✓	55773	COVER, countershaft end	1	
Z10 ✓	55774	GASKET - Countershaft end cover to gearbox	1	
	501651	WELLSEAL, jointing compound - Gasket countershaft end cover to gearbox	A/R	
Z11 ✓	155542	SCREW, set, locwel - Countershaft end cover to gearbox	2	
Z12 ✓	114034	WASHER, plain - Countershaft end cover to gearbox	2	
Z13 ✓	305048	GEARBOX EXTENSION	1	
Z14 ✓	146129	SEAL, oil, in rear of extension	1	
Z15 ✓	132465	WASHER, paper, extension to gearbox	1	
Z16 ✓	HU0858	SCREW, set - Extension to gearbox	5	
	HB0866	BOLT - Extension to gearbox	1	
Z17 ✓	WL0208	WASHER, lock - Extension to gearbox	6	

RE-TYPE
AS
COPY.

Note:-Items marked thus † are available on our Factory Exchange Unit Scheme

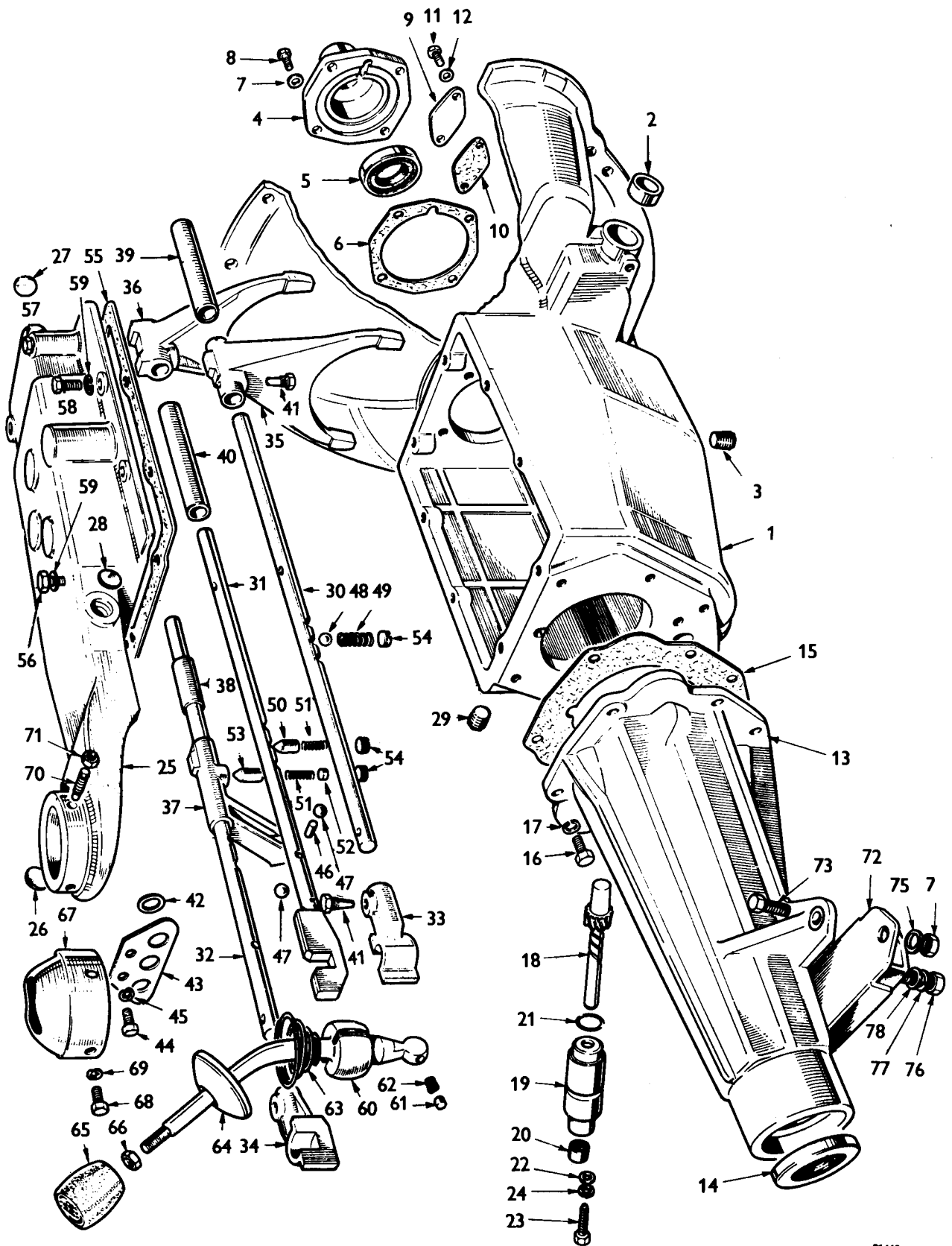


PLATE Z

GEARBOX

Plate No.	Part No.	Description	No. per unit	Remarks
		GEARBOX EXTENSION - continued		
	✓ 157644	STRAP, steady - Gearbox	1	
	✓ WPO021	WASHER, plain,)Securing Strap Steady	1	
	✓ 131690	SPACER)to Gearbox Extension	1	
✓ HB 1117	✓ (HB1115)	BOLT)	1	
	✓ 158574	PIN, Locating (oversize)1 off or 2 off A/R		
		SPEEDO DRIVEN GEAR AND BEARING		
Z18	✓ 147965	GEAR, speedo driven	1	
Z19	✓ 146542	BEARING, speedo complete with oil seal and 'O' ring	1	
Z20	✓ 108757	SEAL, oil	1	
Z21	✓ 147751	'O' RING	1	
Z22	✓ 146541	WASHER	1	
Z23	✓ 107746	SCREW, locking - Bearing to extension	1	
Z24	✓ WLO208	WASHER, lock - Bearing to extension	1	
	✓ 516648 ✓	TOP COVER ASSEMBLY - Normal	1	} U.S.A. markets only 520331
	516649 x	TOP COVER ASSEMBLY - Overdrive	1	
	✓ 516259 x	TOP COVER ASSEMBLY - Normal	1	} 516648 All markets except U.S.A. Fitted up to
	516260 x	TOP COVER ASSEMBLY - Overdrive 516649	1	
	520320 x	TOP COVER ASSEMBLY - Normal Condition 520556	1	} Fitted up to U.S.A. Markets (Warning Device) 520558
	✓ 520332 x	TOP COVER ASSEMBLY - Overdrive Cond.	1	
	520556 x	TOP COVER ASSEMBLY - Normal) Warning	1	} U.S.A. Markets only Fitted from U.K.C. 5114 ✓ U.S.S.I.S. ✓
	520558 x	TOP COVER ASSEMBLY - Overdrive) Device	1	
	520319 x	TOP COVER ASSEMBLY - Normal U.K.C. 5112	1	} 5114 Fitted from U.S.S.I.S. ✓ 5115 ✓..... Markets except USA
	✓ 520331 x	TOP COVER ASSEMBLY - Overdrive U.K.C. 5113	1	
Z25	✓ (518362) ✓	COVER, top, complete with plugs	1	Fitted up to CD 48491
	✓ 307109 ✓	COVER, top, complete with plugs	1	Fitted from CD 48492
	✓ 158462 ✓	COVER, top, complete with plugs (Normal)	1	U.S.A. markets (Warning Device)
	✓ 158461 ✓	COVER, top, complete with plugs (Overdrive)	1	U.S.A. markets (Warning Device)
Z26	✓ 104449	PLUG, interlock, side of top cover - Welch plugs	1	

RE-TYPE AS COPY

U.K.C. 5114

Note:- Items marked thus † are available on our Factory Exchange Unit Scheme

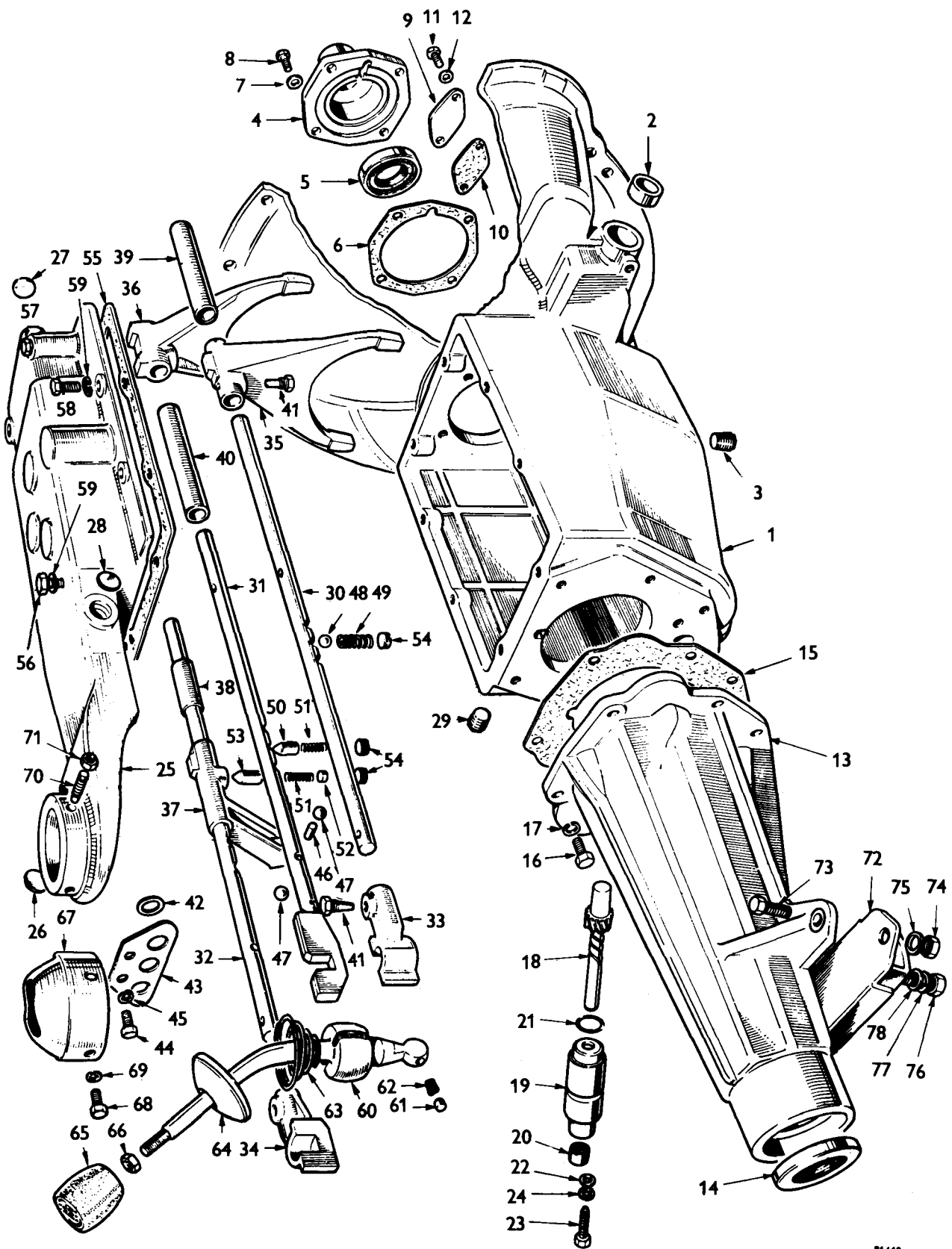


PLATE Z

81419

TR6

GEARBOX

Plate No.	Part No.	Description	No. per unit	Remarks
		TOP COVER ASSEMBLY - continued.		
Z27	✓ 104449	PLUG, selector shafts - Welch plugs	3	
Z28	✓ 54505	PLUG, sides of top cover - Welch plugs	2	
	✓ 501258	WASHER, Copper	1	} For blanking of redundant hole in G/B top cover
	✓ 108114	PLUG, Blanking	1	
Z29	✓ 114774	PLUG, oil filler and level	1	} up to comm no CC 78520
Z30	✓ 128066	SHAFT, selector - 1st and 2nd	1	
	✓ 158464	SHAFT, selector 1st and 2nd	1	} From comm no CC 78521
	✓ 105788	ROLLER, interlock	1	
✓ UKC 930	(127380) x	SWITCH, seat belts UKC 930	1	} U.S.A. Markets only Warning Device condition
	✓ UKC0930	SWITCH	1	
	✓ 502146	WASHER, packing	A/R	} Fitted up to Fitted from
Z31	✓ 129986	SHAFT, selector - 3rd and top	1	
	✓ 156373	SHAFT, selector, 3rd and top, over drive	1	Fitted from C.D. 48492.
Z32	✓ 132389	SHAFT, selector - Reverse	1	
Z33	✓ 127386	SELECTOR - 1st and 2nd	1	
Z34	✓ 127385	SELECTOR - Reverse	1	
Z35	✓ 128067	FORK, selector - 1st and 2nd	1	
Z36	✓ 127387	FORK, selector - 3rd and top	1	
Z37	✓ 129780	ACTUATOR, reverse	1	
Z38	✓ 129779	SLEEVE, reverse shaft	1	Fitted up to C.D. 48491
	✓ 209902	SLEEVE, reverse	1	Fitted from C.D. 48492.
Z39	✓ 128063	SLEEVE, 1st and 2nd shaft	1	
Z40	✓ 117811	SLEEVE, 3rd and top shaft	1	
Z41	✓ 122653	SCREW, taper, securing selectors and forks to shaft	5	
Z42	✓ 106050	RING, sealing, selector shaft	3	
Z43	✓ 106051	PLATE, cover, over sealing ring	1	
Z44	✓ HU0704	SCREW, set - Cover plate to top cover	2	
Z45	✓ WL0207	WASHER, lock - Cover plate to top cover	2	
Z46	✓ 105788	ROLLER, interlock - Fitted in top cover	1	
Z47	✓ BL0024	BALL, interlock - Fitted in top cover	2	} Fitted up to Gearbox No. CD23951
Z48	✓ BL0024	BALL, selector shaft, 1st and 2nd gear	1	
Z49	✓ 101236	SPRING, ball	1	
Z50	✓ 106481	PLUNGER, selector shaft, 3rd and top	1	
Z51	✓ 106489	SPRING, plunger	1	

Note:- Items marked thus † are available on our Factory Exchange Unit Scheme

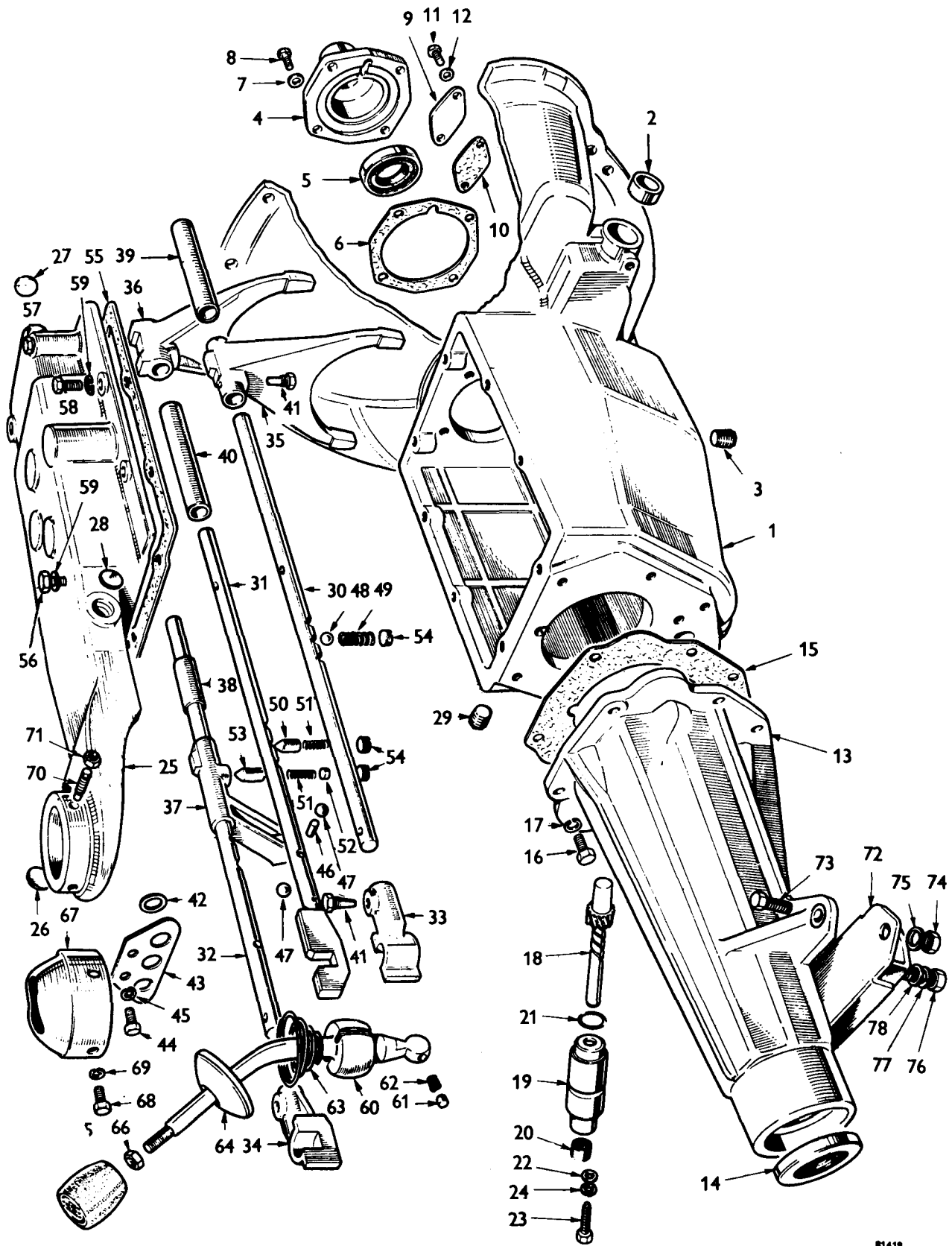


PLATE Z

01419
TR6

GEARBOX

Plate No.	Part No.	Description	No. per Unit	Remarks
		TOP COVER ASSEMBLY - continued.		
	✓ BLO024	BALL, selector shaft, 1st, 2nd, 3rd and top gears	2	} Fitted from gearbox No. CD22094 on 3rd and top selector rails and Gearbox No. CD23952 on 1st and 2nd selector rails
	✓ 155632	SPRING, detent, 1st, 2nd, 3rd and top gears	2	
Z52	✓ 109401	PIECE, distance, plunger	1	
Z53	✓ 136990	PLUNGER, reverse selector	1	
	✓ 106489	SPRING, reverse plunger	1	
	✓ 109401	PIECE, distance, selector shaft plunger - Reverse	1	
Z54	✓ 108166	PLUG, retaining spring	3	Fitted up to C.D. 4.8.491
	✓ 156665	PLUG, bucket	3	Fitted from C.D. 4.8.492
Z55	✓ 105758	WASHER, joint, top cover	1	
Z56	✓ HB0873	BOLT - Top cover to casing	2	
Z57	100072	BOLT - Top cover to casing	2	
Z58	✓ 56370	SCREW, set - Top cover to casing	4	
Z59	✓ WL0208	WASHER, lock - Top cover to casing	8	
Z60	✓ 148095	CHANGE SPEED LEVER ASSEMBLY	1	
Z61	✓ 112424	PLUNGER - In ball end	1	
Z62	✓ 137988	SPRING - In ball end	1	
Z63	✓ 145796	SPRING - Fitted under cap MSW/MSW	1	Fitted up to C.D. 51.9.06
	✓ 158984	SPRING, Conical, Change speed lever	1	Fitted from C.D. 51.9.07
Z64	✓ 112442	RETAINER, spring - Fitted under cap	1	
Z65	✓ 148870	KNOB, gear lever	1	U.S.A. markets only
	154985 (131246) x	KNOB, gear lever 154985	1	All markets except U.S.A. Fitted up to Comm No CP 53853
	✓ 156138	KNOB, gear lever	1	} All markets except U.S.A. Fitted from Comm. No CP 53854
	✓ 508422	NUT, jam, gear lever knob	1	
	✓ 154238	KNOB, gear lever	1	Special Orders only
Z66	✓ 506157	NUT, jam - For knob	1	
Z67	✓ 140816	CAP, changespeed lever	1	Fitted up to C.D. 4.8.491
	✓ 156460	CAP, change speed lever	1	Fitted from C.D. 4.8.492
Z68	✓ HU0703	SCREW, set - Cap to top cover	1	
Z69	✓ WL0207	WASHER, lock - Cap to top cover	1	
Z70	✓ 141984	PIN, locating - Gear lever to top cover	2	Fitted up to C.D. 4.8.491
	✓ 156408	PIN, locating, gear lever to top cover	2	Fitted from C.D. 4.8.492
Z71	✓ JN2108	NUT, jam - Gear lever to top cover	2	Fitted up to C.D. 4.8.491
	✓ 709329	GROMMET, lower - Gear lever	1	

Note:- Items marked thus † are available on our Factory Exchange Unit Scheme

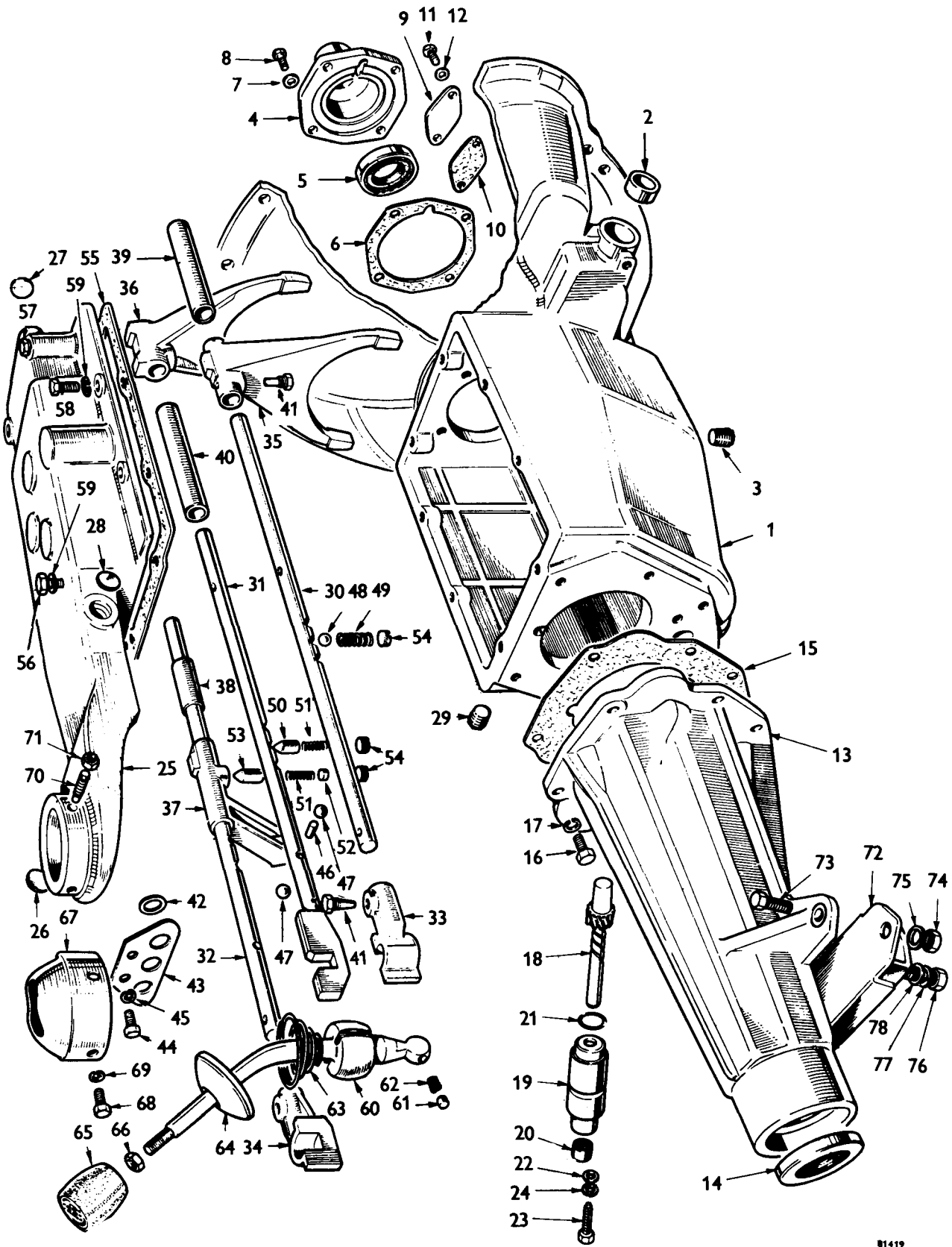


PLATE Z

81419
TR6

GEARBOX

Plate No.	Part No.	Description	No. per Unit	Remarks
	622381 ✓	TOP COVER ASSEMBLY- continued... GAUNTLET, gear lever - Complete assembly (incorporating Part No. 709328 grommet upper)	1	Black
		GEARBOX ATTACHMENT DETAILS		
	HB0811 ✓	BOLT - Gearbox to engine attachment	8	
	WLO208	WASHER, lock - Gearbox to engine attachment	8	
	HN2008 ✓	NUT - Gearbox to engine attachment	8	
	HN2008 ✓	NUT - Gearbox to engine attachment	3	
	WLO208 ✓	WASHER, lock - Gearbox to engine attachment	3	
	132872 ✓	BOLT, dowel - Gearbox to engine attachment	3	
	WLO209 ✓	WASHER, lock - Gearbox to engine attachment	2	
	HN2009 ✓	NUT - Gearbox to engine attachment	2	
Z72	104086 ✓	REAR ENGINE MOUNTING	1	Fitted up to Comm.No CF1
	150403 ✓	REAR ENGINE MOUNTING	1	Fitted from Comm.No CF1
Z73	HB1112 ✓	BOLT - Engine mounting to gearbox extension	2	
Z74	HN2011 ✓	NUT - Engine mounting to gearbox extension	1	Fitted up to Comm.No CF1
	HN2008 ✓	NUT - ENGINE MOUNTING to gearbox ext.	1	Fitted from Comm.No CF1
Z75	WLO211 ✓	WASHER, lock - Engine mounting to gearbox extension	2	Fitted up to Comm.No CF1
	WLO208 ✓	WASHER, Lock engine mounting to G/B ext.	2	Fitted from Comm.No. CF1
Z76	HN2010 ✓	NUT - Engine mounting to crossmember	2	
Z77	WLO210 ✓	WASHER, lock - Engine mounting to crossmember	2	
Z78	WP0010 ✓	WASHER, plain - Engine mounting to crossmember	2	

Note:- Items marked thus † are available on our Factory Exchange Unit Scheme

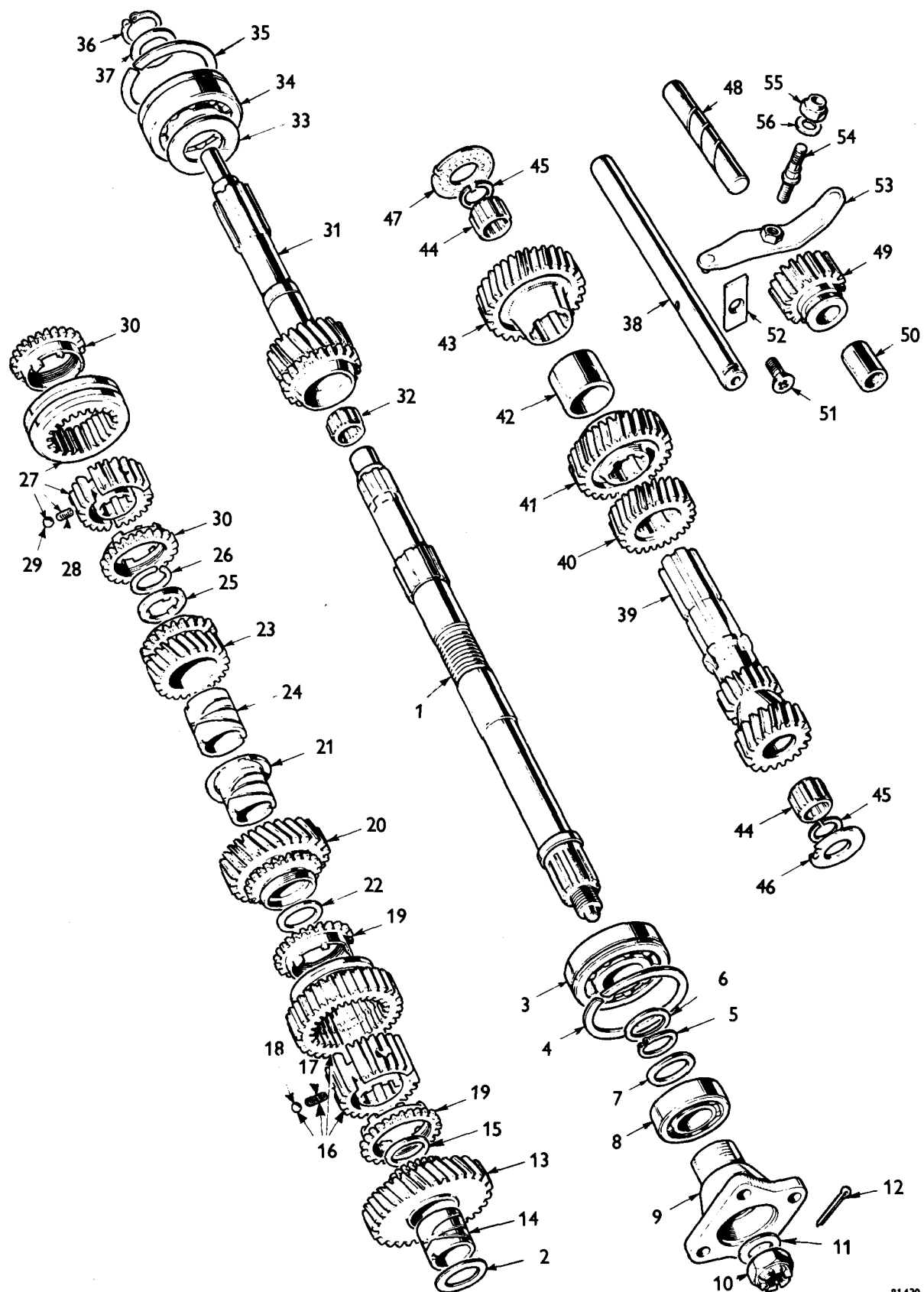


PLATE AA

GEARBOX

Plate No.	Part No.	Description	No. per unit	Remarks
	✓ 216868	MAINSHAFT UKC 1933	0/D 1	Overdrive only. Fitted from Gearbox No. CD21769
	✓ 208052	MAINSHAFT ✓	0/D 1	Overdrive only. Fitted up to Gearbox No. CD20281
	216245	MAINSHAFT UKC 1933	0/D 1	Overdrive only. Fitted from Gearbox No. CD20282 to CD21768
AA1	✓ 208051	MAINSHAFT ✓	1	Fitted up to Gearbox No. CD20281
	✓ 216393	MAINSHAFT TKC 0824	1	Fitted from Gearbox No. CD20282 to CD21768
	✓ 216866	MAINSHAFT TKC 0824	1	Fitted from Gearbox No. CD21769
AA2	✓ 116496	WASHER, between 1st gear and bearing	1	
AA3	✓ 58391	BEARING, main shaft, centre	1	
AA4	✓ 58955	CIRCLIP, locating bearing in casing	1	
AA5	✓ 58956	CIRCLIP, retaining bearing on shaft	1	
AA6	✓ 59443	WASHER, between circlip and bearing	1	
AA7	✓ 58949	WASHER - Mainshaft, rear	1	
AA8	✓ SP. 75.G	BEARING - Mainshaft, rear	1	
AA9	✓ 58948	FLANGE, mainshaft	1	
AA10	✓ 57868	NUT, slotted - Flange to mainshaft	1	Alternative to 157642
AA11	✓ WP0024	WASHER, plain - Flange to mainshaft	1	
	✓ 157642	NUT, nyloc, flange to mainshaft	1	Alternative to 57868 and WP.0024
AA12	✓ PC0012	PIN, split - Flange to mainshaft	1	
AA13	✓ 128100	GEAR, 1st speed	1	Fitted up to Gearbox No. CD20281
	✓ 152770	GEAR, 1st speed 33 teeth	1	Fitted from Gearbox No. CD20282 up to ①.....
	✓ 152803	GEAR, 1st speed 32 teeth	1	Fitted from ②.....
AA14	✓ 129940	BUSH, 1st speed	1	
AA15	✓ 129941	WASHER, between 1st gear and mainshaft A/R - .118 in.		
AA15	✓ 129942	WASHER, between 1st gear and mainshaft A/R - .121 in.		
AA15	✓ 129943	WASHER, between 1st gear and mainshaft A/R - .124 in.		
AA15	✓ 129944	WASHER, between 1st gear and mainshaft A/R - .127 in.		
	✓ 155951	WASHER, thrust, mainshaft and 1st gear A/R		

REF TYPE AS COPY

only CD numbers -

Note:- Items marked thus † are available on our Factory Exchange Unit Scheme

① CD 51162
- CC 89816

② CD 51163
- CC 89817

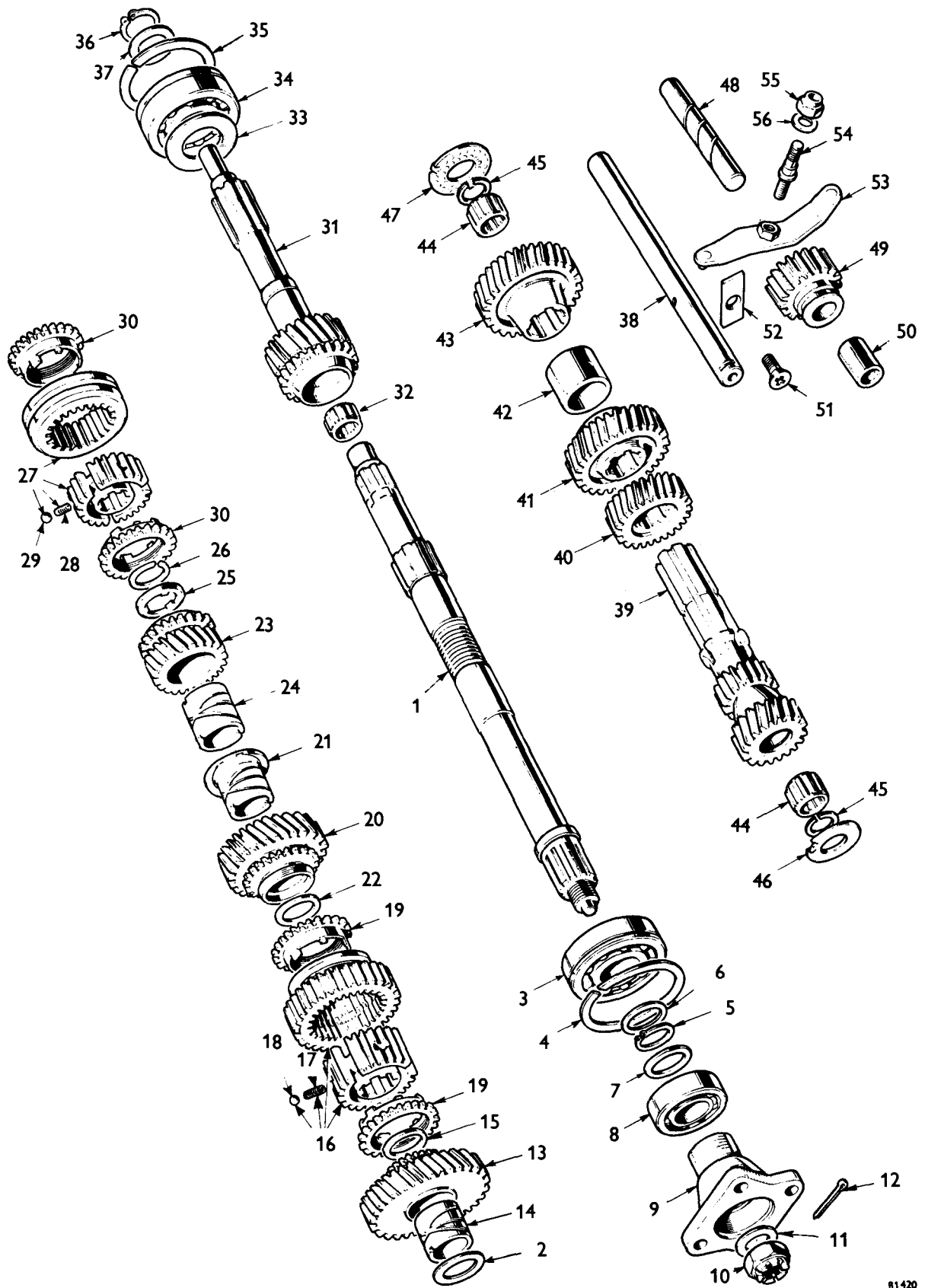





PLATE AA

81420
TRG

GEARBOX

Plate No.	Part No.	Description	No. per Unit	Remarks
		MAINSHAFT (continued)		
AA16	✓ 515650 ✓	HUB, synchro, assembly, 1st and 2nd	1	} Fitted up to Gearbox No. CD 19740
AA17	✓ 122075	SPRING - Fitted in 1st and 2nd synchro hub	3	
AA18	✓ BL0016 ✓	BALL, fitted in 1st and 2nd synchro hub	3	
	✓ 153843 ✓	HUB, synchro assembly, 1st and 2nd	1	} Fitted from Gearbox No. CD19741
	✓ 153318	SPRING - Fitted in 1st and 2nd synchro hub	3	
	✓ BL0016	BALL - Fitted in 1st and 2nd synchro hub	3	
AA19	✓ 113431	CUP, synchro, 1st and 2nd	2	
AA20	✓ 105629 ✓	GEAR, 2nd speed	1	Fitted up to Gearbox No. CD20281
	✓ 152771 ✓	GEAR, 2nd speed	1	Fitted from Gearbox No. CD20282 up to Gearbox No. CD 30646
	✓ 216802 ✓	GEAR, 2nd speed	1	Fitted from Gearbox No. CD 30647. 
AA21	✓ 129939	BUSH, 2nd speed gear	1	
AA22	✓ 129941	WASHER, between 2nd gear and mainshaft A/R - .118 in.		
AA22	✓ 129942	WASHER, between 2nd gear and mainshaft A/R - .121 in.		
AA22	✓ 129943	WASHER, between 2nd gear and mainshaft A/R - .124 in.		
AA22	✓ 129944	WASHER, between 2nd gear and mainshaft A/R - .127 in.		
AA23	✓ 105630 ✓	GEAR, 3rd speed	1	Fitted up to Gearbox No. CD20281
	✓ 152772 ✓	GEAR, 3rd speed	1	Fitted from Gearbox No. CD20282
AA24	✓ 129940	BUSH, in 3rd speed gear	1	
AA25	156136	WASHER Retaining 3rd speed gear on mainshaft	1	Alternative to 157054 
	✓ 157054	WASHER, retaining 3rd speed gear on mainshaft	1	Alternative to 156136 
AA26	✓ 55707	CIRCLIP - Retaining 3rd speed gear on mainshaft	1	
AA27	✓ 509649 ✓	SLEEVE, synchro and operating, assembly	1	} Fitted up to Gearbox No. CD19740
AA28	✓ 122075	SPRING, 3rd and top	3	
AA29	✓ BL0016	BALL	3	

Note:- Items marked thus † are available on our Factory Exchange Unit Scheme

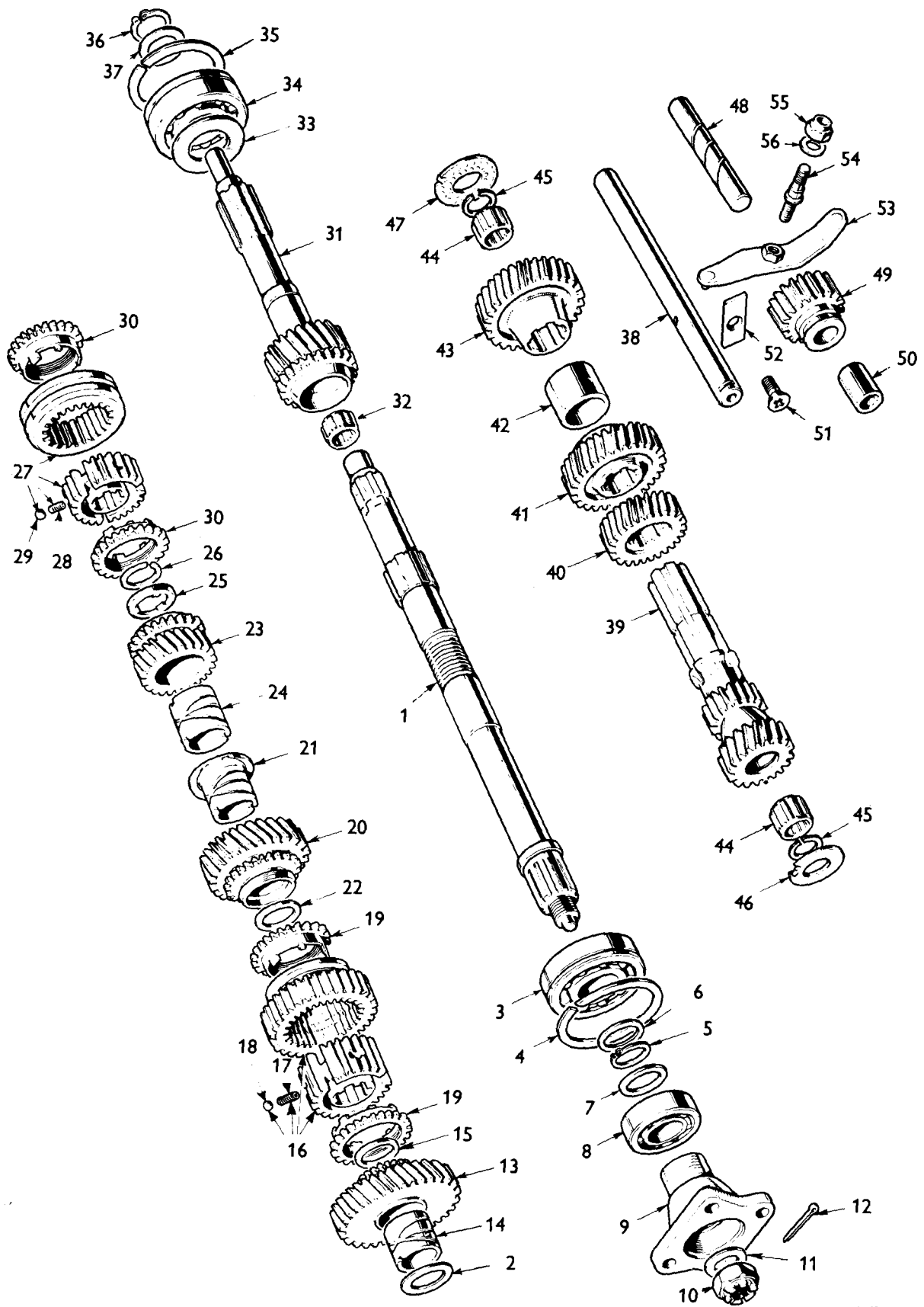


PLATE AA

GEARBOX

Plate No.	Part No.	Description	No. per unit	Remarks
✓ 153844	(518857) X	MAINSHAFT (continued)	1	153844 ✓ Fitted from Gearbox No. CD19741
	✓ 153318	SLEEVE, synchro and operating, assembly	3	
		SPRING, 3rd and top gear	3	
AA30	✓ 8L0016	BALL - Fitted on 3rd and top gear	3	Comprising items AA31 and AA43. Fitted up to Gearbox No. CD20281
	✓ 113431	CUP, synchro, 3rd and top	2	
	✓ 148949 ✓	CONSTANT GEAR TRAIN ASSEMBLY	1	Part of Gear Train Assy. 148949
AA31		CONSTANT PINION SHAFT	1	
	216044 X	CONSTANT PINION SHAFT	216871 1	Fitted from Gearbox No. CD20282 to CD21768
	216871 X	CONSTANT PINION SHAFT (40°)	219126 1	Fitted from Gearbox No. CD21768 up to ...
	219126 ✓	CONSTANT PINION SHAFT (35°)	1	Fitted from ...
AA32	✓ 145008	BEARING, needle roller, pinion shaft	1	Part of Gear Train Assy. 148949
	✓ 150989	BEARING, needle roller, pinion shaft	1	Fitted from Gearbox No. CD20282
AA33	✓ 60658	THROWER, oil, constant pinion	1	
AA34	✓ 58391	BEARING, ball	1	
AA35	✓ 58955	CIRCLIP, securing bearing in casing	1	
AA36	✓ 58956	CIRCLIP, retaining bearing on shaft	1	
AA37	✓ 60078	WASHER, bearing	1	
AA38	✓ 128105 ✓	COUNTERSHAFT	1	
AA39	✓ 128107 ✓	GEAR, countershaft, 1st and reverse	16 teeth	Fitted up to ...
	✓ UKC0662 ✓	GEAR, countershaft, 1st and reverse	17 teeth	Fitted from ...
AA40	✓ 140508 ✓	GEAR, countershaft, 2nd speed	1	Fitted up to Gearbox No. CD 30646
	✓ 155047 ✓	GEAR, countershaft 2nd speed	1	Fitted from Gearbox No. CD 30647
AA41	✓ 140509	GEAR, countershaft, 3rd speed	1	
AA42	✓ 59456	PIECE, distance, between 3rd and constant gear	1	
AA43		GEAR, constant	1	Part of Gear Train Assembly 148949
	✓ 142434 ✓	GEAR constant	40° 1	Fitted from Gearbox No. CD20282 up to ...

RE TYPE AS COPY

only CD numbers

Note:- Items marked thus † are available on our Factory Exchange Unit Scheme

~~① CD 51162~~ ~~② CD 51163~~ ③ CD 51162 ④ CD 51163
~~CC 89816~~ ~~CC 89817~~ CC 89816 CC 89817

 ⑤ CD 51162 ⑥ CD 51163
 CC 89816 CC 89817

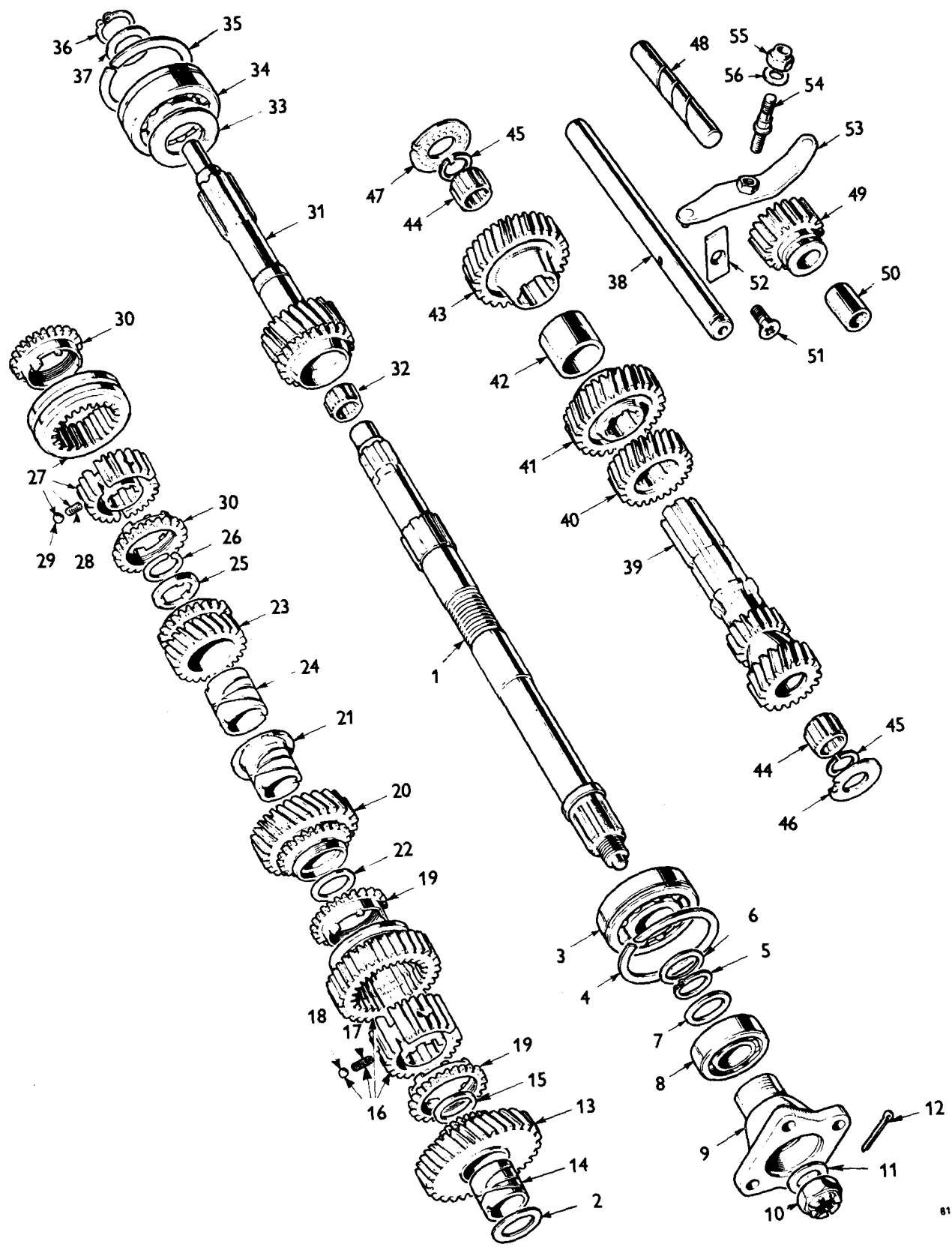


PLATE AA

81420
TR6

GEARBOX

Plate No.	Part No.	Description	No. per Unit	Remarks
	✓ 159621 ✓	GEAR CONSTANT	1	Fitted from .. (S)....
AA44	✓ 150339	BEARING, needle, cage, countershaft	2	only CD number
AA45	✓ 147749	CIRCLIP, retaining bearing in countershaft	2	
AA46	✓ 129955	WASHER, thrust, front of countershaft	1	
AA47	✓ 129956	WASHER, thrust, rear of countershaft	1	
	✓ 154396	WASHER, backing, countershaft gears, 1st and reverse	2	Fitted from Gearbox No. CD20282
AA48	✓ 129937	REVERSE SPINDLE	1	
AA49	✓ 128110	WHEEL, reverse, assembly	1	
104420 AA50	✓ (129862)	BUSH, reverse wheel	1	104420
AA51	✓ 129954	SCREW, wedglok - Countershaft and reverse shaft to gearbox rear of countershaft	1	
AA52	✓ 129938	PLATE, locking - Countershaft and reverse shaft to gearbox rear of countershaft	1	
AA53	✓ 129894	REVERSE OPERATING LEVER ASSEMBLY	1	
AA54	✓ 106448	PIN, fulcrum, fitted in gearbox	1	
AA55	✓ TN3209	NUT - Fulcrum pin to gearbox	1	
AA56	✓ WP0036	WASHER, plain - Fulcrum pin to gearbox	1	

Note:- Items marked thus † are available on our Factory Exchange Unit Scheme

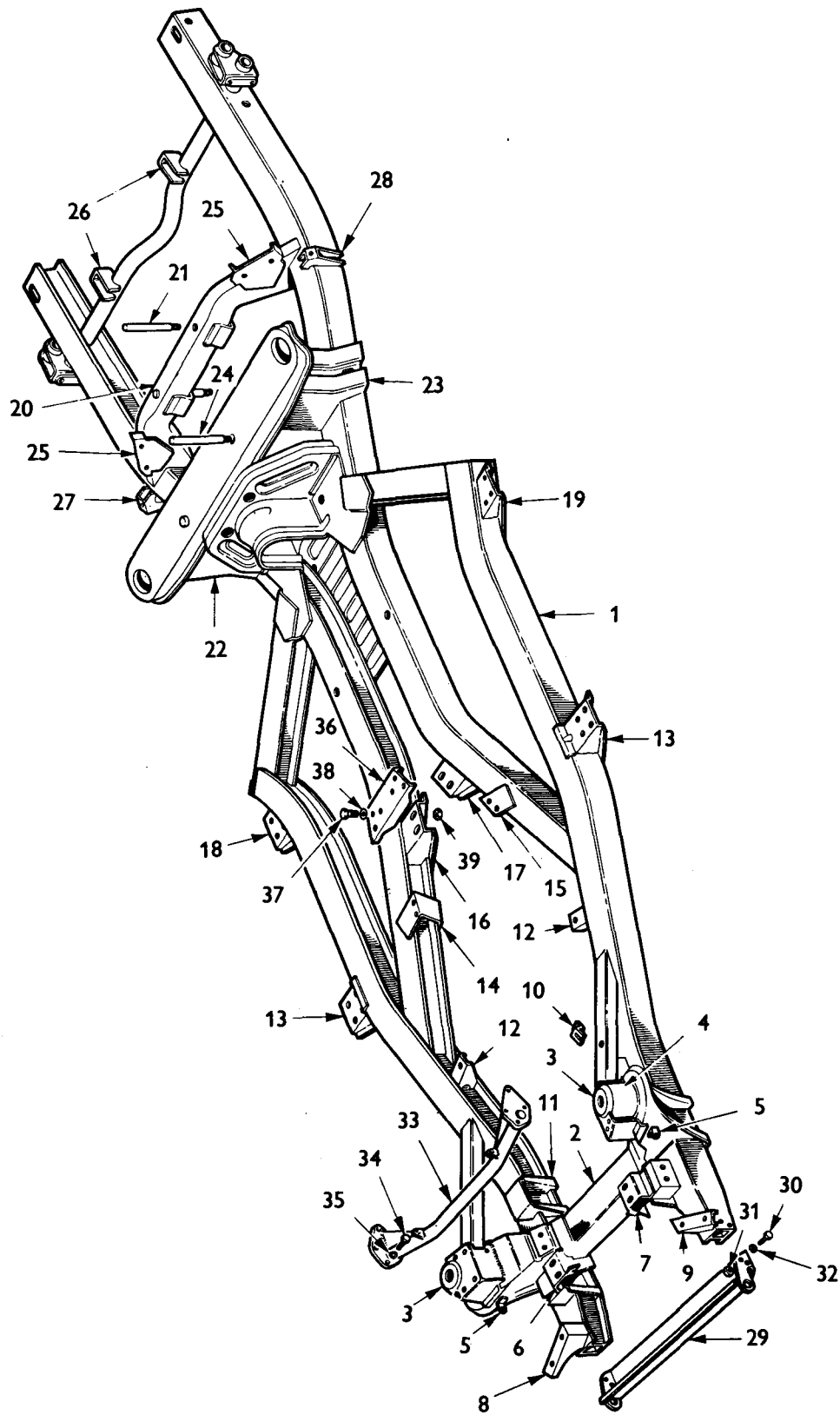


PLATE AB

CHASSIS FRAME

Plate No.	Part No.	Description	No. per unit	Remarks
AB1	402547	CHASSIS FRAME ASSEMBLY	1	
	PKC0021	CHASSIS FRAME ASSEMBLY(For 'J' type O/D)	1	Fitted from Comm No.CF1
AB2	139354	CROSSMEMBER, front assembly	1	
AB3	307797	TURRET, assembly, front suspension - R.H.	1	
AB4	307796	TURRET, assembly, front suspension - L.H.	1	
AB5	140677	BRACKET, front brake hose, on turret assembly	2	
AB6	214259	BRACKET, mounting, rack and pinion - L.H.	1	
AB7	147702	BRACKET, mounting, rack and pinion - R.H.	1	
AB8	144634	BRACKET, mounting, assembly, body and radiator - R.H.	1	
AB9	144633	BRACKET, mounting, assembly, body and radiator - L.H.	1	
AB10	114210	BRACKET, 4 way connection support	1	
AB11	139580	BRACKET, support, lower inner fulcrum	4	
AB12	140089	BRACKET, side member, body mounting	2	
AB13	211354	BRACKET, front, body mounting	2	
AB14	139448	BRACKET, scuttle mounting - R.H.	1	
AB15	139447	BRACKET, scuttle mounting - L.H.	1	
AB16	139224	BRACKET, rear engine mounting - R.H.	1	
AB17	139223	BRACKET, rear engine mounting - L.H.	1	
	160117	BRACKET, rear engine mounting (Aux)	1	Fitted from Comm No.CF1
	160118	BRACKET, rear engine mounting (Main)	1	Fitted from Comm No.CF1
	WLO211	WASHER, lock	{ Rear Engine mounting brkt (aux) to g/box extension	
	HN2011	NUT,		
	HB1112	BOLT,		
	WLO209	WASHER, lock	{ Rear Engine mounting brkt(aux) to rear engine mounting brkt (Main)	Fitted from Comm No.CF1
	HN2009	NUT		
	HU0906	SCREW, set		
	HU0907	SCREW, set	{ Exhaust support strap to O/D unit	
	WLO209	WASHER, lock		
	HU0956	SCREW, set		
AB18	147898	BRACKET, rear sill, body mounting - R.H.	1	
AB19	147897	BRACKET, rear sill, body mounting - L.H.	1	

Note:- Items marked thus † are available on our Factory Exchange Unit Scheme

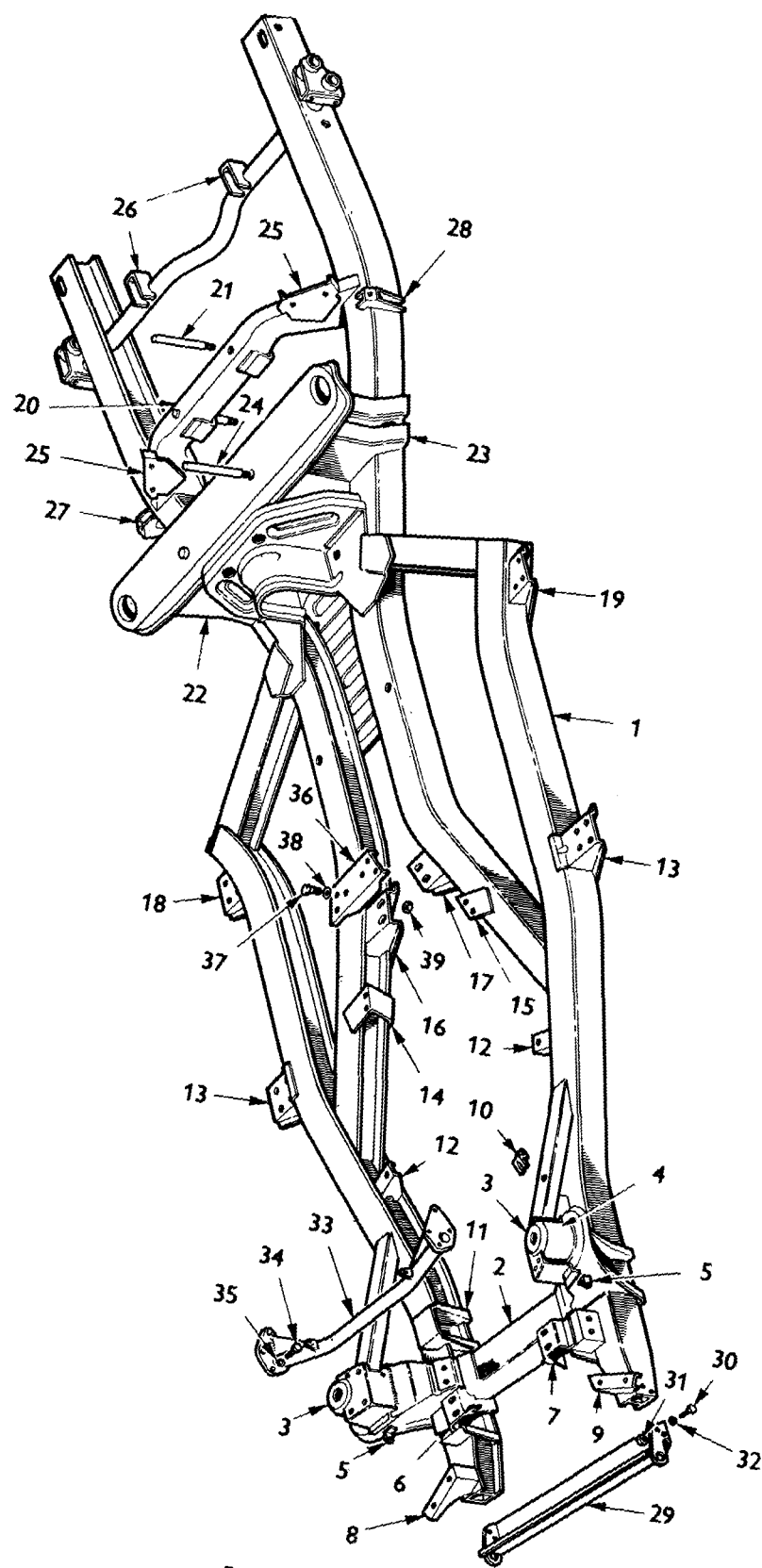
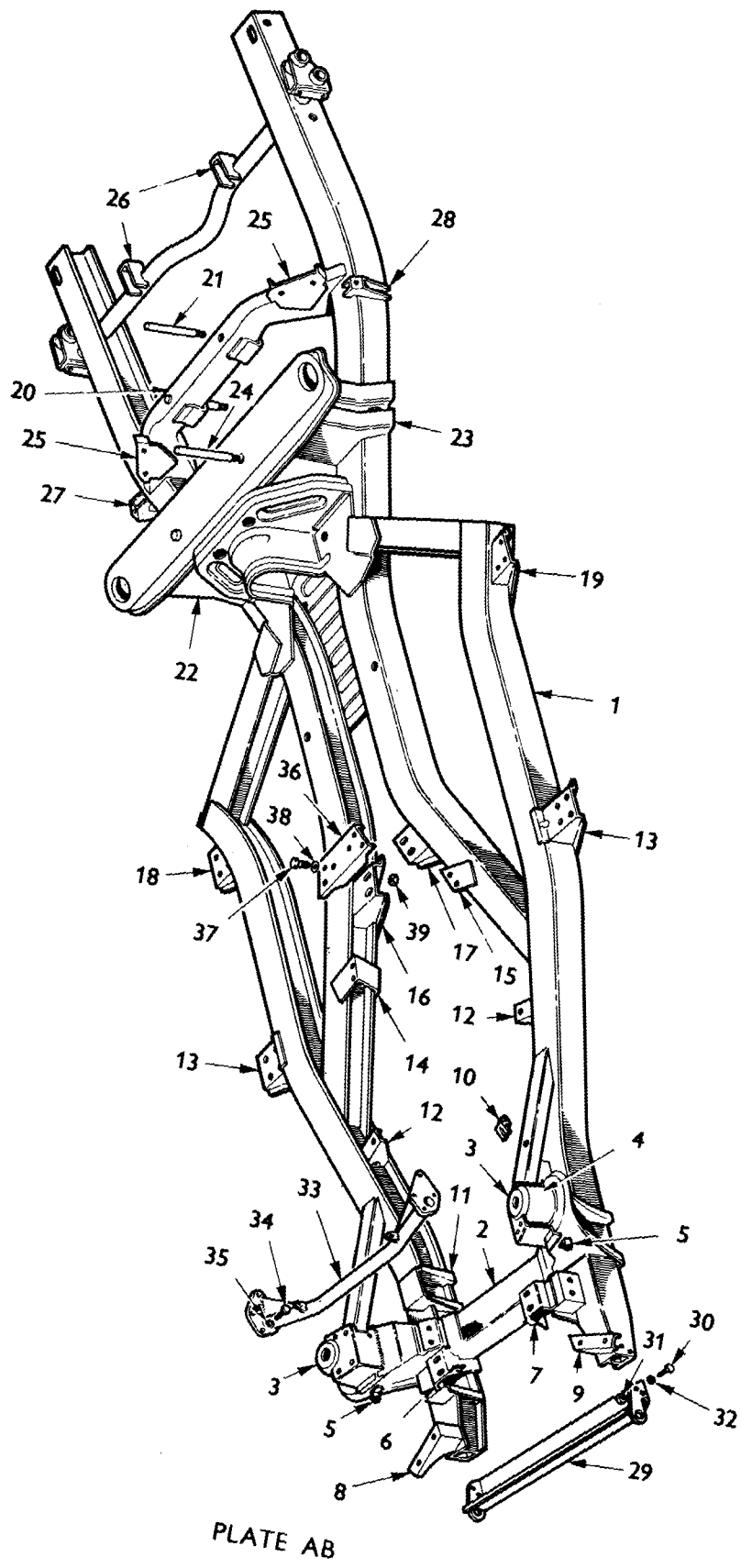


PLATE AB

CHASSIS FRAME

Plate No.	Part No.	Description	No. per Unit	Remarks
		CHASSIS FRAME ASSEMBLY (continued)		
AB20	214031	CROSSMEMBER assembly, rear axle	1	
AB21	147400	BOLT, support bracket, rear axle mounting	2	
	612235	GROMMET, on rear axle crossmember	1	
AB22	307107	BRACKET, support rear crossmember - R.H.	1	
AB23	307106	BRACKET, support rear crossmember - L.H.	1	
	214107	CROSSMEMBER assembly, rear suspension	1	
	145001	BRACKET, rear, rear axle mounting	2	
AB24	147671	BOLT, rear suspension crossmember	2	
AB25	147947	BRACKET assembly, mounting rear damper	2	
AB26	142449	BRACKET, mounting exhaust	1	
AB27	140195	BRACKET, rebound, assembly - R.H.	1	
AB28	140194	BRACKET, rebound, assembly - L.H.	1	
	155846	STIFFENER, L.H. - Welded to rear face of rear fulcrum bracket	1	
	155847	STIFFENER, R.H. - Welded to rear face of rear fulcrum bracket	1	
	155531	STIFFENER, L.H. - Welded to front face of rear fulcrum bracket	1	
	155532	STIFFENER, R.H. - Welded to front face of rear fulcrum bracket	1	
	155846	STIFFENER, L.H. - Welded to rear face of front fulcrum bracket	1	
	155847	STIFFENER, R.H. - Welded to rear face of front fulcrum bracket	1	
AB29	213021	RADIATOR PROTECTION SHIELD	1	
AB30	HU0906	BOLT - Securing shield	2	
AB31	HN2009	NUT - Securing shield	2	
AB32	WLO209	WASHER, lock - Securing shield	2	
AB33	213327	CROSS TUBE assembly, top	1	Fitted up to Comm No.CF1
	219115	CROSS TUBE, assembly top	1	Fitted from Comm No.CF1
AB34	HU0907	SCREW, set - Cross tube to chassis frame	6	
AB35	WLO209	WASHER, lock - Cross tube to chassis frame	6	
AB36	211361	CROSSMEMBER, engine mounting, rear	1	
	218275	CROSSMEMBER, ASSEMBLY	1	Fitted from Comm No.CF1
AB37	HU0906	SCREW, set - Crossmember to mounting brackets	4	

Note:- Items marked thus † are available on our Factory Exchange Unit Scheme



CHASSIS FRAME

Plate No.	Part No.	Description	No.per Unit	Remarks
		CHASSIS FRAME ASSEMBLY (continued)		
	WP0009	WASHER, plain - Crossmember to mounting brackets	4	Fitted from Comm No.CF1
	160120	SPACER	2	Fitted from Comm No.CF1
	HU0908	SCREW, set	4	Fitted from Comm No.CF1
AB38	WL0209	WASHER, lock - Crossmember to mounting brackets	4	
AB39	HN2009	NUT - Crossmember to mounting brackets	4	Fitted from Comm No.CF1

Note:- Items marked thus † are available on our Factory Exchange Unit Scheme

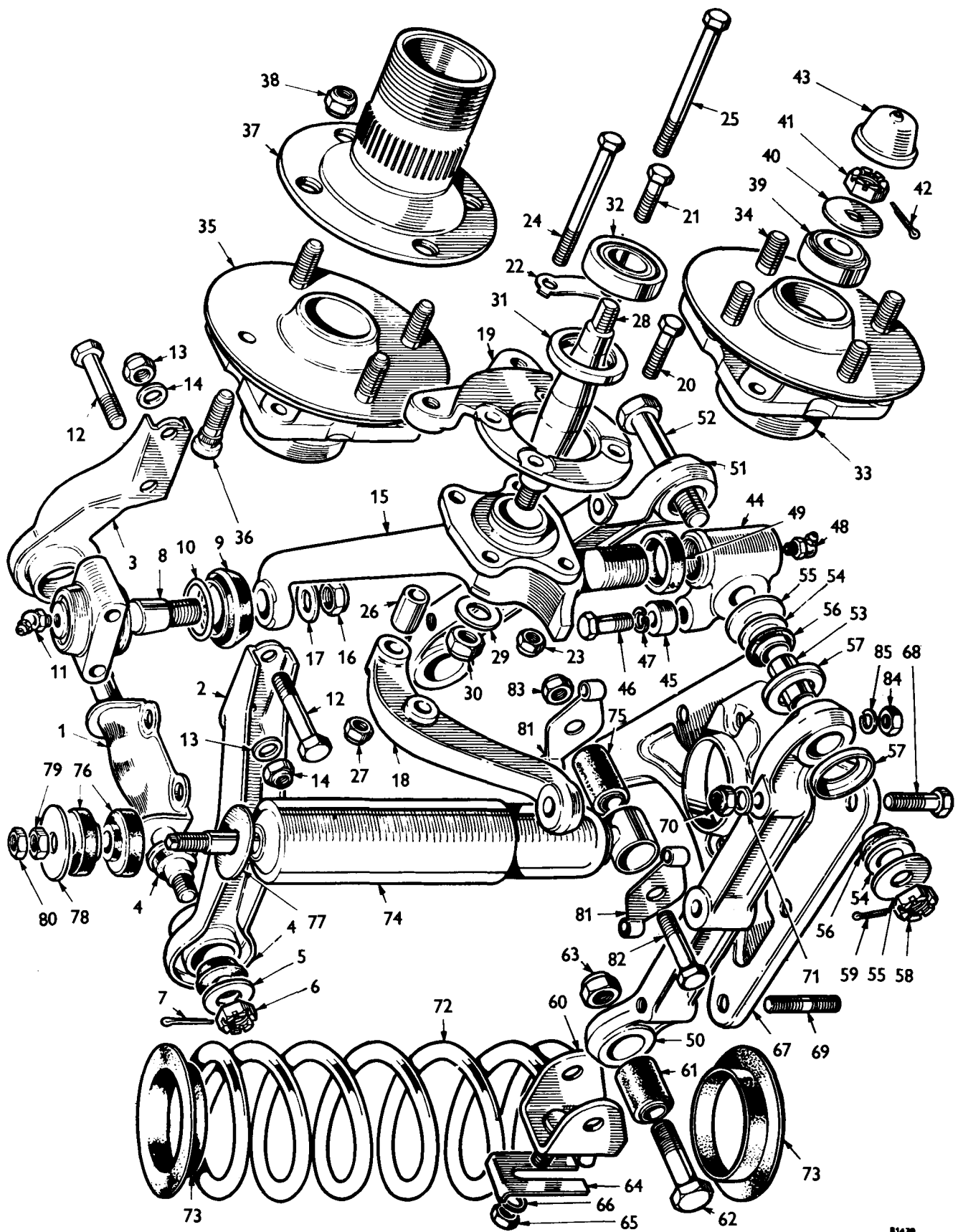


PLATE AC

FRONT SUSPENSION

Plate No.	Part No.	Description	No. per unit	Remarks
	308447	FRONT SUSPENSION UNIT - R.H. Bolt on, Disc Wheels	1	Fitted up to CC81078 CP76094
	312066	FRONT SUSPENSION UNIT - R.H. Bolt on, Disc Wheels	1	Fitted from CC81079 CP76095
	308448	FRONT SUSPENSION UNIT - L.H. Bolt on, Disc Wheels	1	Fitted up to CC81078 CP76094
	312067	FRONT SUSPENSION UNIT - L.H. Bolt on, Disc Wheels	1	Fitted from CC81079 CP76095
	517092	FRONT SUSPENSION UNIT - R.H. Centre Lock, Wire Wheels	1	Fitted up to CC81078 CP76094
	313068	FRONT SUSPENSION UNIT - R.H. Centre Lock, Wire Wheels	1	Fitted from CC81079 CP76095 up to
	517093	FRONT SUSPENSION UNIT - L.H. Centre Lock, Wire Wheels	1	Fitted up to CC81078 CP76094
	313069	FRONT SUSPENSION UNIT - L.H. Centre Lock, Wire Wheels	1	Fitted from CC81079 CP76095 up to
		The above units comprise:- Upper wishbone, top inner fulcrum, vertical link, stub axle, hub, brake unit, tie rod lever, bottom trunnion, lower wishbone arms and lower inner fulcrum brackets.		
AC1	200659	UPPER FULCRUM PIN - INNER	2	
	HU0908	SCREW, set - Top inner fulcrum pin to chassis frame	8	
	WQ0309	WASHER, lock - Top inner fulcrum pin to chassis frame	8	
AC2	133504	UPPER WISHBONE ARM ASSEMBLY - FRONT	2	
AC3	133507	UPPER WISHBONE ARM ASSEMBLY - REAR	2	
AC4	102228	BUSH, rubber - Fulcrum pin to wishbone, top inner	8	
AC5	WM0069	WASHER, plain - Fulcrum pin to wishbone, top inner	4	

Note:- Items marked thus † are available on our Factory Exchange Unit Scheme

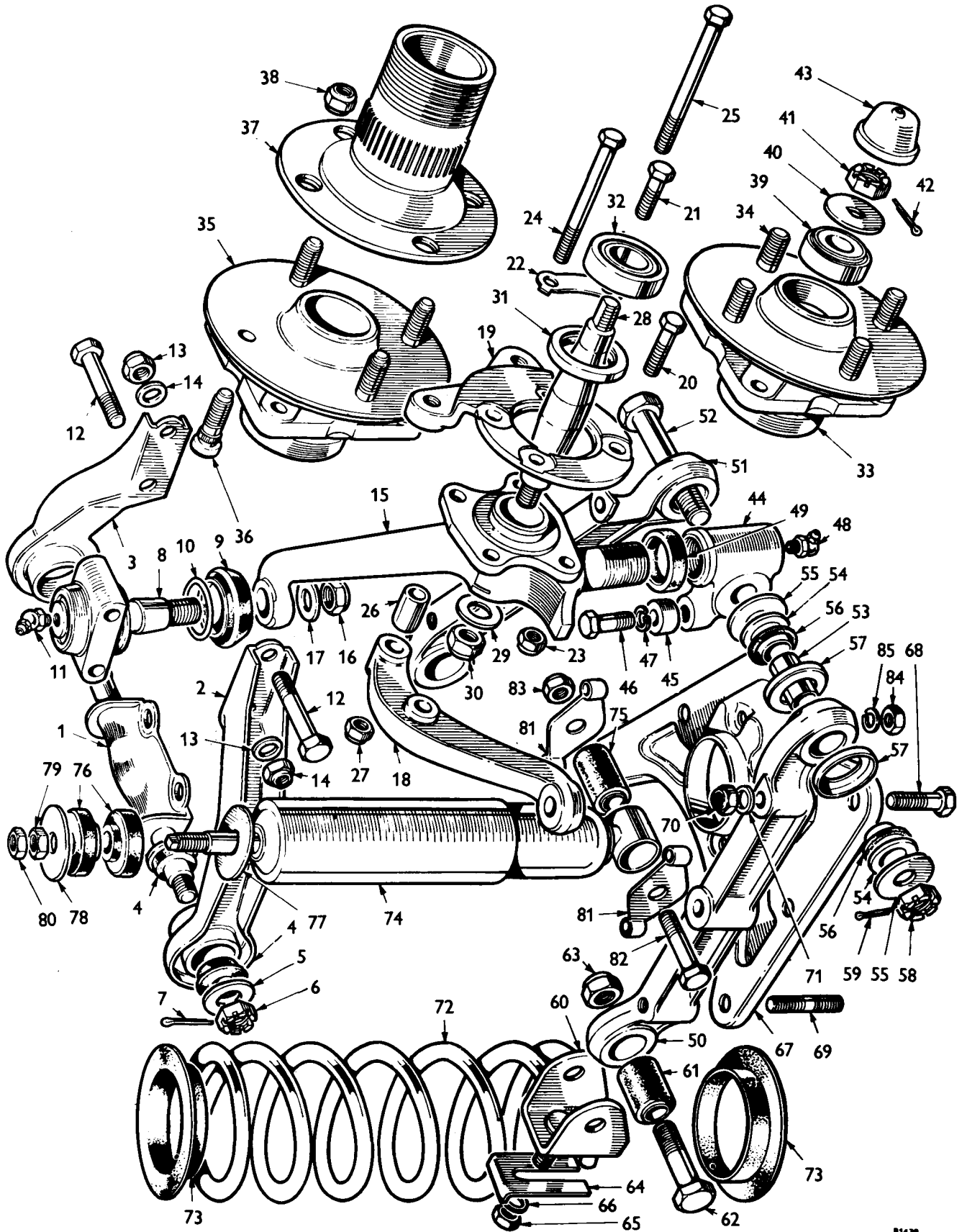


PLATE AC

FRONT SUSPENSION

Plate No.	Part No.	Description	No. per Unit	Remarks
		UPPER WISHBONE ARM ASSEMBLY (continued)		
AC6	LN2210	NUT, slotted - Fulcrum pin to wishbone, top inner	4	
AC7	PC0010	PIN, cotter - Fulcrum pin to wishbone, top inner	4	
AC8	142394	BALL JOINT assembly, upper wishbone	2	
AC9	138509	GAITER, between ball joint and vertical link	2	
AC10	138869	CLIP, gaiter	2	
AC11	501024	NIPPLE, grease, in top of ball joint	2	
AC12	112347	BOLT - Ball joint assembly to upper wishbone arm assembly	4	
AC13	YN2909	NUT, nyloc - Ball joint assembly to upper wishbone arm assembly	4	
AC14	WP0045	WASHER, plain - Ball joint assembly to upper wishbone arm assembly	4	
	307215	VERTICAL LINK - R.H.	1	
AC15	307216	VERTICAL LINK - L.H.	1	
AC16	YN2911	NUT, nyloc, thin - Vertical link to ball joint	2	
AC17	WP0011	WASHER, plain - Vertical link to ball joint	2	
	307211	TIE ROD LEVER - R.H.	1	
AC18	307212	TIE ROD LEVER - L.H.	1	
	133499	PLATE, mounting disc brake caliper - R.H.	2	
AC19	133500	PLATE, mounting disc brake caliper - L.H.	2	
AC20	118324	BOLT - Mounting plates to vertical link	2	
AC21	113144	BOLT - Mounting plates to vertical link	2	
AC22	106641	WASHER, tab - Mounting plates to vertical link	4	
AC23	TN3209	NUT, nyloc - Dust cover and mounting plate to vertical link	2	
	WP0045	WASHER, plain - Dust cover and mounting plate to vertical link	2	
AC24	113143	BOLT - Tie rod levers and mounting plates to vertical link	2	
AC25	112032	BOLT - Tie rod levers and mounting plates to vertical link	2	
AC26	107106	PIECE, distance - Tie rod levers and mounting plates to vertical link	4	

Note:- Items marked thus † are available on our Factory Exchange Unit Scheme

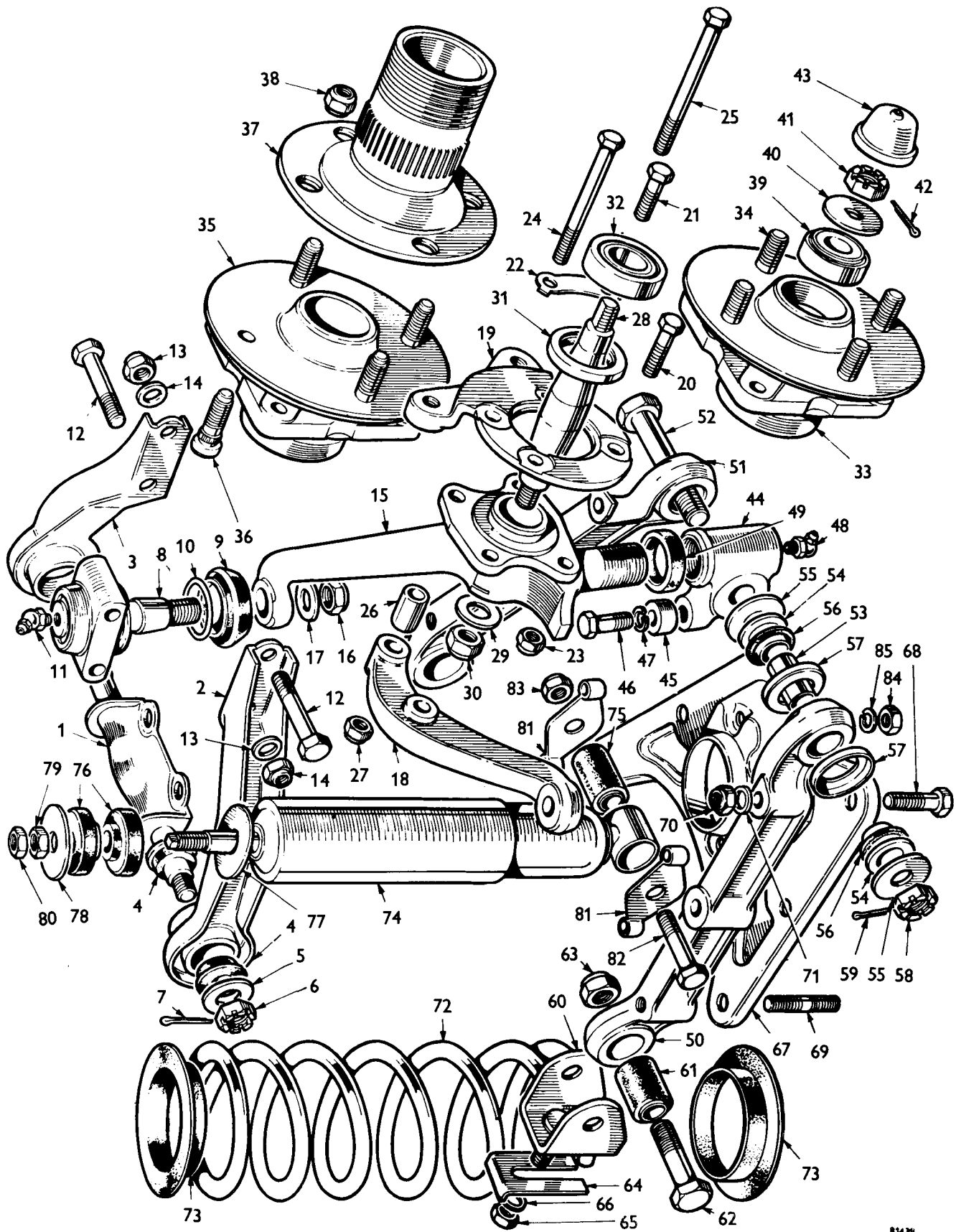


PLATE AC

FRONT SUSPENSION

Plate No.	Part No.	Description	No. per Unit	Remarks
UPPER WISHBONE ARM ASSEMBLY (Continued)				
AC27	YN2909	NUT, nyloc - Tie rod levers and mounting plates to vertical link	4	
	125362	NIPPLE, vertical link	2	
AC28	115763	STUB AXLE	2	
AC29	WP0011	WASHER, plain - Stub axle to vertical link	2	
AC30	TN3211	NUT, thin nyloc - Stub axle to vertical link	2	
AC31	107194	SEAL, oil, assembly	2	
	100867	SEAL, felt	1	
	100868	RETAINER, felt seal	1	
AC32	100573	BEARING, inner, front hub	2	} Disc wheels only
AC33	114284	HUB assembly, front	2	
AC34	114282	STUD, wheel	8	
AC35	114283	HUB assembly, front	2	
AC36	114281	STUD, wheel	8	} Wire Wheels only
	202446	EXTENSION, hub - R.H.	1	
AC37	202447	EXTENSION, hub - L.H.	1	
	217602	EXTENSION, hub - R.H.	1	
	217603	EXTENSION, hub - L.H.	1	
AC38	110366	NUT, extension to hub	8	
AC39	100536	BEARING, outer	2	
AC40	102690	WASHER, 'D' - Front hub to stub axle	2	
AC41	LN2211	NUT, slotted - Front hub to stub axle	2	
AC42	PC0020	PIN, cotter - Front hub to stub axle	2	
AC43	102689	CAP, grease retaining	2	
	142377	BOTTOM TRUNNION ASSEMBLY - R.H.	1	
AC44	142378	BOTTOM TRUNNION ASSEMBLY - L.H.	1	
AC45	156111	STOP, steering lock	2	
AC46	HU0811	SCREW, set - Steering lock stop to bottom trunnion	2	
AC47	WL0222	WASHER, lock - Steering lock stop to bottom trunnion	2	
AC48	56934	NIPPLE, grease, bottom trunnion	2	
AC49	142402	SEAL, oil, between trunnion and vertical link	2	
AC50	307210	LOWER WISHBONE ARM ASSEMBLY - FRONT R.H. AND REAR L.H.	2	

Note:- Items marked thus † are available on our Factory Exchange Unit Scheme

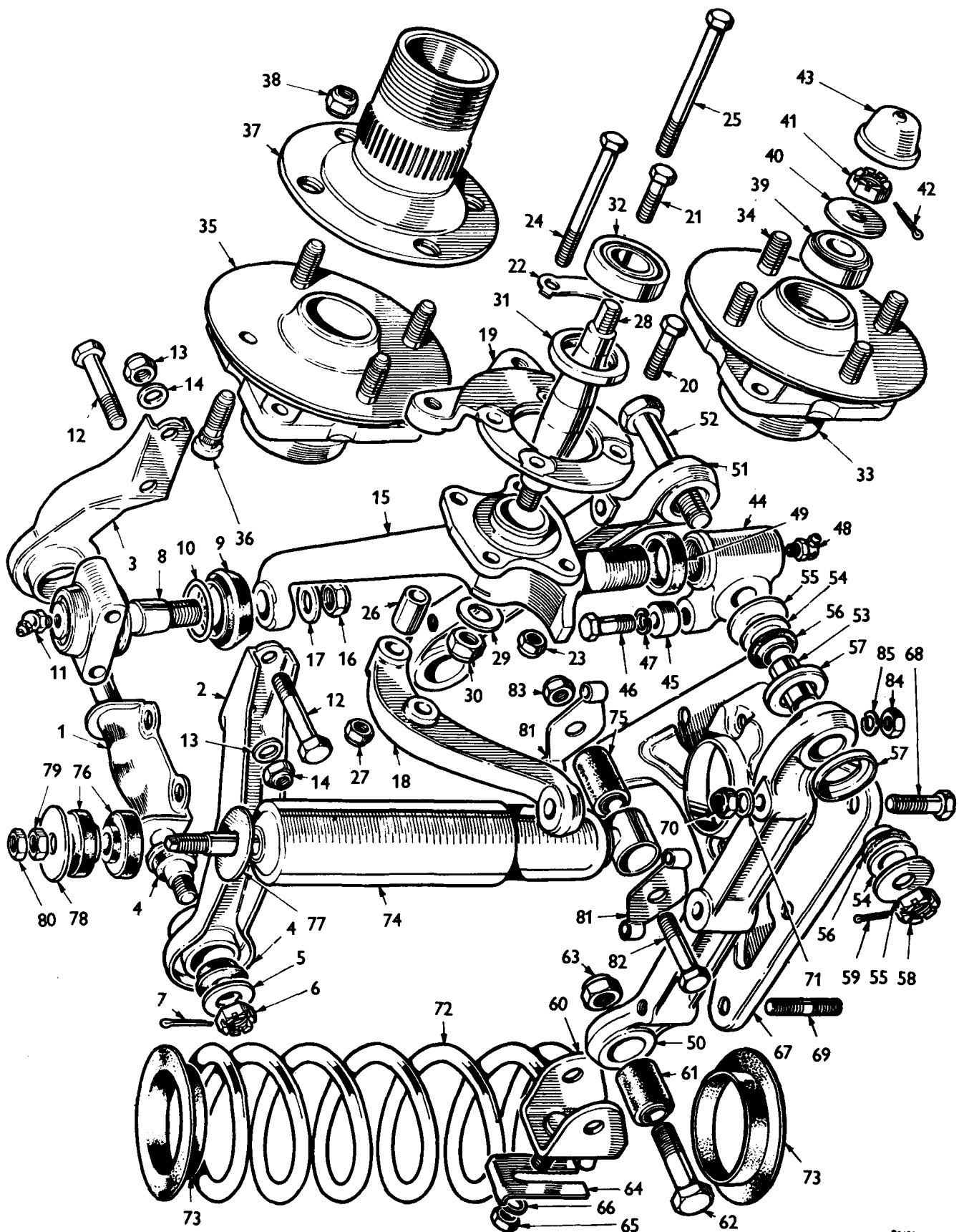


PLATE AC

81439
TR6

FRONT SUSPENSION

Plate No.	Part No.	Description	No.per Unit	Remarks
LOWER WISHBONE ARM ASSEMBLY - Continued				
AC51	307209	LOWER WISHBONE ARM ASSEMBLY - FRONT L.H. AND REAR R.H.	2	
AC52	139835	BOLT, pivot - Lower trunnion to lower wishbone	2	
AC53	139832	PIECE, distance - Lower trunnion to lower wishbone	4	
AC54	139833	BEARING, nylon - Lower trunnion to lower wishbone	8	
AC55	142388	WASHER, backing - Lower trunnion to lower wishbone	8	
AC56	142387	RING, sealing - Lower trunnion to lower wishbone	8	
AC57	139834	SHIELD, water - Lower trunnion to lower wishbone	8	
AC58	LN2212	NUT - Lower trunnion to lower wishbone	2	
AC59	PC0012	PIN, cotter - Lower trunnion to lower wishbone	2	
AC60	148691	BRACKET assembly, lower fulcrum, inner	4	
AC61	141481	BUSH - Lower wishbone to mounting bracket	4	
AC62	HB1121	BOLT - Lower wishbone to mounting bracket	4	
AC63	YN2911	NUT, nyloc - Lower wishbone to mounting bracket	4	
AC64	139727	SHIM - Bracket to chassis frame	A/R	
AC65	YN2909	NUT, nyloc - Bracket to chassis frame	4	
AC66	WM0059	WASHER, plain - Bracket to chassis frame	4	
AC67	140951	LOWER SPRING PAN ASSEMBLY	2	
	101961	SCREW, retaining rebound abutment bracket	8	
AC68	HB0916	BOLT - Spring pan assembly to lower wishbone	6	
	HB0921	BOLT - Spring pan assembly to lower wishbone	2	
AC69	143712	STUD - Spring pan assembly to lower wishbone	8	

Note:- Items marked thus † are available on our Factory Exchange Unit Scheme

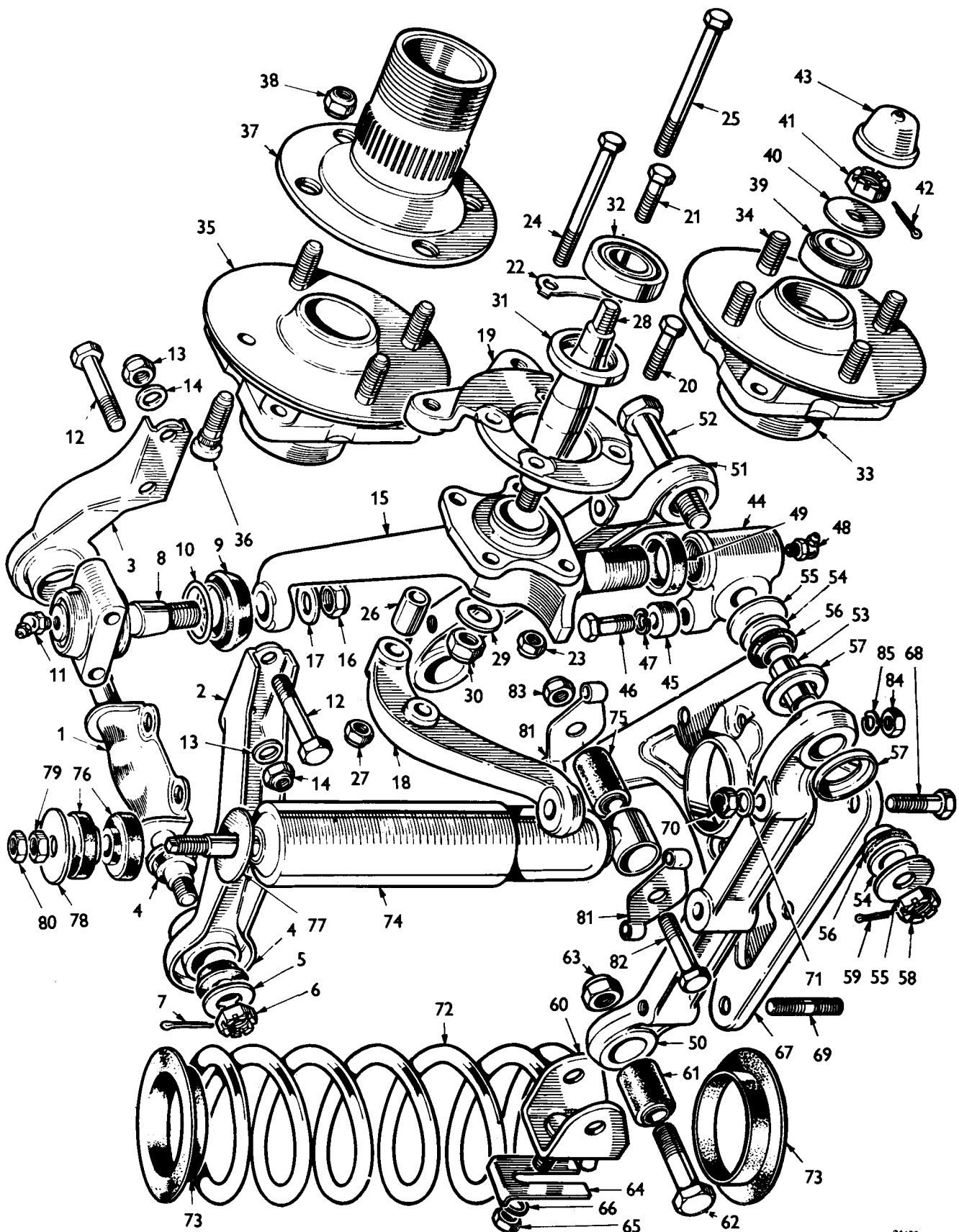


PLATE AC

B1439
TR6

FRONT SUSPENSION

Plate No.	Part No.	Description	No. per unit	Remarks
		LOWER SPRING PAN ASSEMBLY (continued)		
AC70	YN2909	NUT, nyloc, Spring pan assy	12	
AC71	WPO020	WASHER, plain. to lower wishbone	12	
AC72	213165	FRONT ROAD SPRING	2	P.I. Models
AC73	215706	FRONT ROAD SPRING	2	} Carb. Models Fitted up to CC25000
	100751	WASHER, rubber - both ends of spring	4	
	215706	FRONT ROAD SPRING	2	} Carb. Models Fitted from CC25001 up to CC56666 except CC56404 and CC56660
	158910	WASHER, rubber - both ends of spring	4	
	213165	FRONT ROAD SPRING	2	} Carb. Models Fitted on CC.56404 and CC56660 and from CC56667 up to CC56824
	158910	WASHER, rubber - both ends of spring	2	
	100751	WASHER, rubber - both ends of spring	2	
	215706	FRONT ROAD SPRING	2	} Carb. Models Fitted from CC56825 up to CC.....
	158910	WASHER, rubber - both ends of spring	4	
	213165	FRONT ROAD SPRING	2	} Carb. Models Fitted from CC..... and future
	158910	WASHER, rubber - both ends of spring	2	
	100751	WASHER, rubber, both ends of spring	2	
AC74	149060	FRONT SHOCK ABSORBER	2	
	152482	FRONT SHOCK ABSORBER (UPRATED)	2	May be used in lieu of normal shock absorbers if fitted in pairs
	149518	FRONT SHOCK ABSORBER - ADJUSTABLE	2	Special orders
AC75	119450	RUBBER, mounting - Lower	2	
AC76	142444	RUBBER, mounting - Upper	4	
AC77	140416	WASHER-Shock absorber upper attach.	2	
AC78	140479	WASHER-Shock absorber upper attach.	2	
AC79	HN2009	NUT - Shock absorber upper attachment	2	
AC80	JN2109	NUT, jam - Shock absorber upper attachment	2	
AC81	106843	BRACKET, shock absorber	4	
AC82	HB1020	BOLT - Shock absorbers to fulcrum brackets	2	
AC83	TN3210	NUT, nyloc - Shock absorbers to fulcrum brackets	2	
AC84	HN2009	NUT - Fulcrum brackets to spring pan	8	
AC85	WL0209	WASHER, lock - Fulcrum brackets to spring pan	8	

Note:- Items marked thus † are available on our Factory Exchange Unit Scheme

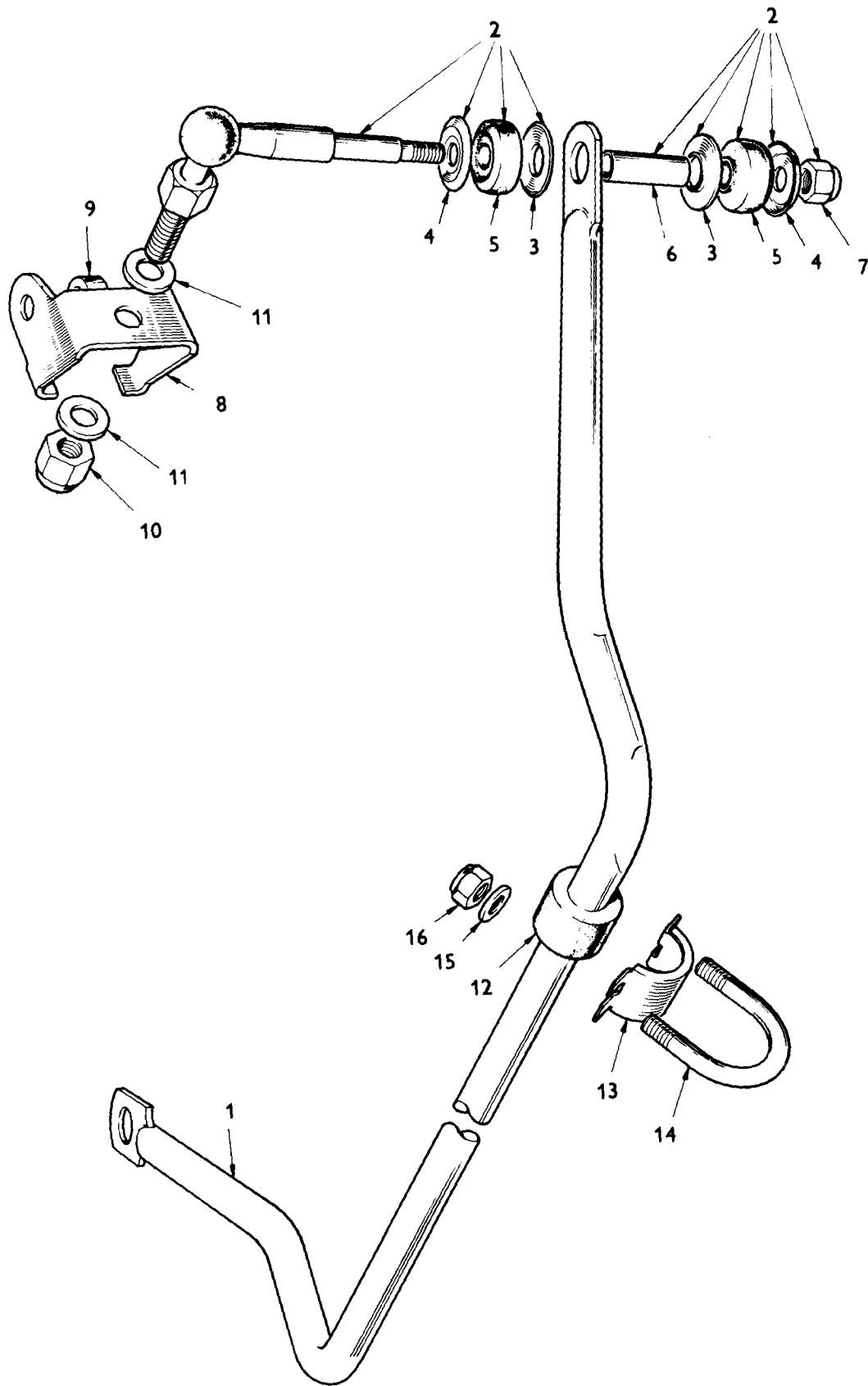


PLATE AD

ANTI-ROLL BAR

Plate No.	Part No.	Description	No. per unit	Remarks
AD1	215647	ANTI-ROLL BAR	1	
AD2	152143	LINK assembly, anti-roll bar	2	
AD3	517983	WASHER, mounting	4	
AD4	517984	WASHER, mounting	4	
AD5	517985	RUBBER, mounting	4	
AD6	517986	TUBE, distance	2	
AD7	YN2909	NUT, nyloc	2	
AD8	152144	BRACKET, mounting - Link to wishbone	2	
AD9	152145	PIECE, packing	2	
AD10	YN2910	NUT, nyloc - Link assembly to mounting bracket	2	
AD11	WP0046	WASHER, plain - Link assembly to mounting bracket	2	
AD12	123998	BUSH, rubber - Anti-roll bar attachment	2	
AD13	123502	BRACKET, clamp - Anti-roll bar attachment	2	
AD14	123694	'U' BOLT - Anti-roll bar attachment	2	
AD15	WP0107	WASHER, plain - Anti-roll bar attachment	2	
AD16	YN2908	NUT, nyloc - Anti-roll bar attachment	2	

Note:- Items marked thus † are available on our Factory Exchange Unit Scheme

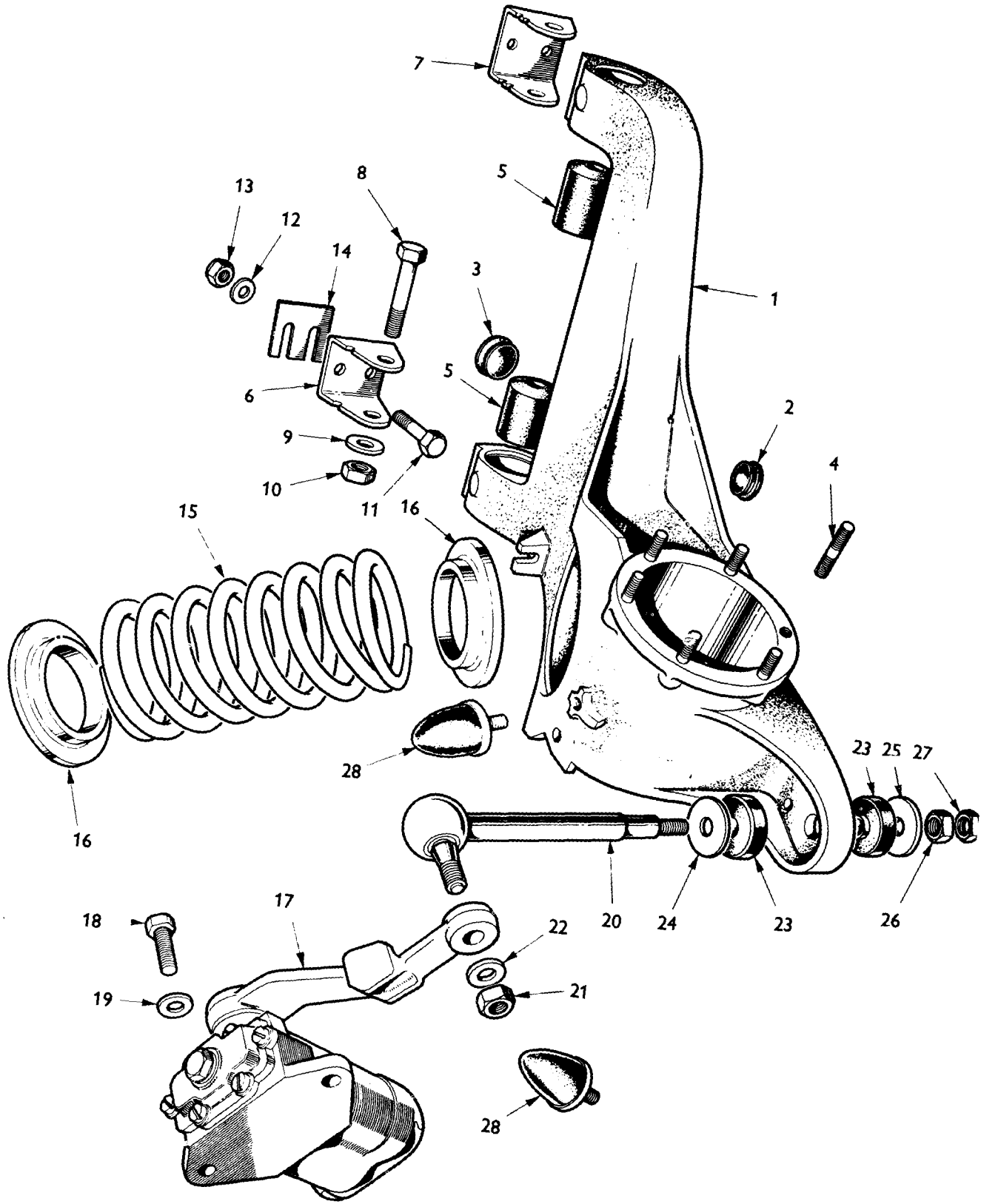


PLATE AF

81427
TR6

INDEPENDENT REAR SUSPENSION

Plate No.	Part No.	Description	No. per unit	Remarks
AF1	308268	TRAILING ARM ASSEMBLY (Complete with bush but less studs) - R.H.	1	
	308267	TRAILING ARM ASSEMBLY (Complete with bush but less studs) - L.H.	1	
AF2	138801	PLUG, blanking, 7/8 in. dia. hole	4	
AF3	138532	PLUG, blanking, 1 1/8 in. dia. hole	4	
AF4	TD0812	STUD, brake back plate and hub assembly attachment	12	
AF5	137599	BUSH, fitted in trailing arms	4	} Fitted up to Comm. No. CC61570 and CP52867 } Fitted from Comm.No. CC61571 and CP52868
AF6	141399	BRACKET, inner - Trailing arm support	2	
AF7	141398	BRACKET, outer - Trailing arm support	2	
	141399	BRACKET, outer - Trailing arm support	2	
	155502	BRACKET, inner - Trailing arm support	2	
		Note: If fitted in car sets 216275, 141399, 155502 and 155719 may be used for all replacements		
AF8	HB1029	BOLT - Trailing arms to inner and outer brackets	4	
AF9	WM0803	WASHER, plain - Trailing arms to inner and outer brackets	4	
AF10	TN3210	NUT - Trailing arms to inner and outer brackets	4	
AF11	HB0926	BOLT - Support brackets to chassis frame	4	
	143677	BOLT - Support brackets to chassis frame	4	
AF12	WP0009	WASHER, plain - Support brackets to chassis frame	8	
AF13	YN2909	NUT - Support brackets to chassis frame	8	
AF14	139363	SHIM - Support brackets to chassis frame	A/R	
AF15	214293	REAR ROAD SPRING	2	Fitted up to Comm. No. CC61570 and CP.52867
	216275	REAR ROAD SPRING (COIL) Note: If fitted in car sets 216275, 141399, 155502 and 155719 may be used for all replacements	2	Fitted from Comm.Nos. CC61571 and CP.52868
AF16	138823	INSULATOR, rear road spring	4	
AF17	211937	REAR DAMPER - R.H.	1	

Note:-Items marked thus † are available on our Factory Exchange Unit Scheme

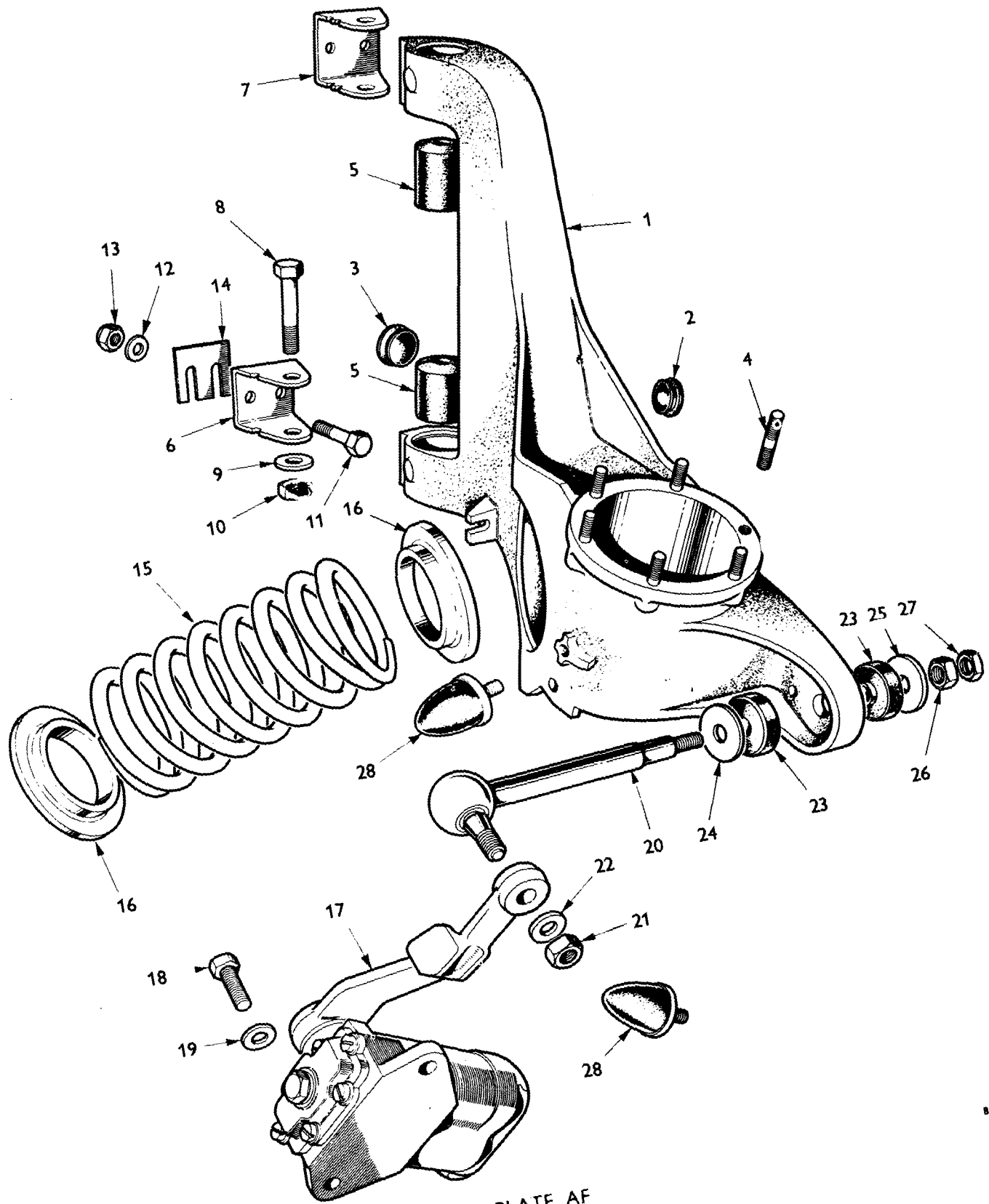


PLATE AF

B1437
TR6

INDEPENDENT REAR SUSPENSION

Plate No.	Part No.	Description	No. per unit	Remarks
	211936	REAR DAMPER - L.H.	1	
	215767	REAR DAMPER (Uprated) - R.H.	1	} May be used in lieu of normal shock absorbers if fitted in pairs
	215766	REAR DAMPER (Uprated) - L.H.	1	
AF18	HU1010	SCREW, set - Damper to mounting bracket	4	
AF19	508289	WASHER, special - Damper to mounting bracket	4	
AF20	141464	LINK assembly, rear damper to trailing arm	2	
AF21	HN2010	NUT - Link to rear damper	2	
AF22	WL0210	WASHER - Link to rear damper	2	
AF23	516038	RUBBER, mounting - Link to trailing arm	4	
AF24	140416	WASHER, upper - Link to trailing arm	2	
AF25	140479	WASHER, lower - Link to trailing arm	2	
AF26	HN2009	NUT - Link to trailing arm	2	
AF27	JN2109	NUT, jam - Link to trailing arm	2	
AF28	136758	RUBBER assembly, rebound, on chassis frame and trailing arms	4	} Fitted up to Comm.No. CC.61570 and CP52867 Fitted from Comm.No. CC61571 and CP52868
	155719	RUBBER assembly, rebound, on chassis frame	2	
	136758	RUBBER assembly, rebound, on trailing arms	2	

Note:-Items marked thus † are available on our Factory Exchange Unit Scheme

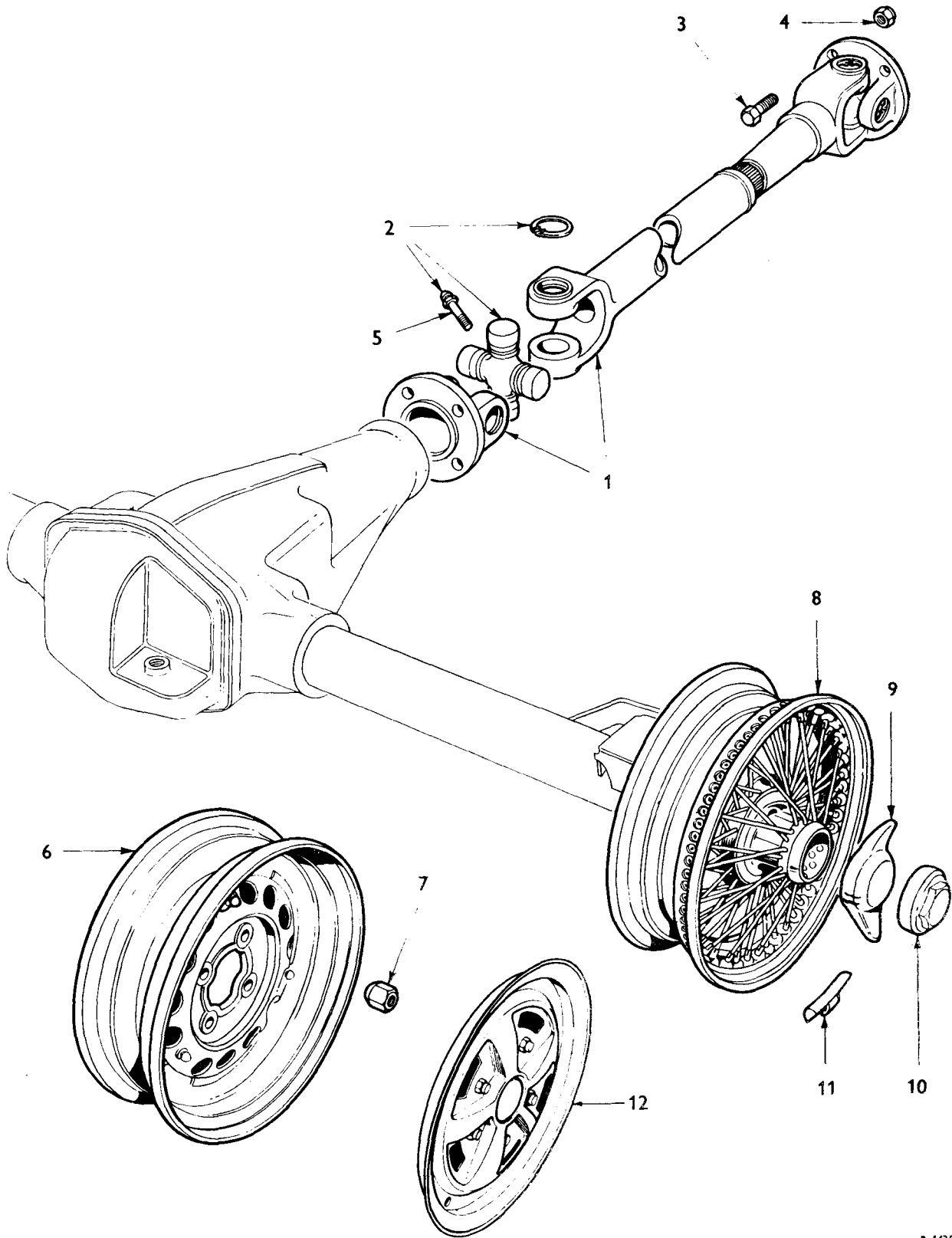


PLATE AG

8 1475
TR6

PROPELLOR SHAFT AND ROAD WHEELS

Plate No.	Part No.	Description	No. per unit	Remarks
	207391	PROPELLOR SHAFT (HS)	1	} Alternatives
AG1	208075	PROPELLOR SHAFT (BRD)	1	
AG2	134778	UNIT PACKAGE Comprising:- Universal joint, needle roller, roller caps, circlips and grease nipples.	2	
AG3	107960	BOLT - Propellor shaft attachment	8	
AG4	TN3209	NUT, nyloc - Propellor shaft attachment	8	
	501024	NIPPLE, grease, sleeve yoke	1	
AG5	53920	NIPPLE, grease, universal joint	2	
	125362	NIPPLE, grease	1	Fitted to propellor shaft No. 207391 only
AG6	308908	DISC ROAD WHEEL (5 1/2J x 15 in.)	5	Fitted up to Comm. No. 50,000
	311243	DISC ROAD WHEEL	5	Fitted from Comm. No. 50,001
AG7	109586	NUT, road wheel attachment	16	Fitted up to Comm. No. 50,000
	153897	NUT AND WASHER assembly, road wheel attachment	16	Fitted from Comm. No. 50,001
	154466	WASHER, retaining road wheel	16	
	154470	NUT, road wheel	16	
	151537	CENTRE LOCK WIRE WHEELS (72 Spoke 5 1/2J x 15in.)	5	Fitted from
AG8	308909	CENTRE LOCK WIRE WHEELS - Zinc Plated (72 Spoke 5 1/2J x 15 in.)	5	Fitted up to
	512161	SPOKE - Outer	24	
	512162	SPOKE - Inner	48	per wheel
	159410	SPOKE - Inner	48	per wheel
	159411	SPOKE - Outer	24	
	149961	NIPPLE, spoke	72	
	159397	NIPPLE, spoke	72	Fitted up to
	160365	NIPPLE, spoke	72	Fitted from
AG9		NUT, wheel, centre lock, eared type		Not fitted
AG10	121295	NUT, wheel, centre lock - R.H.	2	} Fitted up to
	121296	NUT, wheel, centre lock - L.H.	2	
	121297	SPANNER, wheel nut, octagonal	1	Fitted up to
	108450	MALLET, for use with spanner 121297	1	Special orders Fitted up to
	153268	SPANNER, assy. wheel nut	1	Fitted from
				up to

Note:- Items marked thus† are available on our Factory Exchange Unit Scheme

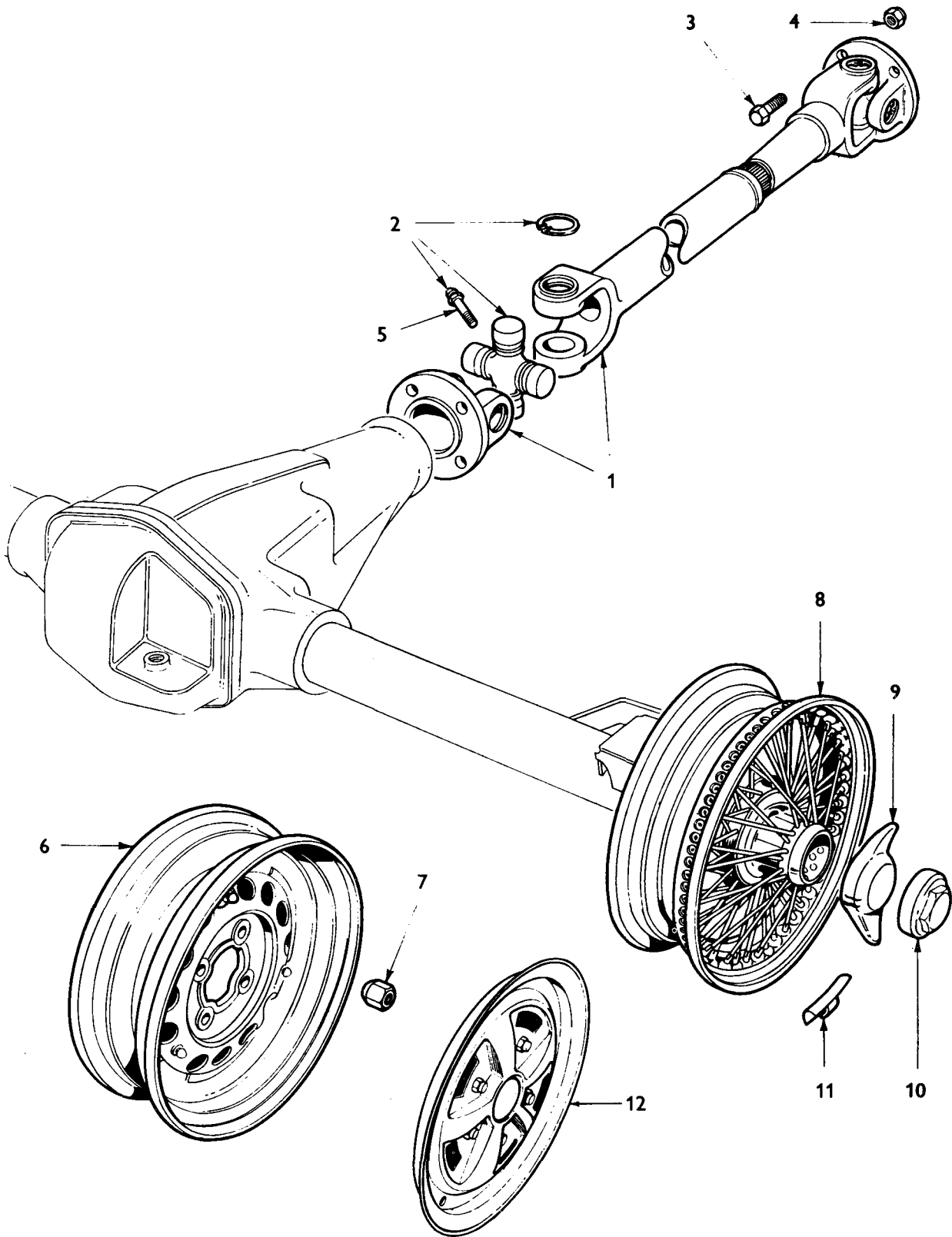


PLATE AG

B 1425
TR6

PROPELLOR SHAFT AND ROAD WHEELS

Plate No.	Part No.	Description	No.per Unit	Remarks
AG11		BALANCE WEIGHTS	}	A/R
	137531	WEIGHT, wheel balance - 1/2 oz.		
	140073	WEIGHT, wheel balance - 1 oz.		
	140074	WEIGHT, wheel balance - 1 1/2 oz.		
	140075	WEIGHT, wheel balance - 2 oz.		
	140076	WEIGHT, wheel balance - 2 1/2 oz.		
	140077	WEIGHT, wheel balance - 3 oz.		
AG12	811974	WHEEL TRIM - ROAD WHEELS	4	Fitted up to Comm. No. 50,000
	718295	HUB TRIM, road wheel	4	Fitted from Comm. No. 50,001 up to Comm. No. CF 1.
	722898	HUB TRIM, road wheel	4	Fitted from Comm. No. CF1
	628097	SPRING - Hub trim, road wheel	16	}
	627502	NAMEPLATE - Hub trim, road wheel	4	
	WL0205	WASHER, lock - Securing nameplate to hub trim, road wheel	4	
	HN2005	NUT, hex - Securing nameplate to hub trim, road wheel	8	

Note:- Items marked thus † are available on our Factory Exchange Unit Scheme

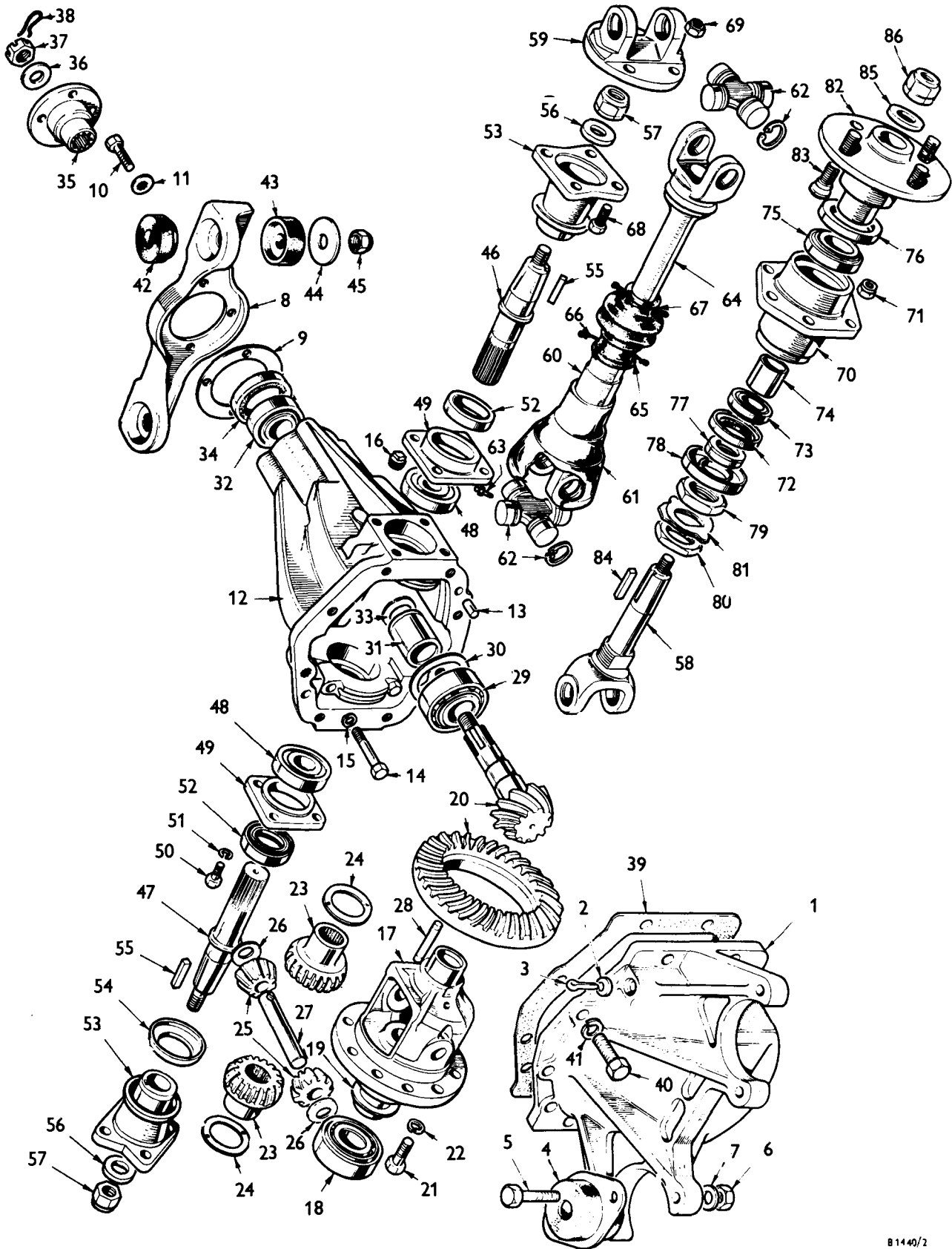


PLATE AE

B1440/2

TR6

INDEPENDENT REAR AXLE

Plate No.	Part No.	Description	No. per unit	Remarks
	312060	†REAR AXLE CENTRE ASSEMBLY (3.7 : 1 Ratio)	1	} Fitted up to
	313129	†REAR AXLE CENTRE ASSEMBLY (3.7 : 1 Ratio)	1	
	518116	†REAR AXLE CENTRE ASSEMBLY (3.7 : 1 Ratio) RECONDITIONED UNIT	1	
	312061	†REAR AXLE CENTRE ASSEMBLY (3.45 : 1 Ratio)	1	} Fitted up to
	313130	†REAR AXLE CENTRE ASSEMBLY (3.4 : 1 Ratio)	1	
	517393	†REAR AXLE CENTRE ASSEMBLY (3.45 : 1 Ratio) RECONDITIONED UNIT	1	
AE1	149826	COVER assembly - Rear	1	
AE2	118826	PLUG, core, breather hole	1	
AE3	510408	PIN, cotter, breather	1	
AE4	147783	RUBBER, mounting, assembly, controlled rebound	2	On axle mounting bracket
AE5	HB0811	BOLT - Mounting rubber to axle mounting bracket	4	
AE6	TN3208	NUT, nyloc - Mounting rubber to axle mounting bracket	4	
AE7	WM0058	WASHER - Mounting rubber to axle mounting bracket	4	
AE8	211793	PLATE assembly, axle mounting	1	
AE9	140007	WASHER, distance, axle mounting plate	1	
AE10	132856	BOLT - Mounting plate to hypoid housing	4	
AE11	WN0710	WASHER, shakeproof - Mounting plate to hypoid housing	4	
AE12	305815	HOUSING assembly, hypoid	1	
AE13	140419	DOWEL, locating rear cover	2	
	N/S	CAP, bearing		
AE14	100878	SCREW, set - Bearing caps to hypoid housing	4	
AE15	WL0209	WASHER, lock - Bearing caps to hypoid housing	4	

Note:- Items marked thus † are available on our Factory Exchange Unit Scheme

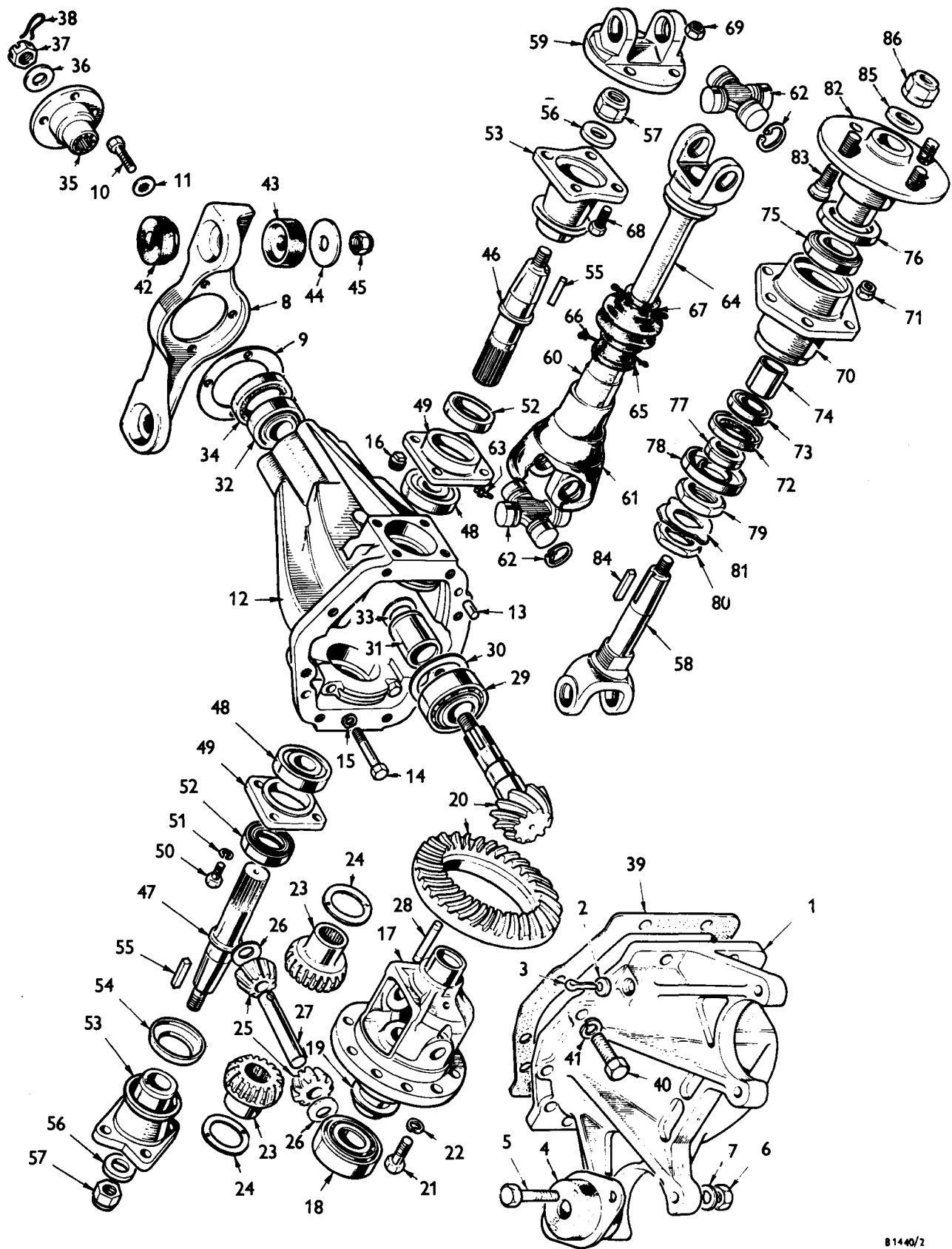


PLATE AE

B1440/2

TR6

INDEPENDENT REAR AXLE

Plate No.	Part No.	Description	No. per Unit	Remarks
REAR AXLE CENTRE ASSEMBLY (Continued)				
AE16	114774	PLUG, oil level	1	
AE17	302155	CASE, differential	1	
AE18	110515	BEARING, differential casing to hypoid housing	2	
AE19	100894	SHIM, adjusting differential bearing - .003 in.	A/R	
AE19	100895	SHIM, adjusting differential bearing - .005 in.	A/R	
AE19	100896	SHIM, adjusting differential bearing - .010 in.	A/R	
AE20	516398	CROWN WHEEL AND PINION ASSEMBLY - 3.45 : 1 ratio	1	Petrol injection only Fitted up to
	UKC0547	CROWN WHEEL AND PINION ASSEMBLY - 3.45 : 1 ratio	1	Fitted from Petrol injection only
AE20	502127	CROWN WHEEL AND PINION ASSEMBLY - 3.7 : 1 ratio	1	Carburettor only Fitted from
	UKC0548	CROWN WHEEL AND PINION ASSEMBLY - 3.7 : 1 ratio	1	Fitted from Carburettor only
AE20	505014	CROWN WHEEL AND PINION ASSEMBLY - 4.1 : 1 ratio	1	
AE20	503924	CROWN WHEEL AND PINION ASSEMBLY - 4.55 : 1 ratio	1	
AE20	502523	CROWN WHEEL AND PINION ASSEMBLY - 4.3 : 1 ratio	1	Alternative fitment for competition purposes
AE20	515709	CROWN WHEEL AND PINION ASSEMBLY - 4.875 : 1 ratio	1	
AE21	110737	BOLT - Crown wheel to differential case	10	
AE22	118977	WASHER, lock - Crown wheel to differential case	10	
	144254	LOCTITE - For use with crown wheel bolts	A/R	
	144255	LOCTITE retaining compound - Crown wheel bolts	A/R	
	144259	LOCQUIC PRIMERT - For use with crown wheel bolts	A/R	
AE23	113187	GEAR, side differential - 16 teeth	2	If fitted in pairs Alt. to 153384
	153384	GEAR, side differential - 16 teeth	2	If fitted in pairs Alt. to 113187
AE24	102801	WASHER, thrust, differential side gear	2	

Note:- Items marked thus † are available on our Factory Exchange Unit Scheme

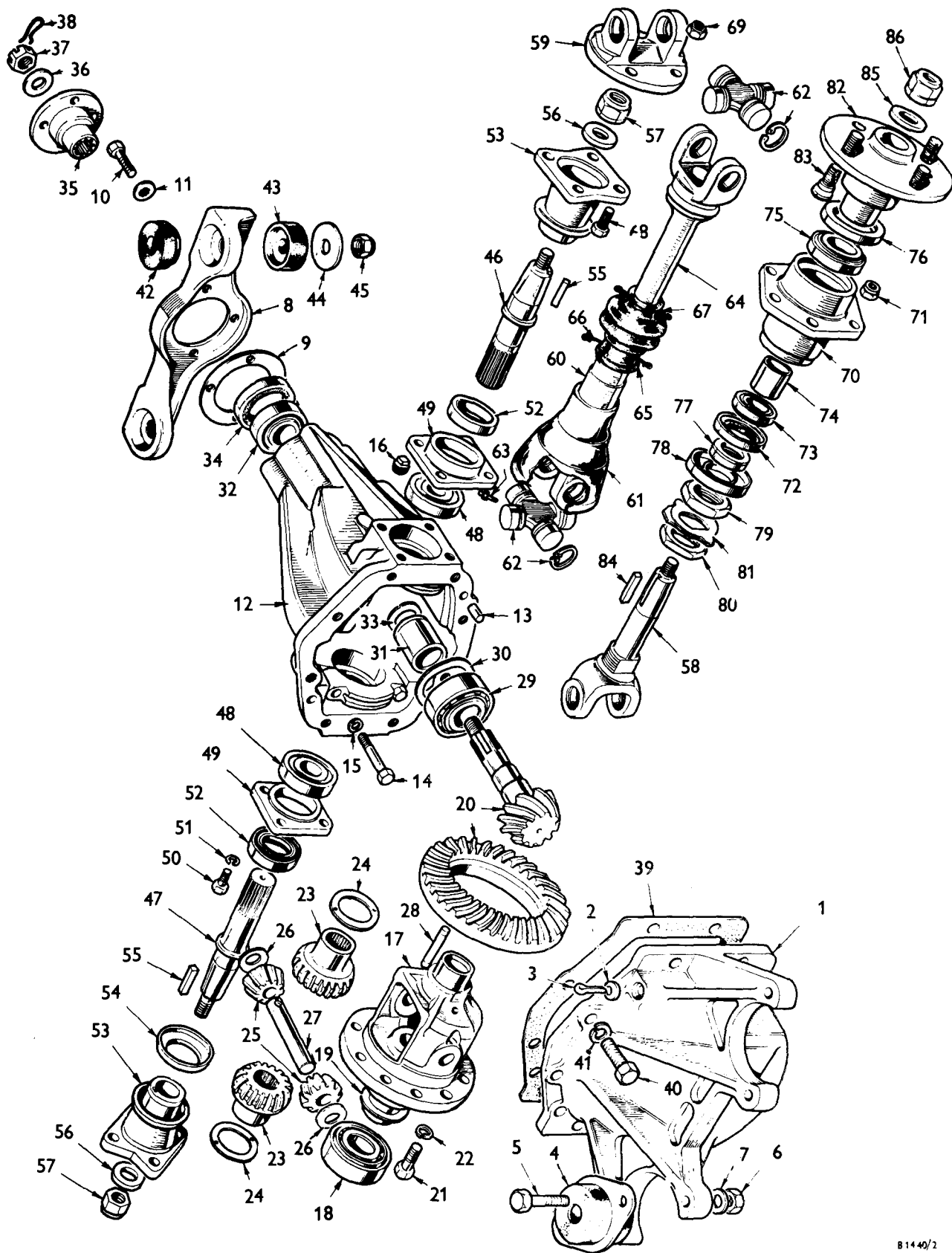


PLATE AF

B1440/2

TR6

INDEPENDENT REAR AXLE

Plate No.	Part No.	Description	No. per Unit	Remarks
REAR AXLE CENTRE ASSEMBLY (Continued)				
AE25	113188	PINION, differential - 10 teeth	2	If fitted in pairs Alt. to 153385
	153385	PINION, differential - 10 teeth	2	If fitted in pairs Alt. to 113188
AE26	56793	WASHER, thrust, differential pinion .465/.495 in.	A/R	
AE26	139951	WASHER, thrust, differential pinion .057/.059 in.	A/R	
AE26	139953	WASHER, thrust, differential pinion .065/.067 in.	A/R	
AE26	139954	WASHER, thrust, differential pinion .069/.071 in.	A/R	
AE26	139955	WASHER, thrust, differential pinion .073/.075 in.	A/R	
AE26	139956	WASHER, thrust, differential pinion .077/.079 in.	A/R	
	160373	WASHER, thrust, differential pinion .057/.059 in.	A/R	Fitted from
	160374	WASHER, thrust, differential pinion .061/.063 in.	A/R	Fitted from
	160375	WASHER, thrust, differential pinion .065/.067 in.	A/R	Fitted from
	160376	WASHER, thrust, differential pinion .069/.071 in.	A/R	Fitted from
AE27	100844	PIN, cross, differential	1	
AE28	111215	PIN, locating cross pin in differential casing	1	
AE29	100897	BEARING, taper roller, pinion head	1	
AE30	100965	SHIM, adjusting pinion head bearing - .003 in.	A/R	
AE30	100966	SHIM, adjusting pinion head bearing - .005 in.	A/R	
AE30	100967	SHIM, adjusting pinion head bearing - .010 in.	A/R	
AE31	100846	SPACER, between bearings	1	Fitted up to
	156903	SPACER, between bearings(Collapsable)	1	Fitted from
AE32	100422	BEARING, roller, pinion shank	1	
AE33	100562	SHIM, adjusting pinion shank bearing - .003 in.	A/R	
AE33	100563	SHIM, adjusting pinion shank bearing - .005 in.	A/R	Fitted up to
AE33	100564	SHIM, adjusting pinion shank bearing - .010 in.	A/R	

Note:- Items marked thus † are available on our Factory Exchange Unit Scheme

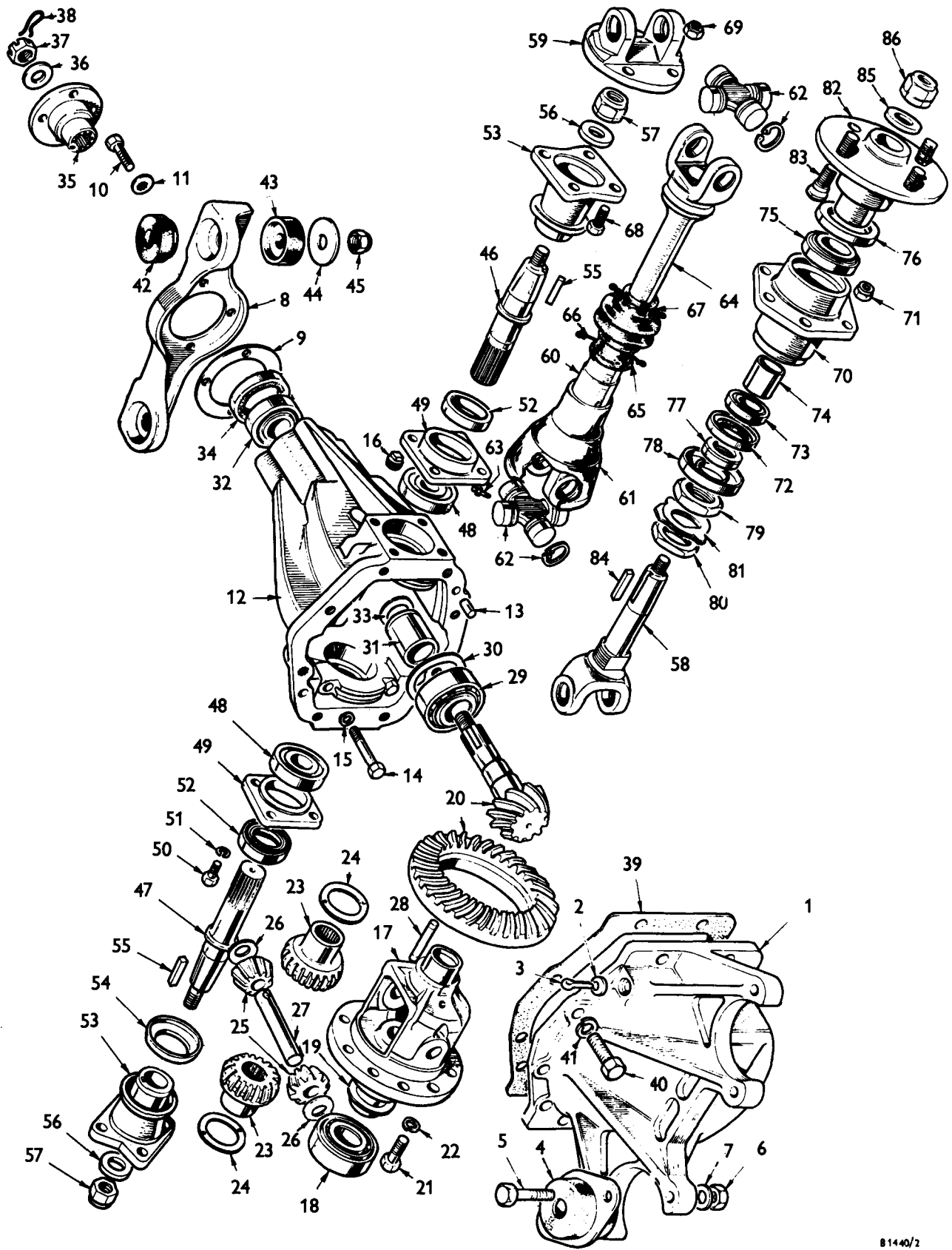


PLATE AE

B1440/2

TR6

INDEPENDENT REAR AXLE

Plate No.	Part No.	Description	No.per Unit	Remarks
REAR AXLE CENTRE ASSEMBLY (Continued)				
AE34	140337	SEAL, oil, pinion	1	
AE35	138105	FLANGE, pinion	1	Fitted up to
	160275	FLANGE, pinion	1	Fitted from
AE36	115990	WASHER - Flange to pinion	1	Fitted up to
	142333	WASHER, flange to pinion	1	Fitted from
AE37	112635	NUT, slotted - Flange to pinion	1	Fitted up to
AE38	514773	WIRE, soft iron, 14G x 4 in. - Flange to pinion	A/R	
	159394	NUT, pinion flange	1	Fitted from
	UKC0725	SHIELD, pinion nut	1	Fitted from
AE39	134480	WASHER, joint - Hypoid housing to rear cover	1	
AE40	HU0808	SCREW, set - Hypoid housing to rear cover	8	
AE41	WL0208	WASHER, lock - Hypoid housing to rear cover	8	
AE42	134235	MOUNTING, rubber - Upper, front	2	
AE43	134236	MOUNTING, rubber - Lower, front	2	
AE44	134234	WASHER, special - Rear axle centre	4	
AE45	TN3209	NUT, nyloc - Rear axle centre	4	
AE46	149379	INNER AXLE SHAFT - R.H.	1	
AE47	149378	INNER AXLE SHAFT - L.H.	1	
AE48	134465	BEARING, ball, axle shaft	2	
AE49	128638	HOUSING, oil seal	2	
AE50	HU0806	SCREW, set - Housing to hypoid housing	8	
AE51	WL0208	WASHER, lock - Housing to hypoid housing	8	
AE52	138523	SEAL, oil	2	
AE53	149409	FLANGE assembly, driving, inner	2	
AE54	134450	STONEGUARD	2	
AE55	143280	KEY - Inner driving flange to inner axle shaft	2	
AE56	139043	WASHER, plain - Inner driving flange to inner axle shaft	2	
AE57	138563	NUT, nyloc - Inner driving flange to inner axle shaft	2	
	402347	REAR OUTER AXLE SHAFT AND HUB ASSEMBLY (comprising items AE58 to AE86 inclusive)	2	

Note:- Items marked thus † are available on our Factory Exchange Unit Scheme

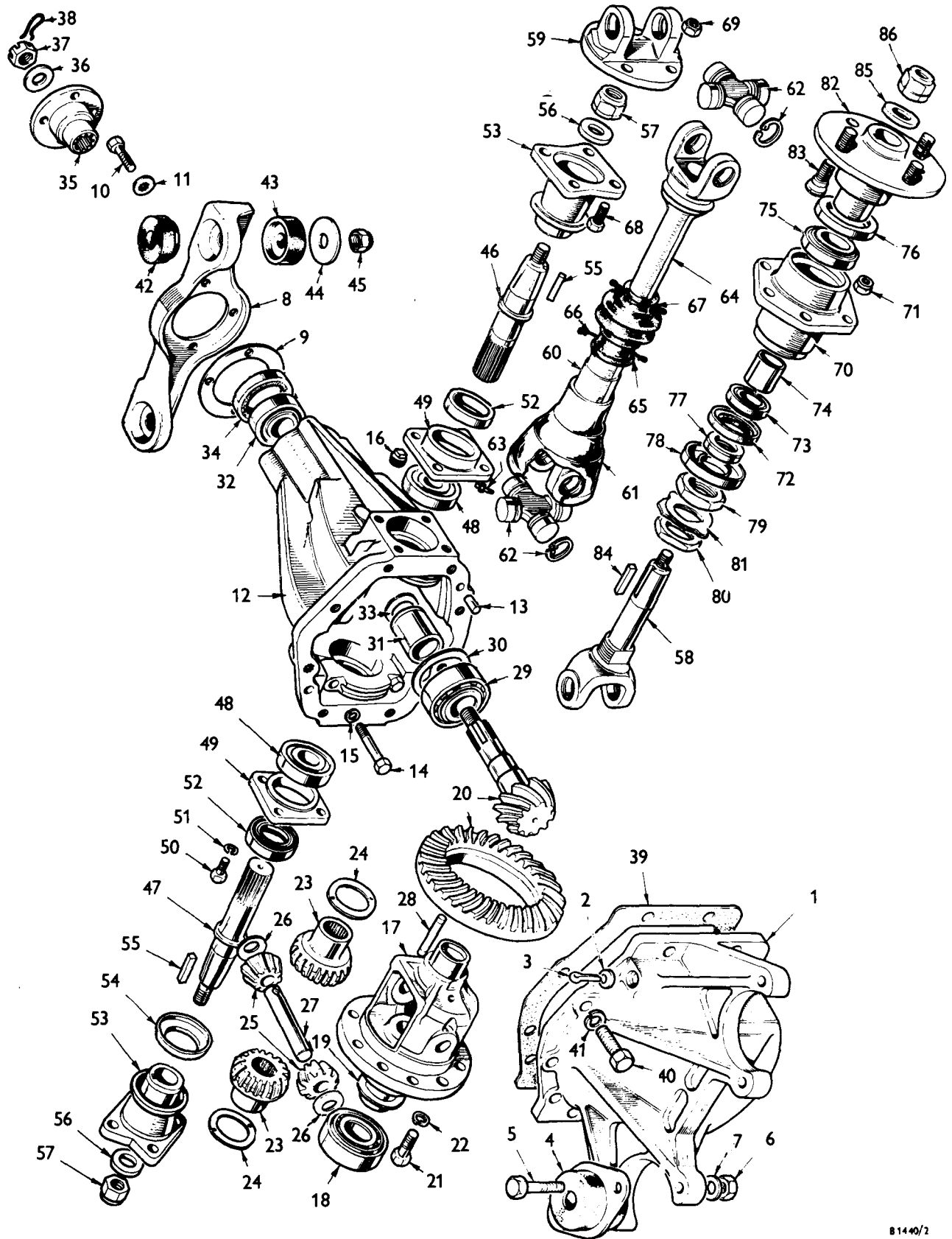


PLATE AE

INDEPENDENT REAR AXLE

Plate No.	Part No.	Description	No. per Unit	Remarks
	212293	OUTER AXLE SHAFT ASSEMBLY (comprising items AE58 to AE67 inclusive)	2	
	145085	SLEEVE YOKE AND YOKE SHAFT ASSEMBLY (comprising items AE60, AE64, AE65, AE66 and AE67)	2	
AE58	137478	SHAFT, axle outer	2	
AE59	211137	FLANGE, yoke	2	
AE60	140749	JOINT, slip, assembly	2	
AE61	213844	BOOT, P.V.C., inner axle shaft	2	
AE62	144859	JOINT, universal - Flange end and hub end	4	Alternative to 155201
AE63	144825	NIPPLE, grease	4	
	155201	JOINT, universal - Flange end and hub end	4	Alternative to 144859
AE64	142437	SHAFT, sliding half	2	
	213844	BOOT, P.V.C.	2	
AE65	140753	BOOT, rubber	2	
AE66	140606	CLIP, boot - Large	2	
AE67	140607	CLIP, boot - Small	2	
AE68	107960	BOLT - Outer axle shaft assembly to inner driving flange	8	
AE69	TN3209	NUT, nyloc - Outer axle shaft assembly to inner driving flange	8	
AE70	137496	REAR hub housing	2	
AE71	YN2908	NUT, nyloc, hub housing and brake block plate to trailing arm	12	
AE72	138089	SEAL, oil, inner	2	
AE73	132066	BEARING, inner	2	
AE74	138272	SPACER, collapsible, bearings	2	
AE75	134589	BEARING, outer	2	
AE76	138090	SEAL, oil, outer	2	
AE77	134584	ADJUSTER	2	
AE78	137497	STONEGUARD	2	
AE79	138861	NUT, adjusting	2	
AE80	134585	NUT, lock	2	
AE81	139057	WASHER, tab	2	
AE82	210979	DRIVING FLANGE AND HUB ASSEMBLY	2	Disc wheels
AE83	132317	STUD, wheel	8	only
	212403	DRIVING FLANGE AND HUB ASSEMBLY	2	
	142799	STUD, wheel	8	

Note:- Items marked thus † are available on our Factory Exchange Unit Scheme

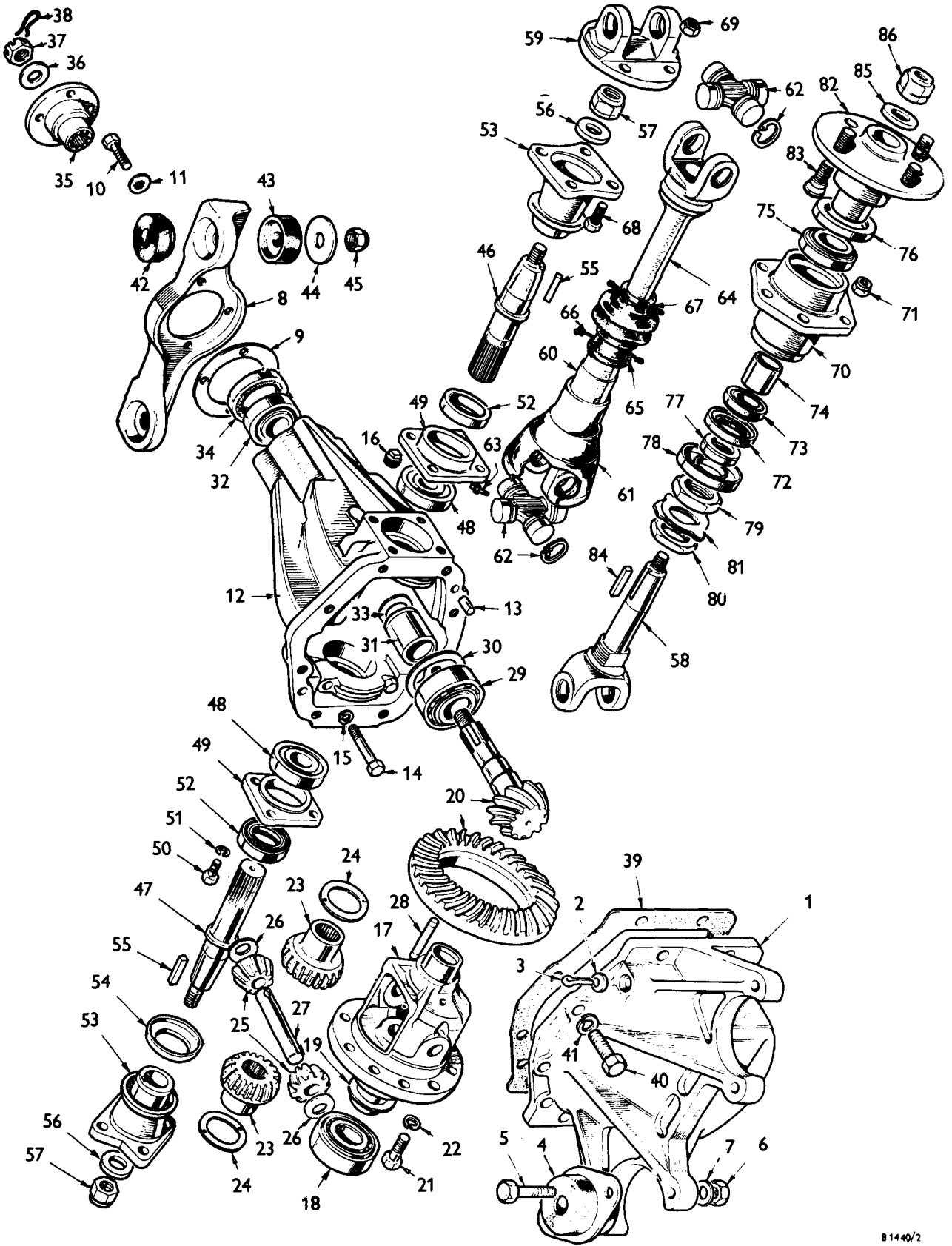


PLATE AE

B1440/2

TR6

INDEPENDENT REAR AXLE

Plate No.	Part No.	Description	No. per Unit	Remarks
		DRIVING FLANGE AND HUB ASSEMBLY (Continued)		
	202446	EXTENSION, hub - R.H.	Wire 1	} Fitted up to Comm. No..... } Fitted from Comm. No.....
	202447	EXTENSION, hub - L.H.	Wheels 1	
	217602	EXTENSION, hub - R.H.	only 1	
	217603	EXTENSION, hub - L.H.	1	
	110366	NUT, extension to hub	8	
AE84	134591	KEY, driving flange - Driving flange to outer axle shaft	2	
AE85	WM0063	WASHER, plain - Driving flange to outer axle shaft	2	
	139057	WASHER, tab - Driving flange to outer axle shaft	2	
AE86	138563	NUT, nyloc - Driving flange to outer axle shaft	2	

Note:- Items marked thus † are available on our Factory Exchange Unit Scheme

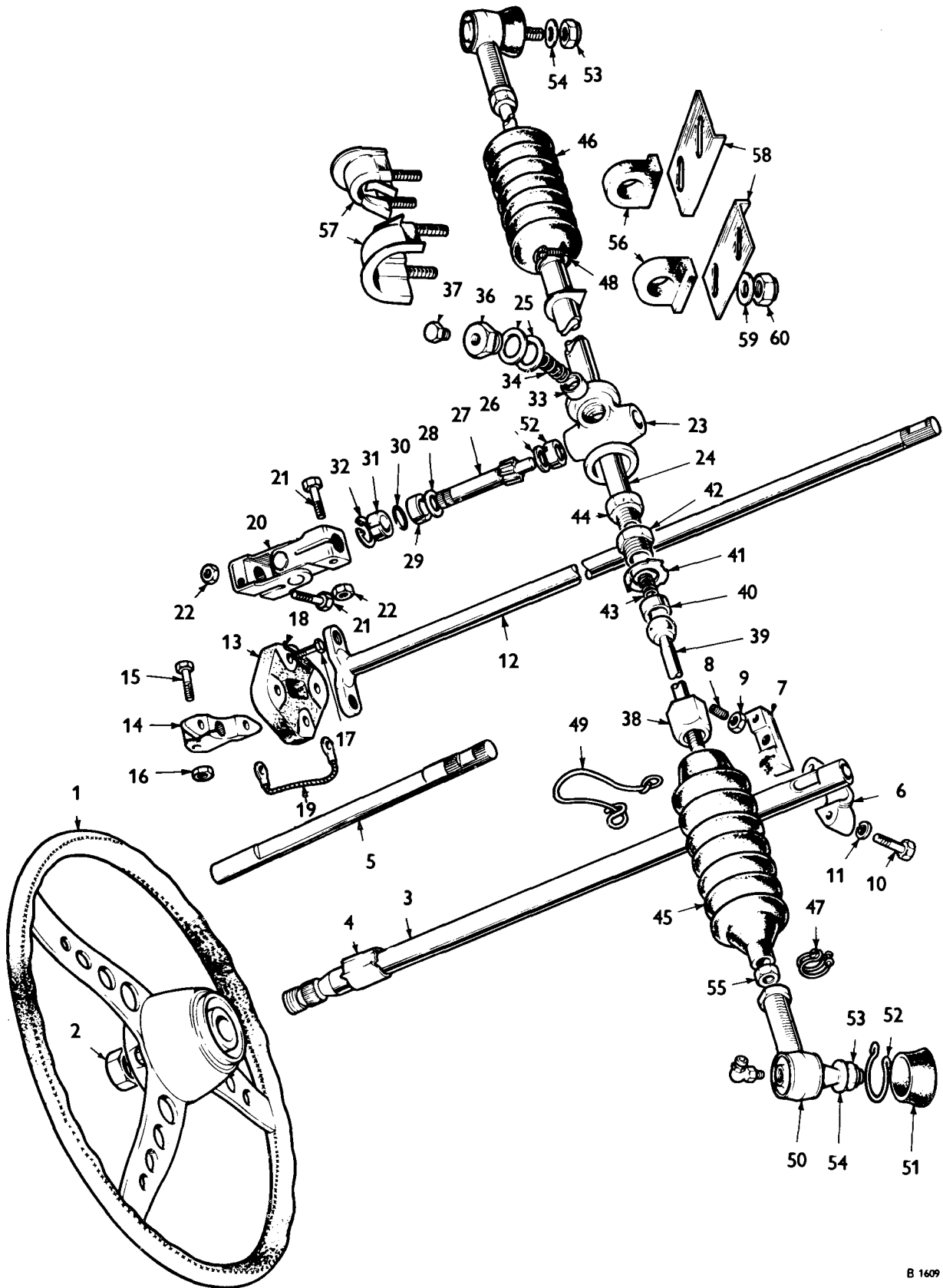


PLATE AH

STEERING

Plate No.	Part No.	Description	No. per unit	Remarks
AH1	308907	STEERING WHEEL - BLACK	1	Fitted up to CC and CP50,000
	313150	STEERING WHEEL - 14½in. Dia.	1	Fitted from Comm.No. CF1
	518533	STEERING WHEEL AND PAD ASSEMBLY	1	U.S.A. markets. Fitted from CC50,001 up to CC.....
	518535	STEERING WHEEL AND PAD ASSEMBLY	1	Other than U.S.A. markets. Fitted from CP50,001 up to CP.....
	160038	STEERING WHEEL AND PAD ASSEMBLY	1	Fitted from Comm.No. CF1
	519444	STEERING WHEEL AND PAD ASSEMBLY	1	Fitted from All markets other than U.S.A.
	519445	STEERING WHEEL AND PAD ASSEMBLY	1	U.S.A. markets only Fitted up to Comm.No. CF1
	518121	PAD, horn push surround	1	Fitted up to CC and CP50,000
	216508	PAD, horn surround	1	Fitted from CC and CP.50,001 up to
	156170	PAD, horn surround	1	All markets fitted from
	WP8027	WASHER, plain, securing steering wheel	1	Fitted from Comm. No. 50,001
AH2	105438	NUT, securing steering wheel	1	
AH3	149864	STEERING COLUMN ASSEMBLY - UPPER OUTER	1	
	149869	STEERING COLUMN ASSEMBLY - UPPER OUTER (LOCKING TYPE)	1	Fitted up to CC and CP50,000
	154640	STEERING COLUMN ASSEMBLY - UPPER OUTER (LOCKING TYPE) Left Hand Steering	1	Fitted from CC and CP.50,001 Fitted from
	156060	STEERING COLUMN ASSEMBLY - UPPER OUTER (LOCKING TYPE) Right Hand Steering	1	CP.52786
AH4	140549	CLIP, trafficator cancelling	1	
AH5	149862	STEERING COLUMN UPPER - INNER	1	
AH6	122669	CLAMP, steering column	1	} Fitted on Carburettor models only
AH7	125782	PLATE, locating - Clamp to steering column	1	

Note:- Items marked thus † are available on our Factory Exchange Unit Scheme

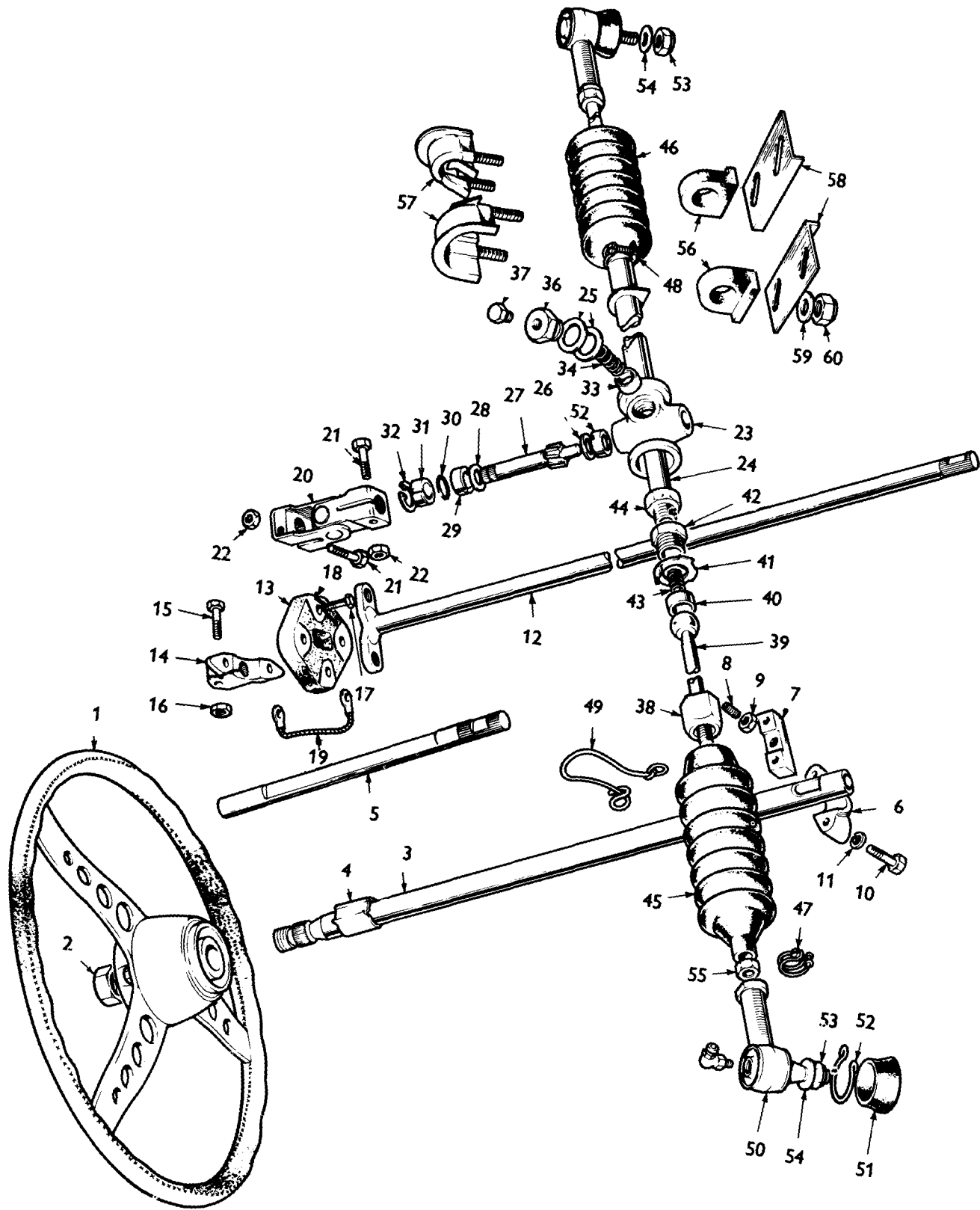


PLATE AH

B 1609
TR 6 PI

STEERING

Plate No.	Part No.	Description	No. per Unit	Remarks		
		STEERING COLUMN UPPER-INNER-Continued				
AH8	125781	SCREW, locating - Clamp to steering column	1	} Fitted on carburettor models only		
AH9	JN2110	NUT, jam - Clamp to steering column	1			
AH10	HB0710	BOLT - Clamp to locating plate	2			
AH11	WL0207	WASHER, lock - Clamp to locating plate	2			
	152646	PIECE, distance - Fitted on carburettor models only	1		Fitted up to Comm. No. CC29986	
	154143	PIECE, distance - Fitted on carburettor models only	1		Fitted from Comm. No. CC29987 up to Comm. No. CC50,000	
	154541	PIECE, distance - Fitted on carburettor models only	1		} Fitted on petrol injection models only	
	154728	BULLET - Upper column and distance tube - Fitted on carburettor models only	1			Fitted from Comm. No. CC50,001
	152468	CLAMP, steering column	1			
	152469	PLATE, locating - Clamp to steering column	1			
	152470	SCREW, locating - Clamp to steering column	1			
	JN2110	NUT, jam - Clamp to steering column	1			
	HB0911	BOLT - Clamp to locating plate	2			
	WL0209	WASHER, lock - Clamp to locating plate	2			
AH12	213308	STEERING COLUMN - LOWER	1			
AH13	130044	FLEXIBLE COUPLING	1	Alternative to 150696 below		
	150696	FLEXIBLE COUPLING	1	Alternative to 130044 above		
AH14	150699	ADAPTOR, coupling to steering column	1	Fitted up to Comm. No. CC77477,CP75371		
AH15	140349	BOLT - Adaptor to column	1	Fitted up to Comm. No. CC77477,CP75371		
	156270	ADAPTOR, coupling to steering column	1	Fitted from Comm. No. CC77478,CP75372		
	HB0813	BOLT - adaptor to steering column	1			
	WPO021	WASHER, plain, adaptor to steering column	1			
		Note:- When fitting adaptor 156270 Bolt HB0813 must be used				

Note:- Items marked thus † are available on our Factory Exchange Unit Scheme

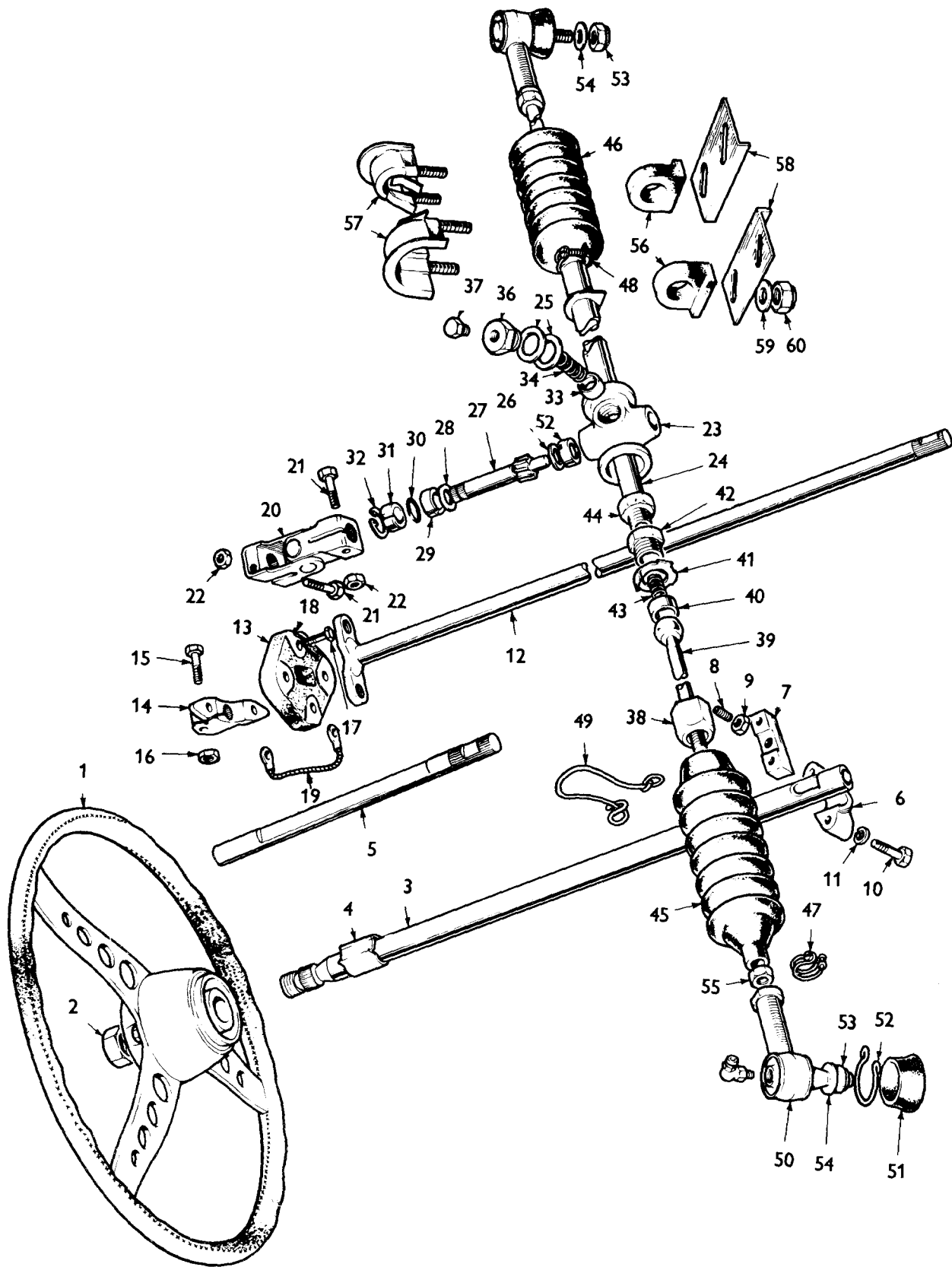


PLATE AH

B 1609
TR 6 PI

STEERING

Plate No.	Part No.	Description	No. per Unit	Remarks
	WP0021	WASHER, plain - Adaptor to column	1	
AH16	TN3208	NUT, nyloc - Adaptor to column	1	
AH17	128323	BOLT - Securing coupling to adaptors	4	Alternative to 128323 and i50687 below
	128323	BOLT - Securing coupling to adaptors	2	
	150697	SCREW - Securing coupling to adaptors	2	
AH18	158701	WIRE, locking - Securing coupling to adaptors	2	} Alternatives to 128323 above
AH19	130581	STRIP, conductor, under bolts securing coupling to adaptors	1	
AH20	145377	UNIVERSAL JOINT	1	
AH21	HB0812	BOLT	2	
AH22	YN2908	NUT, nyloc	2	
AH23	306829	RACK AND PINION STEERING ASSEMBLY - R.H.S.	1	
	306830	RACK AND PINION STEERING ASSEMBLY - L.H.S.	1	
	305773	RACK AND PINION BODY - R.H.S.	1	
	305774	RACK AND PINION BODY - L.H.S.	1	
	128002	BUSH, rack tube	1	
	128020	COVER, end	1	
AH24	208375	RACK	1	
	145108	PLUG, nylon, rack damping	1	
AH25	127997	BUSH, pinion, lower	1	
AH26	128000	WASHER, thrust, lower	1	
AH27	134689	PINION - R.H.S.	1	
	134688	PINION - L.H.S.	1	
AH28	127999	WASHER, thrust, upper	1	
AH29	127998	BUSH, pinion, upper	1	
	120941	SHIM, pinion - .005 in.	A/R	
	130902	SHIM, pinion - .010 in.	A/R	
AH30	128021	'O' RING	1	
AH31	128001	PLUG, end	1	
	128008	PIN	1	
AH32	509537	CIRCLIP, retaining end plug in body	1	
AH33	120946	PLUNGER	1	
AH34	126765	SPRING	1	
AH35	120959	SHIM - .002 in.	A/R	
AH35	120949	SHIM - .004 in.	A/R	
AH35	132055	SHIM - .010 in.	A/R	
AH36	132053	CAP, screwed	1	
AH37	133103	PLUG, grease	1	

Note:- Items marked thus † are available on our Factory Exchange Unit Scheme
99

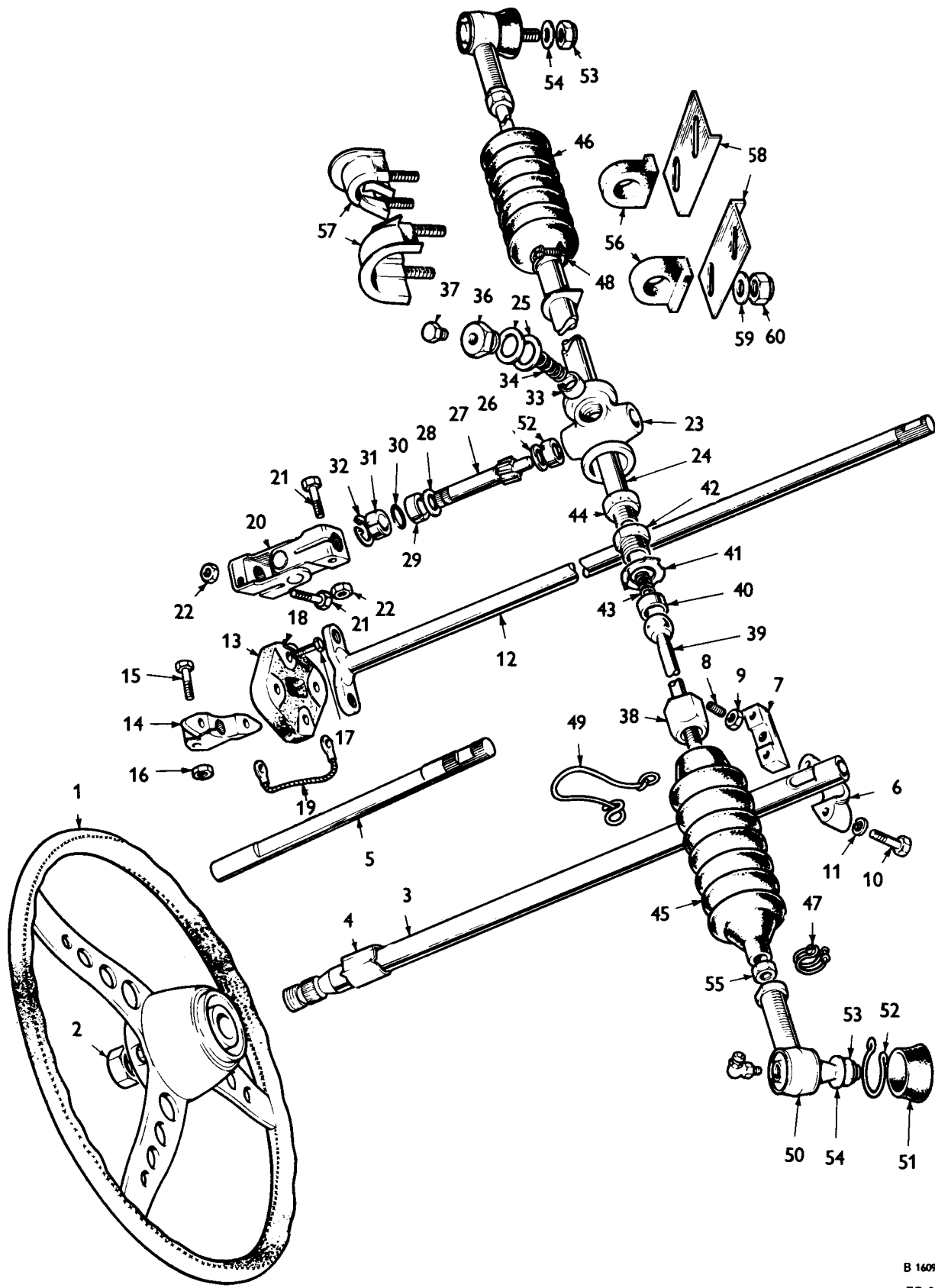


PLATE AH

B 1609
TR 6 PI

STEERING

Plate No.	Part No.	Description	No. per Unit	Remarks
	142687	INNER BALL JOINT ASSEMBLY	2	
AH38	128024	HOUSING, ball - Ball pin to rack	2	
AH39	139860	PIN, ball	2	
AH40	120955	SOCKET, ball - Ball pin to rack	2	Alternative to 158732
	158732	SOCKET, ball - Ball pin to rack	2	Alternative to 120955
AH41	120957	WASHER, tab - Ball pin to rack	2	
	130031	SHIM, .002 in. - Ball pin to rack	A/R	
	130032	SHIM, .010 in. - Ball pin to rack	A/R	
	153516	SHIM, .004 in. - Ball pin on inner ball joint assembly	2	
AH42	129963	SLEEVE, adaptor - Ball pin to rack	2	
AH43	120953	SPRING - Ball pin to rack	2	
AH44	142795	NUT, lock - Ball pin to rack	2	
AH45	128004	BELLOWS, pinion end	1	
AH46	120948	BELLOWS	1	
AH47	CS4009	CLIP - Bellows attachment	2	
AH48	CS4020	CLIP - Bellows attachment	1	
AH49	512781	WIRE, binding, 18 SWG. - Bellows attachment	A/R	
AH50	138815	TIE ROD END BALL JOINT ASSEMBLY	2	
AH51	139300	GAITER	2	
AH52	138869	CLIP, gaiter	2	
AH53	YN2910	NUT, nyloc - Tie rod ends to steering levers	2	
AH54	WP0010	WASHER, plain - Tie rod ends to steering levers	2	
AH55	128022	NUT, locking, ball joint to ball pin	2	
AH56	139386	MOUNTING RUBBER - RACK AND PINION STEERING ASSEMBLY	2	
AH57	136885	CLAMP assembly - Rack and pinion body to frame	2	Fitted up to
	156024	CLAMP assembly - Rack and pinion body to frame	2	Fitted from
AH58	133875	PLATE, reinforcing - Rack and pinion body to frame	2	
AH59	WP0008	WASHER, plain - Rack and pinion body to frame	4	
AH60	YN2908	NUT, nyloc - Rack and pinion body to frame	4	} Alternatives
	AN3508	NUT - Rack and pinion body to frame	4	

Note:- Items marked thus † are available on our Factory Exchange Unit Scheme

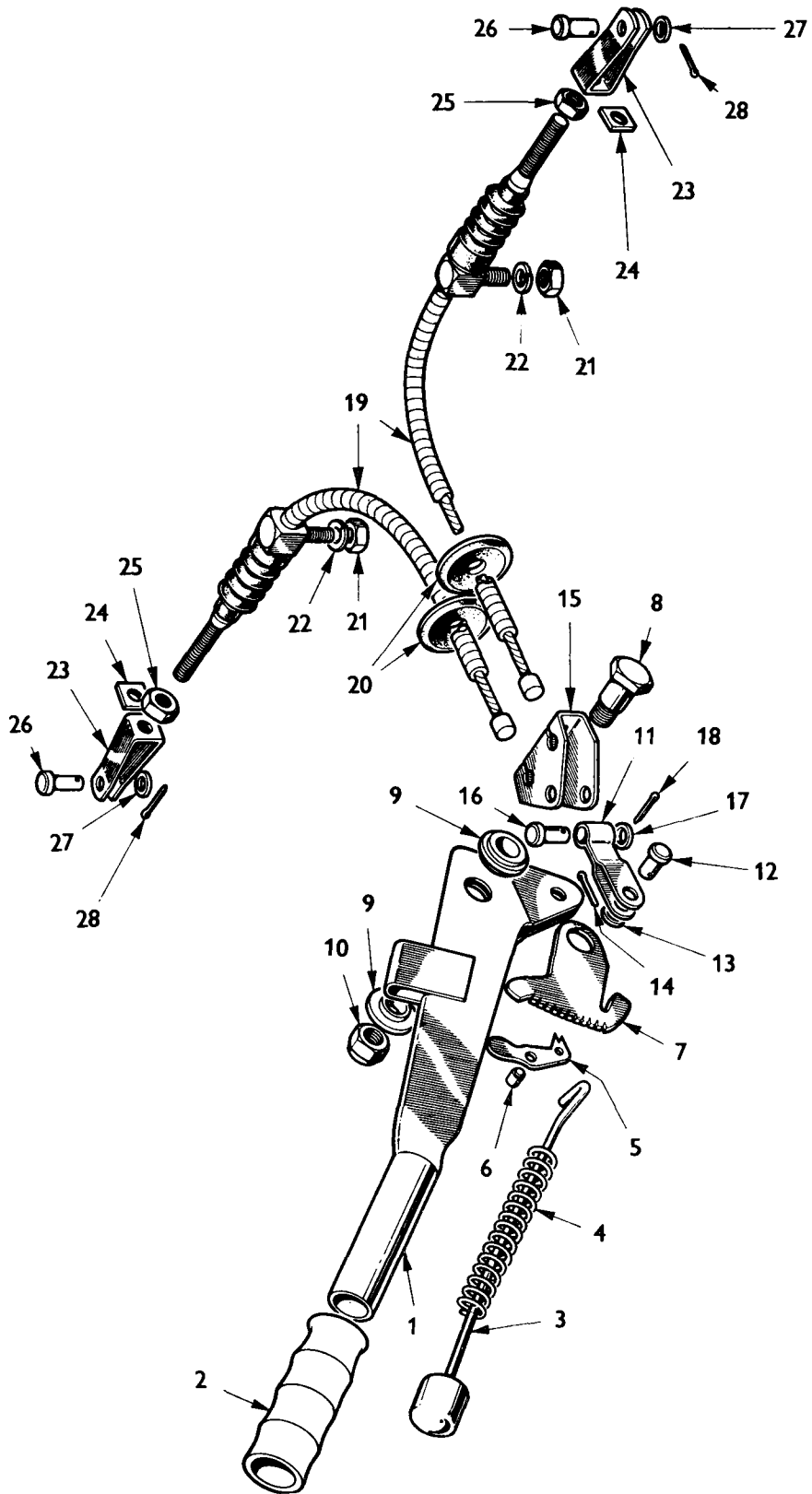


PLATE AJ

HANDBRAKE

Plate No.	Part No.	Description	No. per unit	Remarks
	148078	HANDBRAKE ASSEMBLY	1	
AJ1	148080	LEVER assembly, handbrake	1	
AJ2	131312	GRIP, handbrake lever	1	
AJ3	148082	ROD assembly, pawl release	1	
AJ4	104740	SPRING, pawl release	1	
AJ5	104737	PAWL, handbrake	1	
AJ6	104738	PIN, fulcrum, pawl to lever	1	
AJ7	148083	SEGMENT, ratchet	1	
AJ8	142755	PIN, fulcrum - Handbrake lever and ratchet to mounting bracket	1	
AJ9	142754	BUSH - Handbrake lever and ratchet to mounting bracket	2	
AJ10	TN3209	NUT, nyloc - Handbrake lever and ratchet to mounting bracket	1	
		COVER assembly, handbrake - See Trim Details, page		
	YZ3304	SCREW, cover assembly to tunnel	8	
	YZ3344	SCREW - Cover assembly to support bracket	1	
	WP8005	WASHER, plain - Cover assembly to support bracket	1	
	FU2543/4	NUT, spire - Cover assembly to support bracket	1	
AJ11	140374	COMPENSATOR LINK	1	
AJ12	104750	PIN, joint - Compensator link to handbrake	1	
AJ13	WP0035	WASHER, plain - Compensator link to handbrake	1	
AJ14	PC0005	PIN, cotter - Compensator link to handbrake	1	
AJ15	140375	COMPENSATOR SECTOR	1	
AJ16	PJ8713	PIN, joint - Compensator sector to link	1	
AJ17	WP0007	WASHER, plain - Compensator sector to link	1	
AJ18	PC0007	PIN, cotter - Compensator sector to link	1	

Note:- Items marked thus † are available on our Factory Exchange Unit Scheme

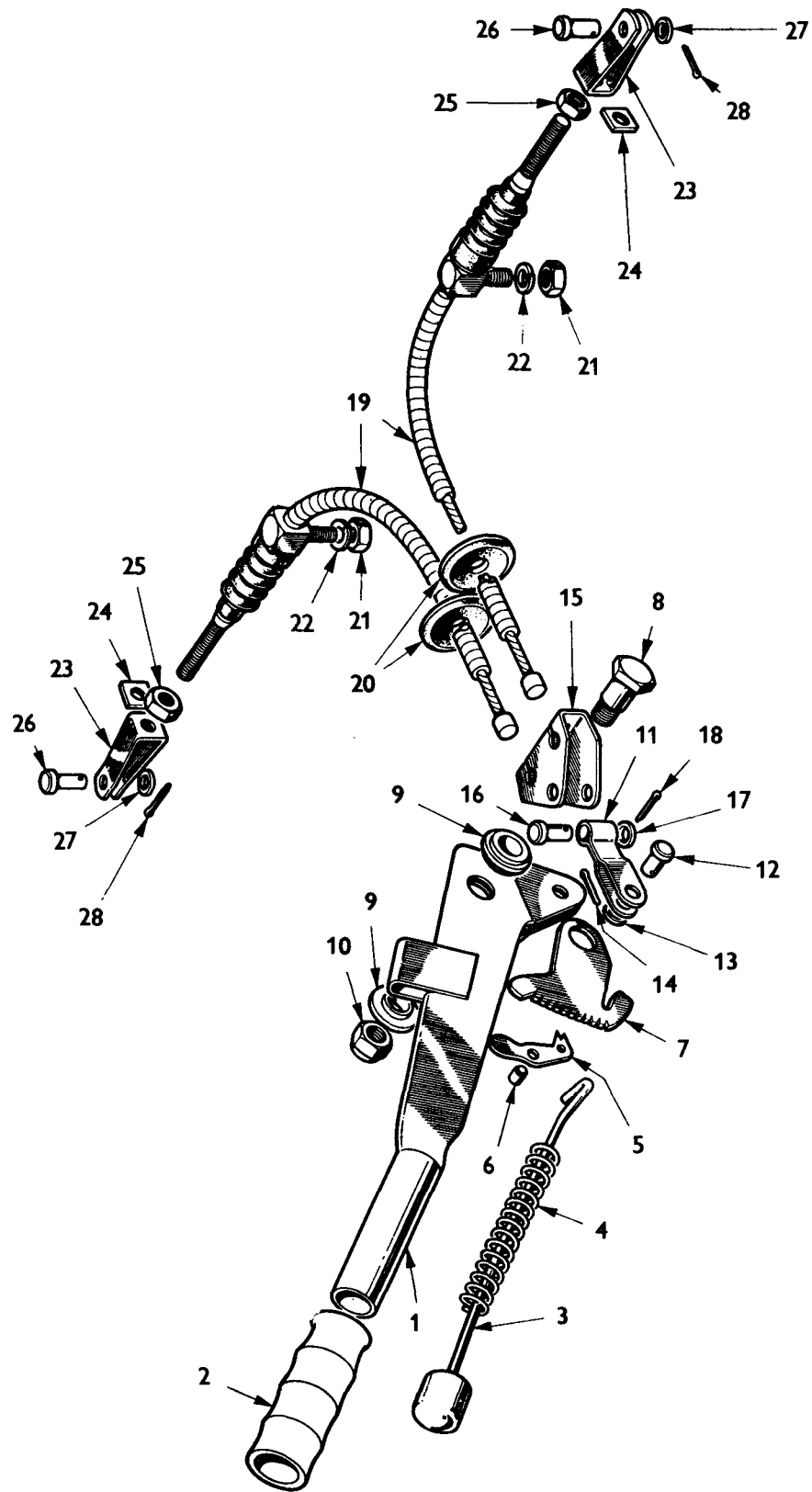


PLATE AJ

HANDBRAKE

Plate No.	Part No.	Description	No. per unit	Remarks
	TKC0248	HANDBRAKE CABLE ASSEMBLY (Germany only)	2	Fitted from
AJ19	140373	HANDBRAKE CABLE ASSEMBLY	2	
AJ20	612715	GROMMET, cable to rear cross member	2	
AJ21	HN2007	NUT - Cable to rear suspension cross member	2	
AJ22	WL0207	WASHER, lock - Cable to rear suspension cross member	2	
AJ23	138247	FORK END, cable	2	
AJ24	QN2707	NUT, square - Fork end to wheel cylinder lever and cable	2	
AJ25	JN2107	NUT, jam - Fork end to wheel cylinder lever and cable	2	
AJ26	PJ8807	PIN, joint - Fork end to wheel cylinder lever and cable	2	
AJ27	WP0008	WASHER, plain - Fork end to wheel cylinder lever and cable	2	
AJ28	PC0009	PIN, cotter - Fork end to wheel cylinder lever and cable	2	

Note:- Items marked thus † are available on our Factory Exchange Unit Scheme

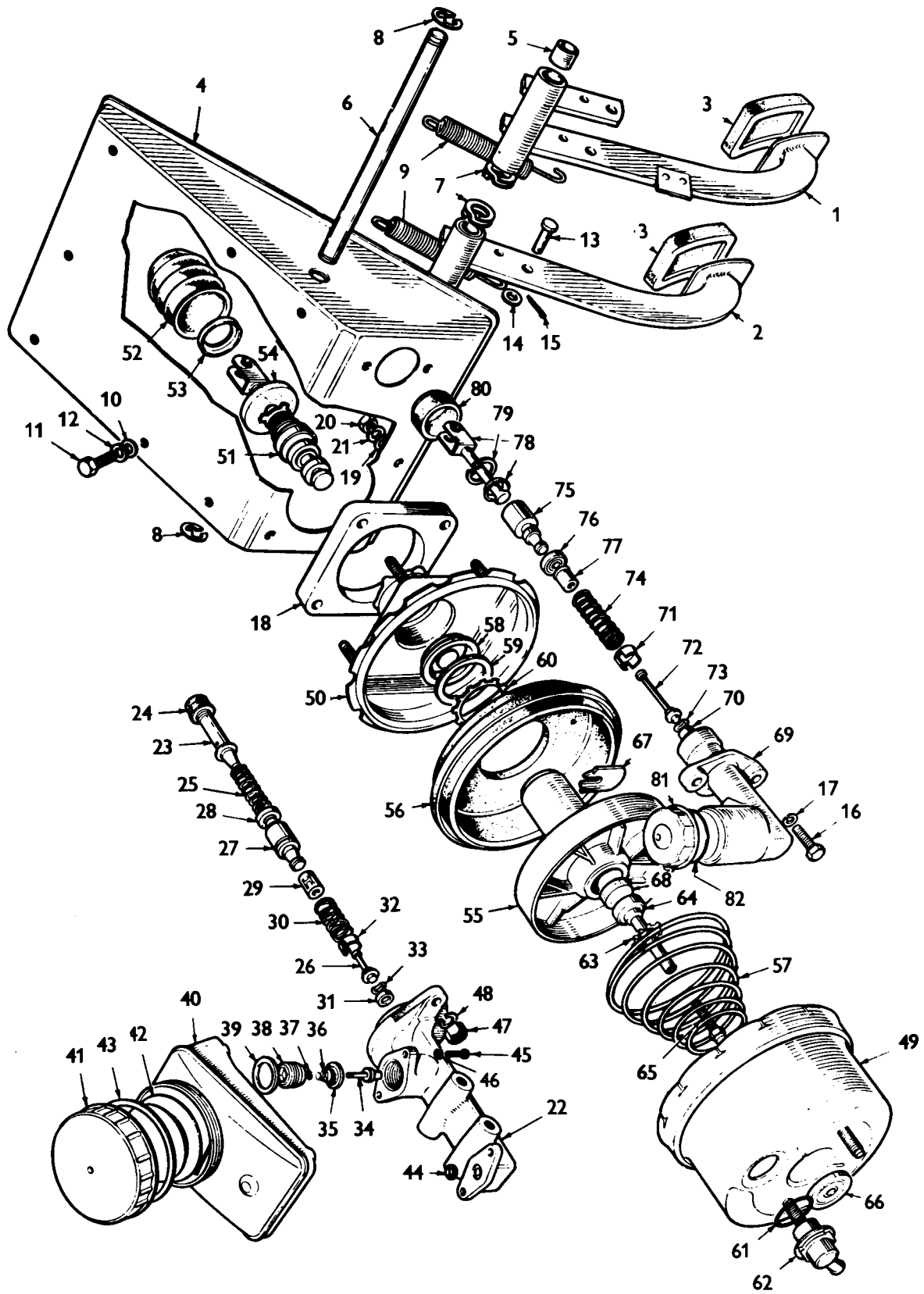


PLATE AM

CLUTCH AND BRAKE PEDALS

Plate No.	Part No.	Description	No. per unit	Remarks
	148021	CLUTCH PEDAL ASSEMBLY - R.H.S.	1	
AM2	148023	CLUTCH PEDAL ASSEMBLY - L.H.S.	1	
	148020	BRAKE PEDAL ASSEMBLY - R.H.S.	1	
AM2	148022	BRAKE PEDAL ASSEMBLY - L.H.S.	1	
AM3	122289	PAD, rubber, on pedals	2	
AM4	308273	PEDAL BOX SUB ASSEMBLY	1	
AM5	147166	BUSH, pedal shaft	4	Fitted up to
	136611	BUSH, pedal shaft	4	Fitted from
AM6	148017	SHAFT, pedal	1	
AM7	44630	WASHER, double coil - Shaft to pedal box	2	Alternative to 1A2139
	1A2139	WASHER, double coil - Shaft to pedal box	2	Alternative to 44630
AM8	506542	CIRCLIP - Shaft to pedal box	2	
AM9	57950	SPRING, return, clutch and brake pedals - R.H.S. only	2	
AM9	57950	SPRING, return, clutch pedal - L.H.S. only	1	
	WP0008	WASHER, plain - Pedal box to dash - R.H.S. only	2	
	HU0805	SCREW, set - Pedal box to dash - R.H.S. only	2	
	WL0208	WASHER, lock - Pedal box to dash - R.H.S. only	2	
AM10	WM0057	WASHER, plain - Securing pedal box to dash shelf and clutch master cylinder to mounting bracket	9	
AM11	HU0705	SCREW, set - Securing pedal box to dash shelf and clutch master cylinder to mounting bracket	9	
AM12	WL0207	WASHER, lock - Securing pedal box to dash shelf and clutch master cylinder to mounting bracket	9	
AM13	PJ8808	PIN, joint - Master cylinder fork ends to pedals	2	
AM14	WP0008	WASHER, plain - Master cylinder fork ends to pedals	2	
AM15	PC0009	PIN, cotter - Master cylinder fork ends to pedals	2	

Note:- Items marked thus † are available on our Factory Exchange Unit Scheme

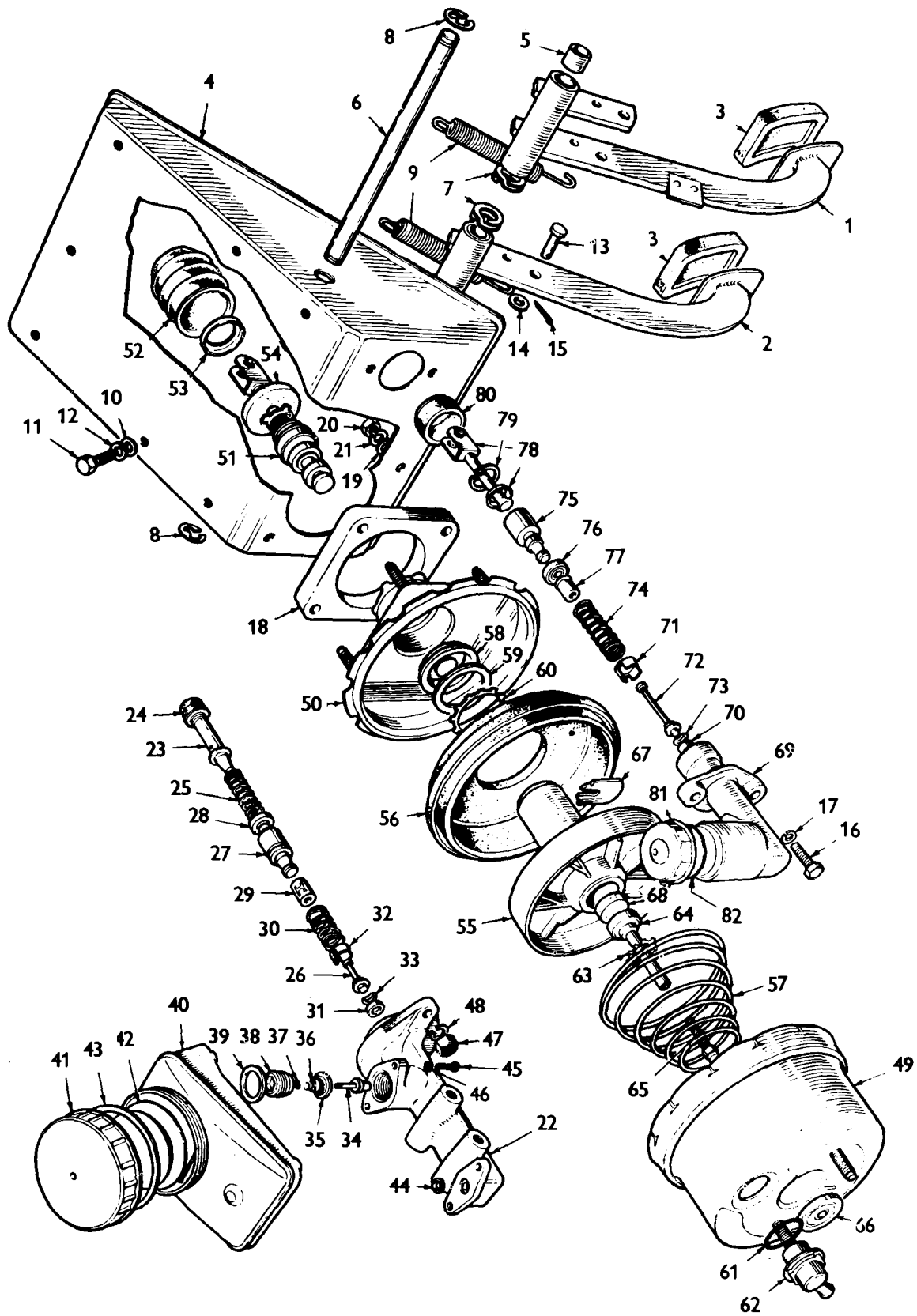


PLATE AM

CLUTCH AND BRAKE PEDALS

Plate No.	Part No.	Description	No. per unit	Remarks
		PEDAL BOX SUB ASSEMBLY (continued)		
	146413	BRACKET assembly, clutch master cylinder mounting - R.H.S. only	1	
	125217	COVER, dust - R.H.S. only	1	
	HU0807	SCREW, set - Clutch master cylinder to mounting bracket - R.H.S only	2	
	WL0208	WASHER, lock - Clutch master cylinder to mounting bracket - R.H.S. only	2	
AM16	HU0808	SCREW, set - Clutch master cylinder to dash and pedal box	2	
AM17	WL0208	WASHER, lock - Clutch master cylinder to dash and pedal box	2	
AM18	148024	SPACER - Servo unit to dash	1	
AM19	WP0125	WASHER, plain - Servo unit to dash	4	
AM20	HN2008	NUT - Servo unit to dash	4	

Note:- Items marked thus † are available on our Factory Exchange unit Scheme

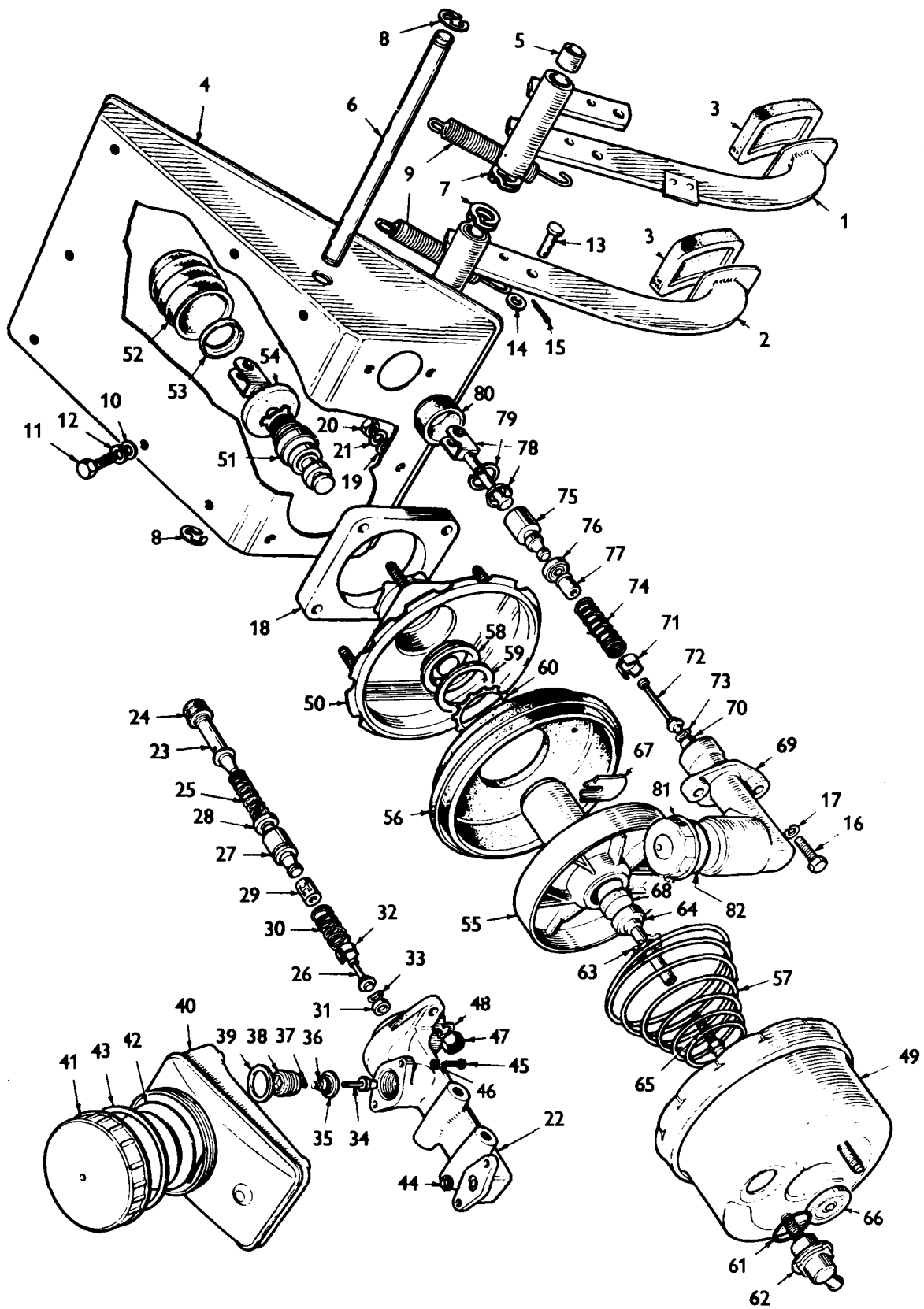


PLATE AM

MASTER CYLINDER

Plate No.	Part No.	Description	No. per unit	Remarks
	308302	BRAKE MASTER CYLINDER (TANDEM) AND SERVO ASSEMBLY	1	
	218069	MASTER CYLINDER ASSEMBLY	1	
AM22	N/S	BODY		
AM23	517024	PLUNGER, primary	1	
AM24	517025	SEAL, gland	1	
AM25	517028	SPRING	1	
AM26	517029	STEM valve	1	
AM27	517026	PLUNGER, secondary	1	
AM28	517027	SEAL, ring, two way	1	
AM29	517030	RETAINER, spring	1	
AM30	517031	SPRING	1	
AM31	512802	SEAL	1	
AM32	517032	SPACER	1	
AM33	512803	WASHER, spring	1	
AM34	517033	TIPPING VALVE ASSEMBLY	1	
AM35	517034	SEAT, valve	1	
AM36	517035	SPRING, valve	1	
AM37	517036	CIRCLIP	1	
AM38	517037	NUT, valve	1	
AM39	517038	SEAL	1	
AM40	157667	RESERVOIR, fluid, assembly	1	
AM41	214912	CAP, filler	1	
AM42	517041	BAFFLE	1	
AM43	517042	GASKET	1	
AM44	517542	SEAL	1	
AM45	517044	SCREW, set - Reservoir to body	4	
AM46	517045	WASHER, spring - Reservoir to body	4	
	517333	KIT, reservoir	1	
	517332	KIT, maste. cylinder repair	1	
AM47	HN2008	NUT, master - Cylinder to servo	2	
AM48	W00308	WASHER, lock - Cylinder to servo	2	

Note:- Items marked thus † are available on our Factory Exchange Unit Scheme

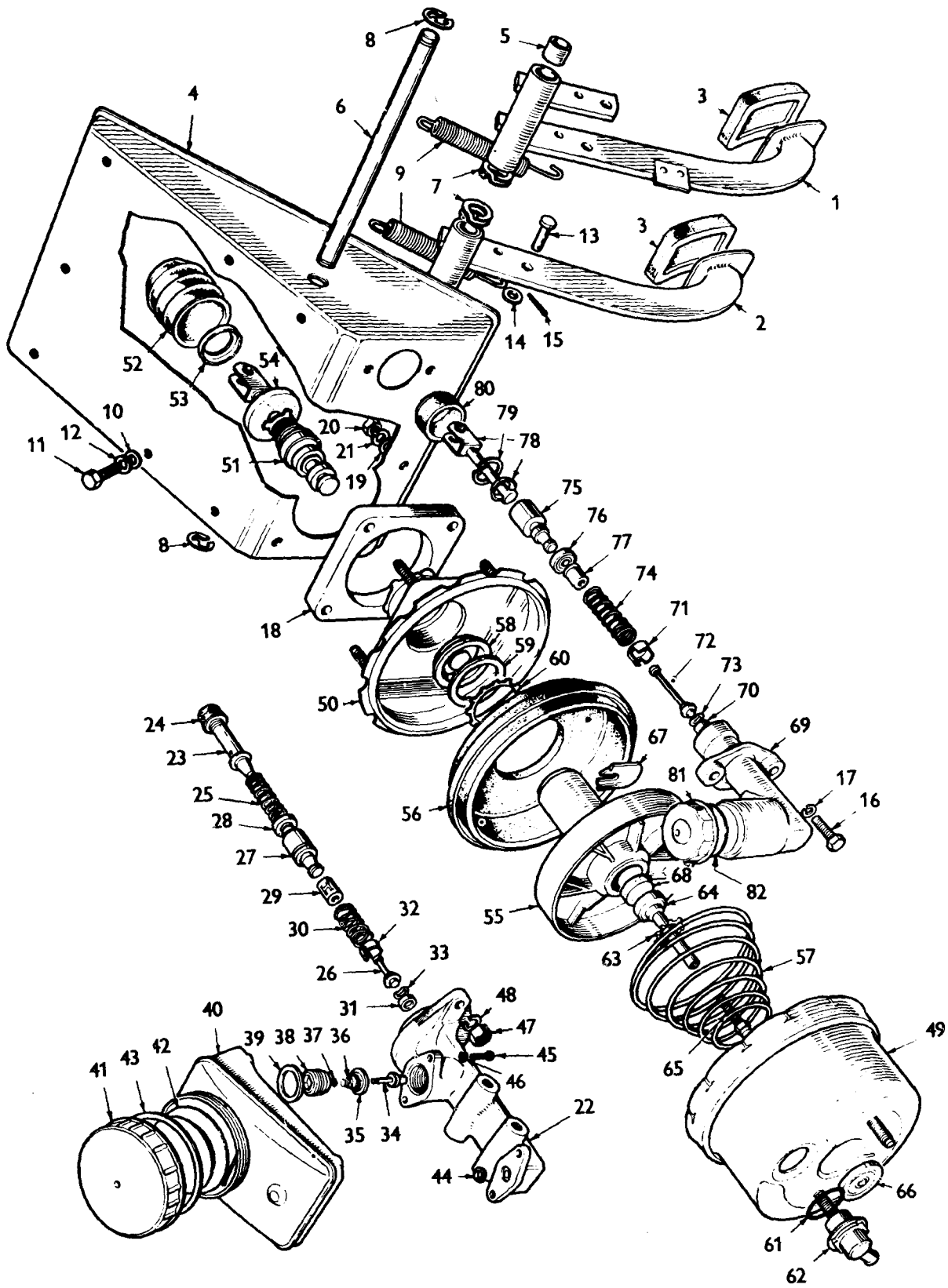


PLATE AM

MASTER CYLINDER

Plate No.	Part No.	Description	No. per unit	Remarks
	218072	SERVO UNIT ASSEMBLY	1	
AM49	N/S	SHELL AND STUDS - Front		
AM50	N/S	SHELL AND STUDS - Rear		
AM51	516888	VALVE AND POPPET assembly	1	
	516891	ROD, push, assembly	1	
AM52	516897	COVER, dust	1	
AM53	516898	RETAINER, cover	1	
AM54	516899	FILTER	1	
AM55	516900	DIAPHRAGM PLATE	1	
AM56	516901	DIAPHRAGM	1	
AM57	516902	SPRING	1	
AM58	516903	SEAL	1	
AM59	516904	WASHER	1	
AM60	516905	RETAINER	1	
AM61	516906	'O' RING	1	
AM62	516907	NON-RETURN VALVE assembly	1	
AM63	516908	RETAINER	1	
AM64	516909	ROD, valve, push assembly	1	
AM65	516910	BOLT	1	
AM66	516911	SEAL and plate assembly	1	
AM67	516912	KEY	1	
AM68	516913	DISC, reaction	1	
	517329	KIT, push rod	1	
	517330	KIT, servo, minor repair	1	
	517331	KIT, servo, major repair	1	Export only
	148531	CLUTCH MASTER CYLINDER ASSEMBLY .75 in. DIA. - R.H.S.	1	Fitted up to Body No. 50910CP
	154932	CLUTCH MASTER CYLINDER ASSEMBLY .70 in. DIA. - R.H.S.	1	Fitted from Body No. 50911CP
	148530	CLUTCH MASTER CYLINDER ASSEMBLY .75 in. DIA. - L.H.S.	1	Fitted up to Body No. 52951CC
	154933	CLUTCH MASTER CYLINDER ASSEMBLY .70 in. DIA. - L.H.S.	1	Fitted from Body No. 52952CC
AM69	N/S	BODY		
AM70	106158	SEAL, valve	1	
AM71	111163	SPACER, valve	1	
AM72	106157	STEM, valve	1	

Note:-Items marked thus † are available on our Factory Exchange Unit Scheme

MASTER CYLINDER

Plate No.	Part No.	Description	No. per unit	Remarks
CLUTCH MASTER CYLINDER ASSEMBLY (continued)				
AM73	106090	WASHER, spring, valve head	1	
AM74	510815	SPRING	1	
AM75	516338	PLUNGER	1	Fitted up to Body No. 52951CC and 50910CP only For use with 148530 and 148531
	518648	PLUNGER	1	Fitted from Body No, 52952CC, 50911CP and future For use with 154932 and 154933
AM76	510847	SEAL, gland	1	Fitted up to Body No, 52951CC and 50910CP and future For use with 148530 and 148531
	518649	SEAL, gland	1	Fitted from Body No, 52952CC, 50911CP and future For use with 154932 and 154933
AM77	106088	RETAINER, spring	1	
AM78	122296	ROD, push, assembly - R.H.S.	1	
	148607	ROD, push, assembly - L.H.S.	1	
AM79	106092	CIRCLIP, push rod retainer	1	
AM80	106093	COVER, dust	1	
AM81	106094	CAP, filler, reservoir	1	
AM82	106095	WASHER, rubber, cap	1	
	505702	KIT, clutch master cylinder repair	1	

Note:- 154932 and 154933 may be used for all replacements.

Note:- Items marked thus † are available on our Factory Exchange Unit Scheme

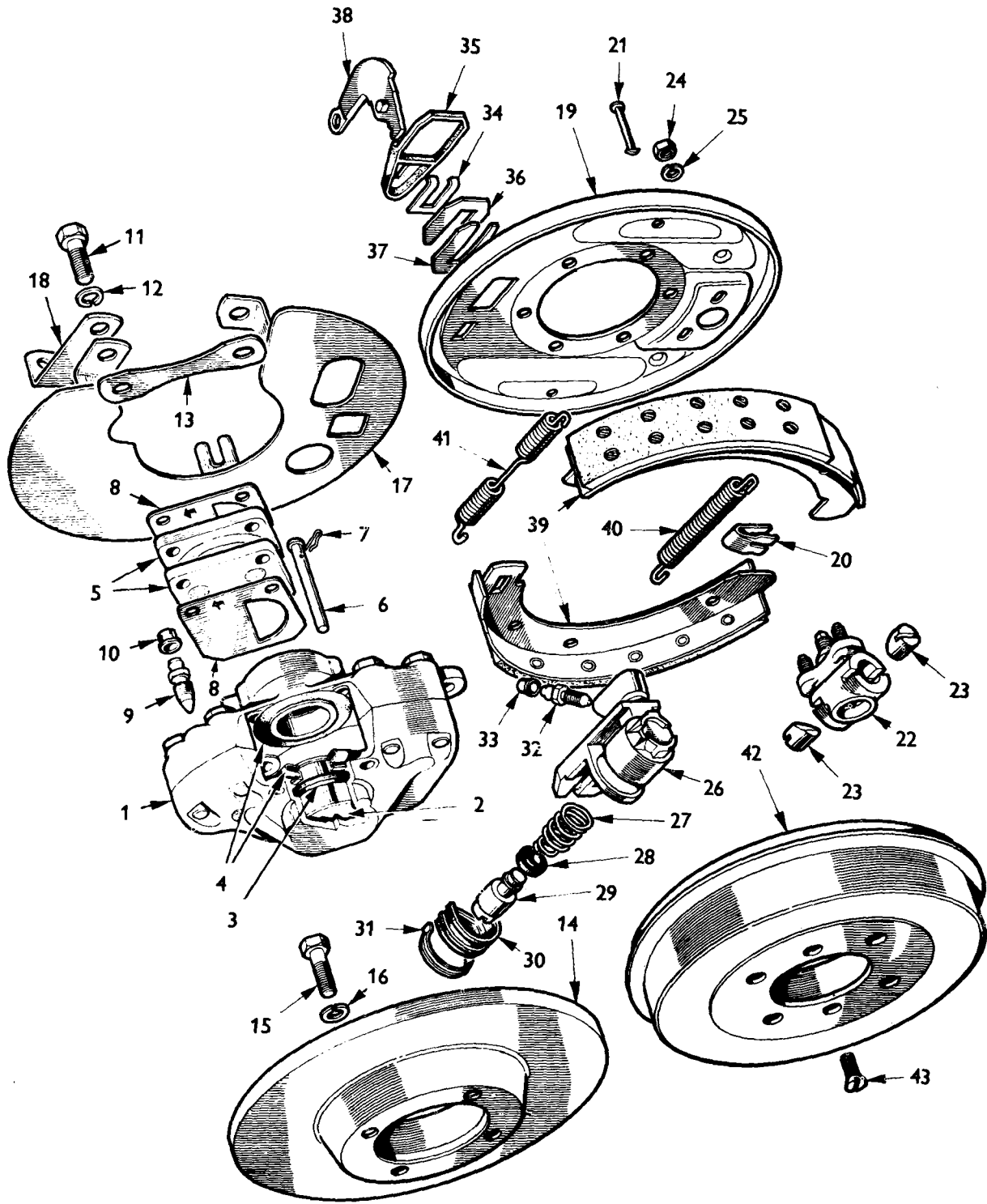


PLATE AN

01131
TR6

BRAKES

Plate No.	Part No.	Description	No. per Unit	Remarks
	307976	FRONT BRAKE CALIPER ASSEMBLY (TYPE 16P) (Less Pads) - R.H.	1	Imperial Thread Fitted up to Comm. No. CC29929 CP26075
AN1	307977	FRONT BRAKE CALIPER ASSEMBLY (TYPE 16P) (Less Pads) - L.H.	1	
AN2	510792	PISTON, fitted in body	4	
AN3	157668	RING, sealing piston	4	
AN4	504827	BOOT, rubber	4	
AN5	509058	PIN, pad retaining	4	
	521121	PIN, pad retaining	4	
AN6	509059	CLIP, securing pin to body	4	
AN7	UKC0951	SHIM, damping (M16P Calipers)	4	
AN8	108756	SCREW, bleed	2	
AN9	105676	CAP, bleed screw	2	
AN10	134339	PAD, lining assembly	4	
	157673	PAD, lining assembly, heavy duty	4	
AN11	113142	BOLT, Caliper assembly to mounting plate	4	
AN12	WL0210	WASHER, spring, caliper assembly to mounting plate	4	
	506667	SERVICE KIT - front brake caliper	1	
	311851	FRONT BRAKE CALIPER ASSEMBLY (less pads) L.H.	1	Fitted from CC.29930 CP.26076. Imperial Thread. Fitted up to Comm. No. CP.76094 (P.I. Models) and CC.81078(Carburettor Models)
	311852	FRONT BRAKE CALIPER ASSEMBLY (less pads)R.H.	1	
	157685	Piston	4	
	157668	Ring, sealing piston	4	
	518259	Boot, piston	4	
	518260	Rivet, boot retaining	4	
	108765	Screw, bleed	2	
	509058	Pin, pad retaining	4	
	509059	Clip, securing pin to body	4	
	134339	PAD, assembly	1 set	
	UKC.0951	SHIM, damping (M16P Calipers)	4	
	113142	BOLT, Caliper to mounting plate	4	
	WL.0210	WASHER, lock, Caliper to mounting plate	4	

Note:- Items marked thus † are available on our Factory Exchange Unit Scheme

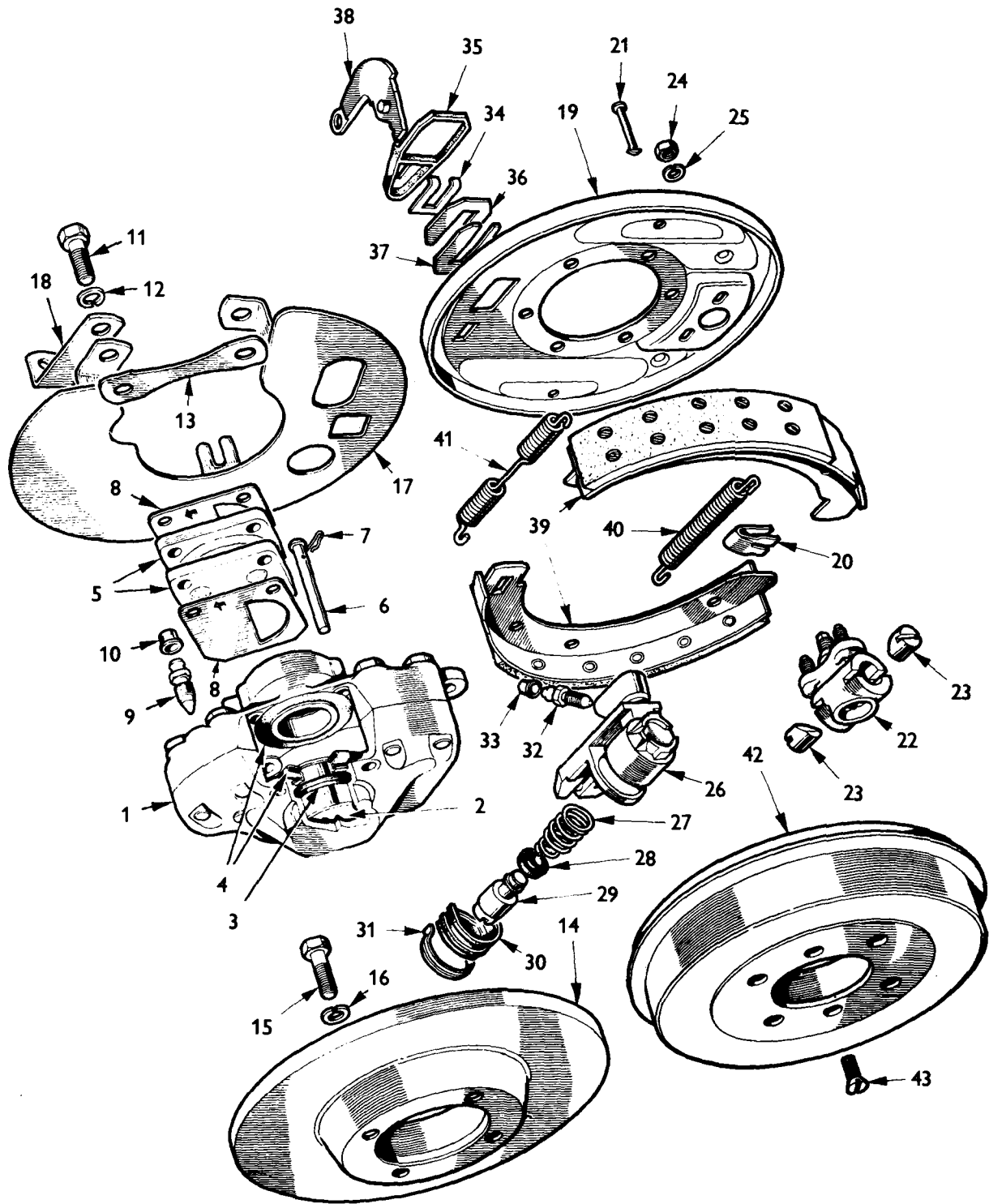


PLATE AN

01131
TR6

BRAKES

Plate No.	Part No.	Description	No. per Unit	Remarks
	159026	FRONT BRAKE CALIPER ASSEMBLY (less pads) L.H.	1	} Metric Thread. Fitted from Comm. No.CP.76095 (P.I. Models) and CC.81079(Carburettor Models) and future
	159027	FRONT BRAKE CALIPER ASSEMBLY (less pads) R.H.	1	
	157685	PISTON	4	
	159731	SERVICE KIT, piston	2	
	521119	SCREW, bleed	2	
	521121	PIN, pad retaining	4	
	511032	CLIP, securing pin to body	4	
	159124	PAD, assembly	1 set	
	521120	KIT, squeal deterrant	2	
	158668	BOLT, Caliper to mounting plate	4	
	WL.0211	WASHER, lock, Caliper to mounting plate	4	

Note:- Items marked thus † are available on our Factory Exchange Unit Scheme

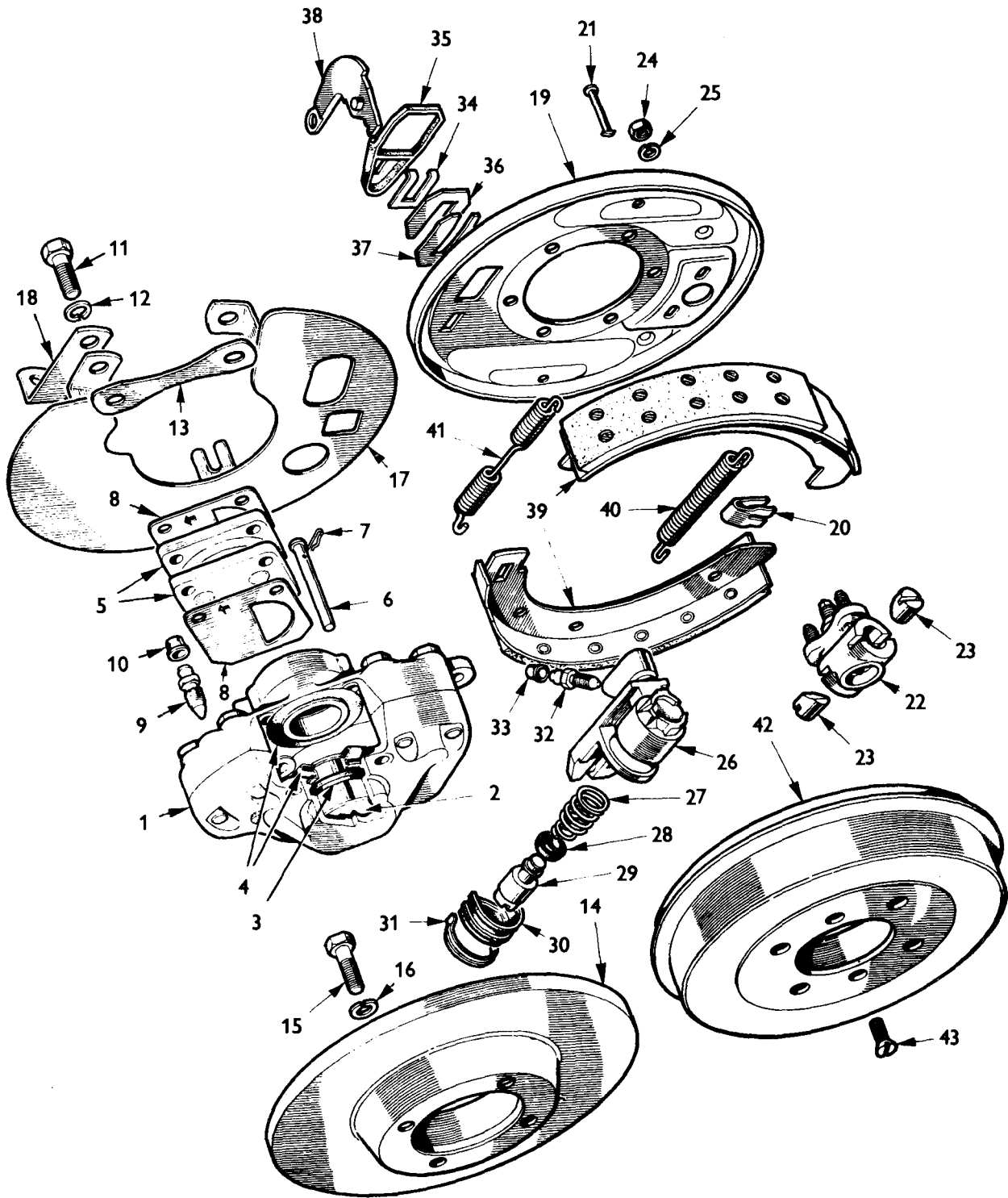


PLATE AN

81131
TR6

BRAKES

Plate No.	Part No.	Description	No. per unit	Remarks
AN14	209327	FRICITION DISC - FRONT BRAKE CALIPER	2	
AN15	113150	BOLT - Friction disc to front hub	8	
AN16	WL0209	WASHER, spring - Friction disc to front hub	8	
	307226	COVER, dust assembly - R.H. - Secured by mounting plate attachment bolts	1	
AN17	307227	COVER, dust assembly - L.H. - Secured by mounting plate attachment bolts	1	
AN18	141124	BRACKET, caliper brake hose - Secured by mounting plate attachment bolts	2	
	211445	REAR BRAKE ASSEMBLY - R.H.	1	Fitted up to
	TKC.0293	REAR BRAKE ASSEMBLY - R.H.	1	Fitted from (Except U.S.A.)
	211444	REAR BRAKE ASSEMBLY - L.H.	1	Fitted up to
	TKC.0292	REAR BRAKE ASSEMBLY - L.H.	1	Fitted from (Except U.S.A.).
	212059	BACK PLATE ASSEMBLY - R.H.	1	
AN19	212058	BACK PLATE ASSEMBLY - L.H.	1	
AN20	508818	SPRING - Shoe hold down	4	
AN21	122505	PIN - Shoe hold down	4	
AN22	120142	ADJUSTER UNIT ASSEMBLY	2	
AN23	111054	TAPPET, adjuster unit	4	
AN24	HN2007	NUT - Adjuster unit to back plate	4	
AN25	WN0707	WASHER, spring - Adjuster unit to back plate	4	
	157671	REAR WHEEL CYLINDER ASSEMBLY	2	
AN26	N/S	BODY		
AN27	510946	SPRING	2	
AN28	157763	SEAL, gland	2	
AN29	510944	PISTON	2	
AN30	504838	COVER, dust, over piston	2	
AN31	504839	RETAINER, dust cover	2	
AN32	108756	SCREW, bleed, wheel cylinder	2	
AN33	105676	CAP, bleed screw	2	
AN34	505094	WASHER, distance, dust cover	2	
AN35	505093	COVER, dust	2	
AN36	505092	PLATE, locking, wheel cylinder	2	
AN37	505091	SPRING, retaining, locking plate	2	
AN38	157672	LEVER, assembly, handbrake	2	
	512351	SERVICE KIT, rear wheel cylinder	1	

Note:- Items marked thus † are available on our Factory Exchange Unit Scheme

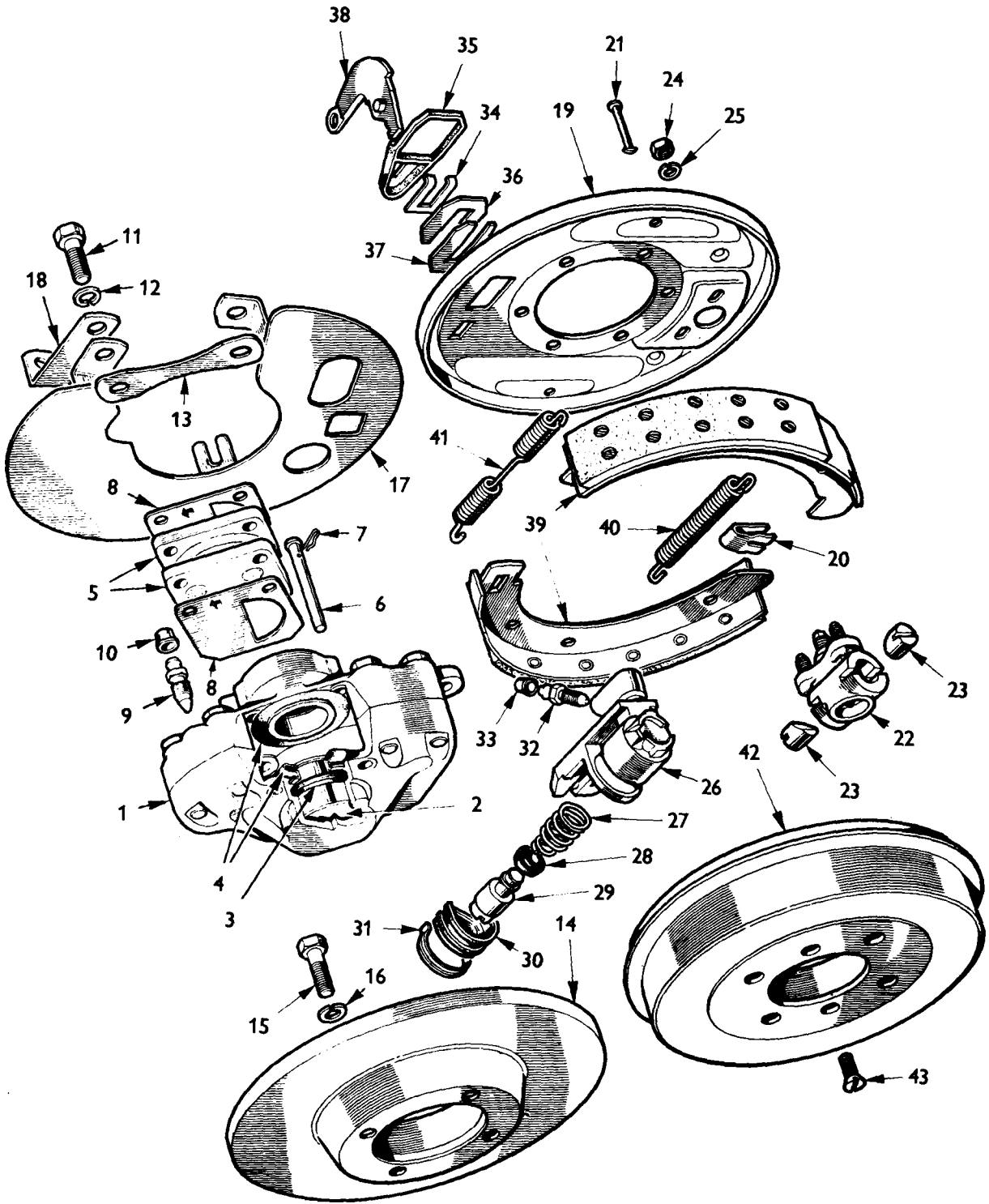


PLATE AN

81131
TR6

BRAKES

Plate No.	Part No.	Description	No. per unit	Remarks
	TKC.0294	BRAKE SHOE SET (Comprising one leading, one trailing shoe)	2 sets	Fitted from
AN39	509207	BRAKE SHOE SET (comprising one leading, one trailing shoe)	2 sets	Fitted up to (except U.S.A.)
AN40	508817	SPRING, shoe return - Adjuster end	2	
AN41	505081	SPRING, shoe return - Expander end	2	
AN42	210578	REAR BRAKE DRUM	2	
AN43	V5435	SCREW, set, drum to hub	4	

Note:- Items marked thus † are available on our Factory Exchange Unit Scheme

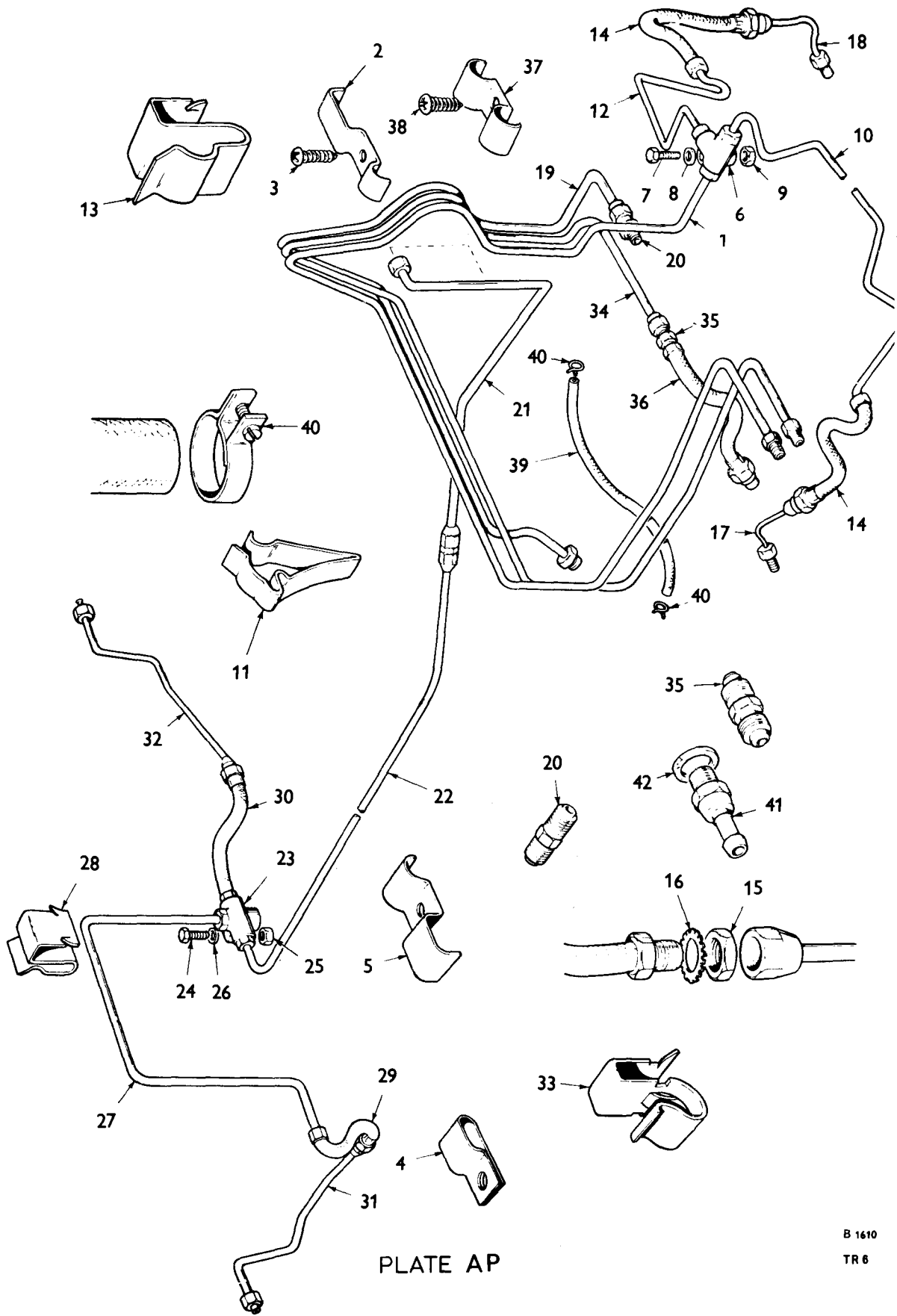


PLATE AP

HYDRAULIC PIPES - R.H.S.

Plate No.	Part No.	Description	No. per unit	Remarks
		BRAKE PIPES - R.H.S.		
AP1	308398	PIPE, master cylinder to 3 way connector	1	Fitted up to
	309719	PIPE assembly master cylinder to 3 way connection	1	Fitted from
AP2	149059	CLIP, retaining pipe	2	
AP3	YZ3303	SCREW, securing pipe	4	
AP4	150969	CLIP, double	1	
AP5	149766	CLIP, retaining, master cylinder to 3 way connector pipe	1	
AP6	136908	CONNECTOR, 3 way	1	
AP7	HB0710	BOLT - 3 way connector to chassis frame bracket	1	
AP8	WP0007	WASHER, plain - 3 way connector to chassis frame bracket	1	
AP9	TN3207	NUT - 3 way connector to chassis frame bracket	1	
AP10	308150	PIPE assembly, 3 way connector to R.H. front hose	1	Fitted up to
	309721	PIPE assembly 3 way connection to R.H. front hose	1	Fitted from
AP11	59191	CLIP, securing pipe to cross member	1	
AP12	147636	PIPE assembly, 3 way connector to L.H. front hose	1	Fitted up to
	309720	PIPE assembly 3 way connector to L.H. front hose	1	Fitted from
AP13	137048	CLIP, securing pipe to front suspension stay	1	
AP14	143320	HOSE, pipe to caliper pipe	2	Alternative to GBH.126
	GBH.126	HOSE, flexible, pipe to caliper pipe	2	Fitted from Alternative to 143320
AP15	516614	NUT - Hose to pipes	4	
AP16	WE0609	WASHER, shakeproof (external) - Hose to pipes	4	
AP17	141590	PIPE assembly, hose to caliper - R.H.	1	Fitted up to CC81077 CP76093
	309722	PIPE assembly, hose to caliper - L.H.	1	Fitted from CR.81078 CP.76094
	312550	PIPE assembly, hose to caliper - L.H.	1	Fitted from CP.81079 CP.76095

Note:- Items marked thus † are available on our Factory Exchange Unit Scheme

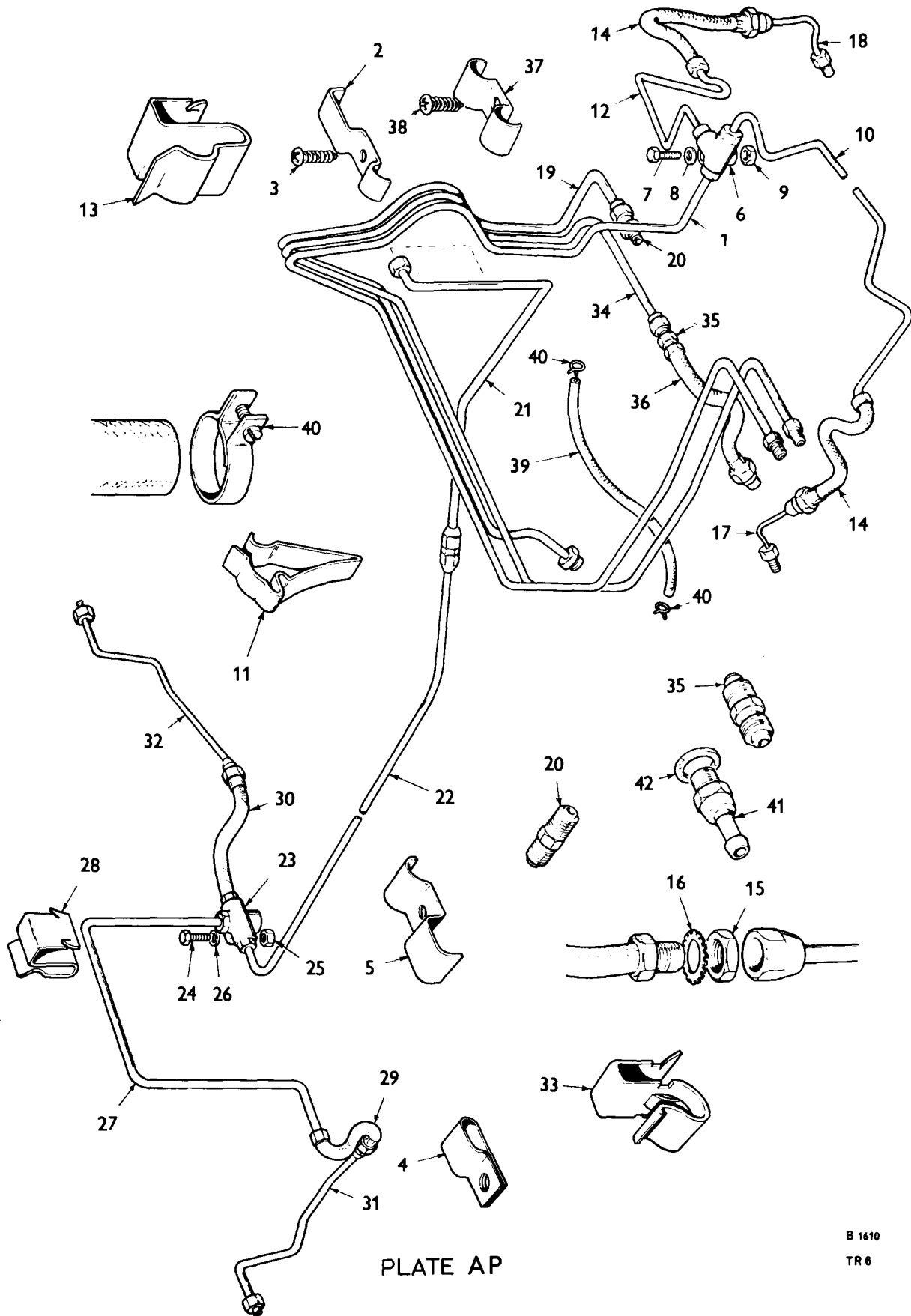


PLATE AP

B 1610
TR 6

HYDRAULIC PIPES - R.H.S.

Plate No.	Part No.	Description	No. per Unit	Remarks
AP18	141591	PIPE assembly, hose to caliper - L.H.	1	Fitted up to CC.81077 CP.76093
	309723	PIPE assembly, hose to caliper - R.H.	1	Fitted from CC81078 CP76094
	312551	PIPE assembly, hose to caliper - R.H.	1	Fitted from CC81079 CP76095
AP19	308399	PIPE assembly, master cylinder to D.E. union	1	Fitted up to
	309718	PIPE assembly, master cylinder to D.E. union	1	Fitted from
AP20	121782	UNION, D.E., connecting front, intermediate and rear pipes	2	
AP21	308400	PIPE assembly, intermediate	1	Fitted up to
	309717	PIPE assembly intermediate	1	Fitted from
AP22	308347	PIPE assembly, rear, D.E. union to 3 way connector	1	Fitted up to
	309725	PIPE assembly, rear, D.E. union to 3 way connector	1	Fitted from
AP23	136908	CONNECTOR, 3 way	1	
AP24	HB0710	BOLT - 3 way connector to cruciform stiffener	1	
AP25	TN3207	NUT, nyloc - 3 way connector to cruciform stiffener	1	
AP26	WP0007	WASHER, plain - 3 way connector to cruciform stiffener	1	
AP27	141588	PIPE assembly, 3 way to R.H. hose	1	Fitted up to
	309724	PIPE assembly, 3 way to R.H. hose	1	Fitted from
AP28	618286	CLIP, pipe to cross member	1	
AP29	143565	HOSE, rear - R.H.	1	
AP30	143564	HOSE, rear - L.H.	1	
	107072	GASKET, copper, on hose	2	
AP15	516614	NUT - Hose attachment	3	
AP16	WE0609	WASHER, shakeproof (external) - Hose attachment	3	
AP31	143524	PIPE assembly, hose to wheel cylinder - R.H.	1	Fitted up to
	309727	PIPE assembly, hose to wheel cylinder - R.H.	1	Fitted from
AP32	143523	PIPE assembly, hose to wheel cylinder - L.H.	1	Fitted up to
	309726	PIPE assembly, hose to wheel cylinder - L.H.	1	Fitted from
AP33	615836	CLIP, pipe to trailing arm	2	

Note:- Items marked thus † are available on our Factory Exchange Unit Scheme

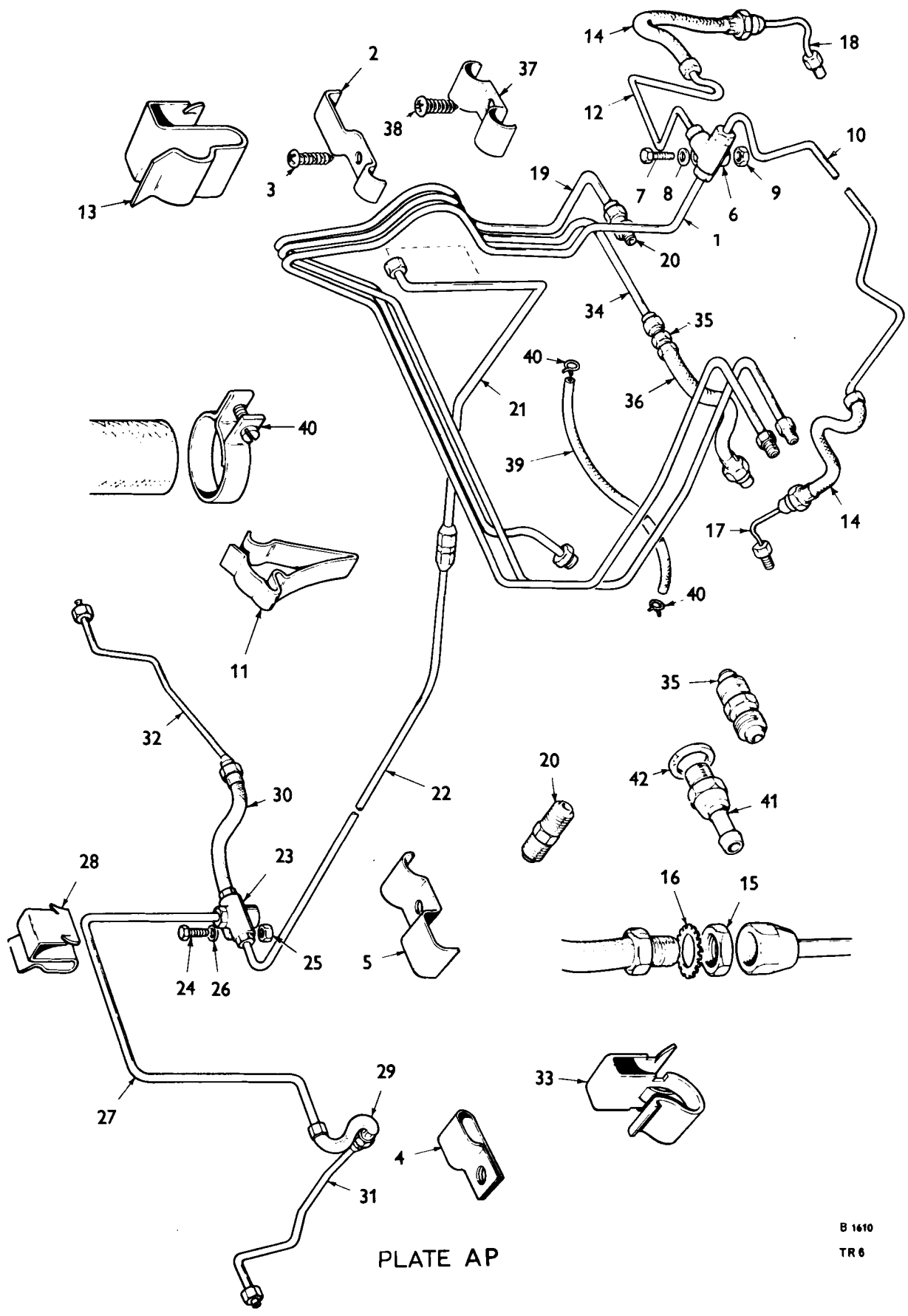


PLATE AP

HYDRAULIC PIPES - R.H.S.

Plate No.	Part No.	Description	No. per Unit	Remarks
		CLUTCH PIPES - R.H.S.		
AP34	308362	PIPE assembly, clutch master cylinder to D.E. union	1	
AP35	143032	CONNECTOR, D.E.	1	
AP36	140420	HOSE, nylon, D.E. union to slave cylinder	1	
AP37	119147	CLIP - Retaining pipe	4	
AP38	YZ3303	SCREW - Retaining pipe	4	
		SERVO PIPES - R.H.S.		
AP39	149329	HOSE, servo to manifold	1	
AP40	CC5011	CLIP, hose attachment	2	
AP41	144373	VALVE, non return	1	
AP42	WF0513	WASHER, fibre, on valve	1	

Note:-Items marked thus † are available on our Factory Exchange Unit Scheme

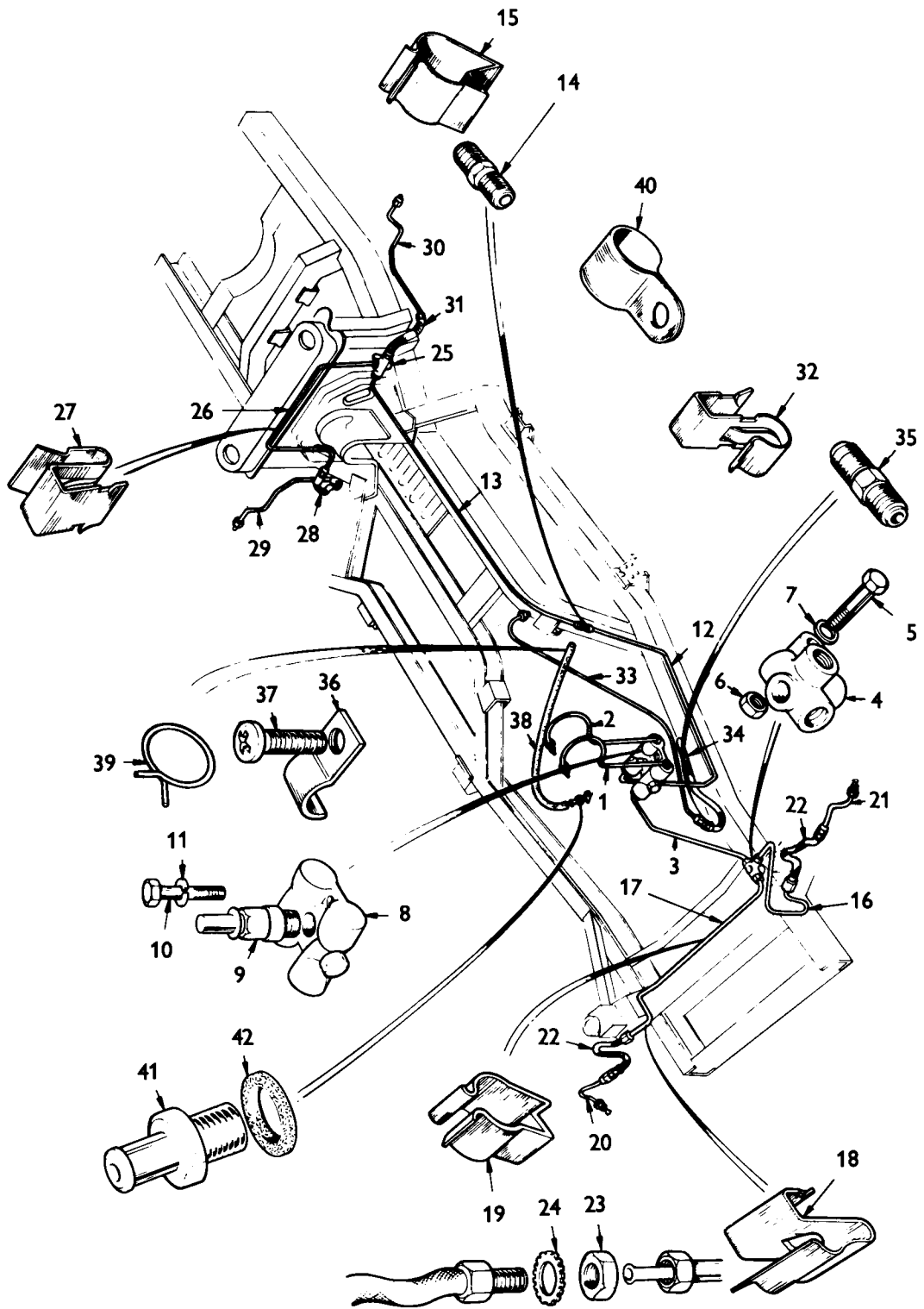


PLATE AQ

HYDRAULIC PIPES - L.H.S.

Plate No.	Part No.	Description	No. per unit	Remarks
		BRAKE PIPES - L.H.S.		
AQ1	148791	PIPE, master cylinder to pressure diff. valve, front	1	Fitted up to
	309730	PIPE, assembly, master cylinder to pressure diff. valve front	1	Fitted from
AQ2	148790	PIPE, master cylinder to pressure diff. valve, rear	1	Fitted up to
	309729	PIPE, assembly, master cylinder to pressure diff. valve rear	1	Fitted from
AQ3	148815	PIPE, pressure diff. valve to 3 way, front	1	Fitted up to
	309728	PIPE, assembly, pressure diff. valve to 3 way front	1	Fitted from
AQ4	136908	THREE WAY PIECE - Front	1	
AQ5	HB0710	BOLT - Three way piece to mounting bracket	1	
AQ6	TN3207	NUT - Three way piece to mounting bracket	1	
AQ7	WP0007	WASHER, plain - Three way piece to mounting bracket	1	
AQ8	149972	VALVE assembly, warning, pressure differential	1	
AQ9	149971	SWITCH, warning light	1	
AQ10	HB0709	BOLT - Securing valve to body gusset	1	
AQ11	WL0207	WASHER, lock - Securing valve to body gusset	1	
AQ12	308348	PIPE, pressure, diff. to D.E. union, rear	1	Fitted up to
	309731	PIPE, assembly, pressure diff. to D.E. union	1	Fitted from
AQ13	308347	PIPE, D.E. union to 3 way, rear	1	Fitted up to
	309725	PIPE, assembly, D.E. union to 3 way, rear	1	Fitted from
AQ14	121782	CONNECTOR, D.E. union	1	
AQ15	59191	CLIP, pipe	1	
AQ16	147636	PIPE, 3 way to L.H. front hose	1	Fitted up to
	309720	PIPE assembly, 3 way connector to L.H. front hose	1	Fitted from
AQ17	308150	PIPE, 3 way to R.H. front hose	1	Fitted up to
	309721	PIPE assembly, 3 way connector to R.H. front hose	1	Fitted from
AQ18	137048	CLIP, pipe to turret support	1	
AQ19	59191	CLIP, R.H. pipe to cross member	1	

Note:-Items marked thus † are available on our Factory Exchange Unit Scheme

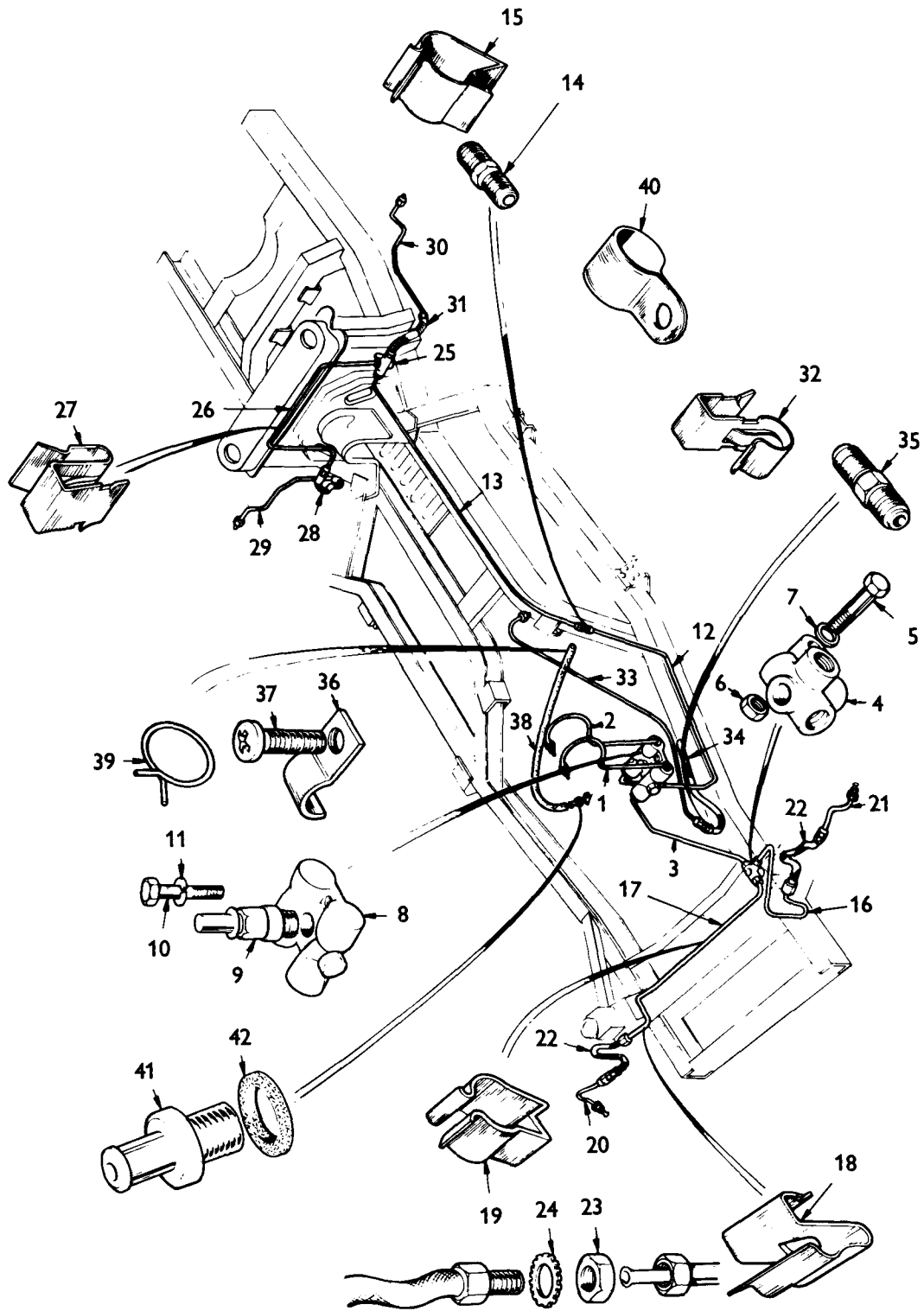


PLATE AQ

HYDRAULIC PIPES - L.H.S.

Plate No.	Part No.	Description	No. per unit	Remarks
		BRAKE PIPES - L.H.S. - continued		
AQ20	141590	PIPE, caliper to hose bracket, R.H.	1	Fitted up to
	309722	PIPE assembly, hose to caliper R.H.	1	Fitted from
AQ21	141591	PIPE, caliper to hose bracket, L.H.	1	Fitted up to
	309723	PIPE assembly, hose to caliper L.H.	1	Fitted from
AQ22	143320	HOSE, high pressure, front	2	
AQ23	516614	NUT - Securing hoses and pipes	4	
AQ24	WE0609	WASHER, shakeproof (external) - securing hoses and pipes	4	
AQ25	136908	PIECE, 3 way, rear	1	
	HB0710	BOLT - 3 way piece to cruciform stiffener	1	
	TN3207	NUT - 3 way piece to cruciform stiffener	1	
	WP0007	WASHER - 3 way piece to cruciform stiffener	1	
AQ26	141588	PIPE, 3 way to R.H. hose	1	Fitted up to
	309724	PIPE assembly, 3 way to R.H. hose	1	Fitted from
AQ27	618386	CLIP, pipe to cross member	1	
AQ28	143565	HOSE, rear R.H.	1	
	516614	NUT, bulkhead - Hose attachment	3	
	WE0609	WASHER, shakeproof (external) - Hose attachment	3	
AQ29	143524	PIPE, hose to wheel cylinder, R.H.	1	Fitted up to
	309727	PIPE assembly, hose to wheel cylinder R.H.	1	Fitted from
AQ30	143523	PIPE, hose to wheel cylinder, L.H.	1	Fitted up to
	309726	PIPE assembly, hose to wheel cylinder L.H.	1	Fitted from
AQ31	143564	HOSE, rear, L.H.	1	
	107072	GASKET, copper, on hose	2	
AQ32	615836	CLIP, pipe to trailing arm	2	
		CLUTCH PIPES - L.H.S.		
AQ33	148816	PIPE, clutch master cylinder to D.E. union	1	
AQ34	140420	HOSE, nylon	1	
AQ35	143032	CONNECTOR, D.E. union, pipe to nylon hose	1	
AQ36	618303	CLIP - Retaining pipe	1	
AQ37	YZ3303	SCREW, self tapping - Retaining pipe	1	

Note:-Items marked thus † are available on our Factory Exchange Unit Scheme

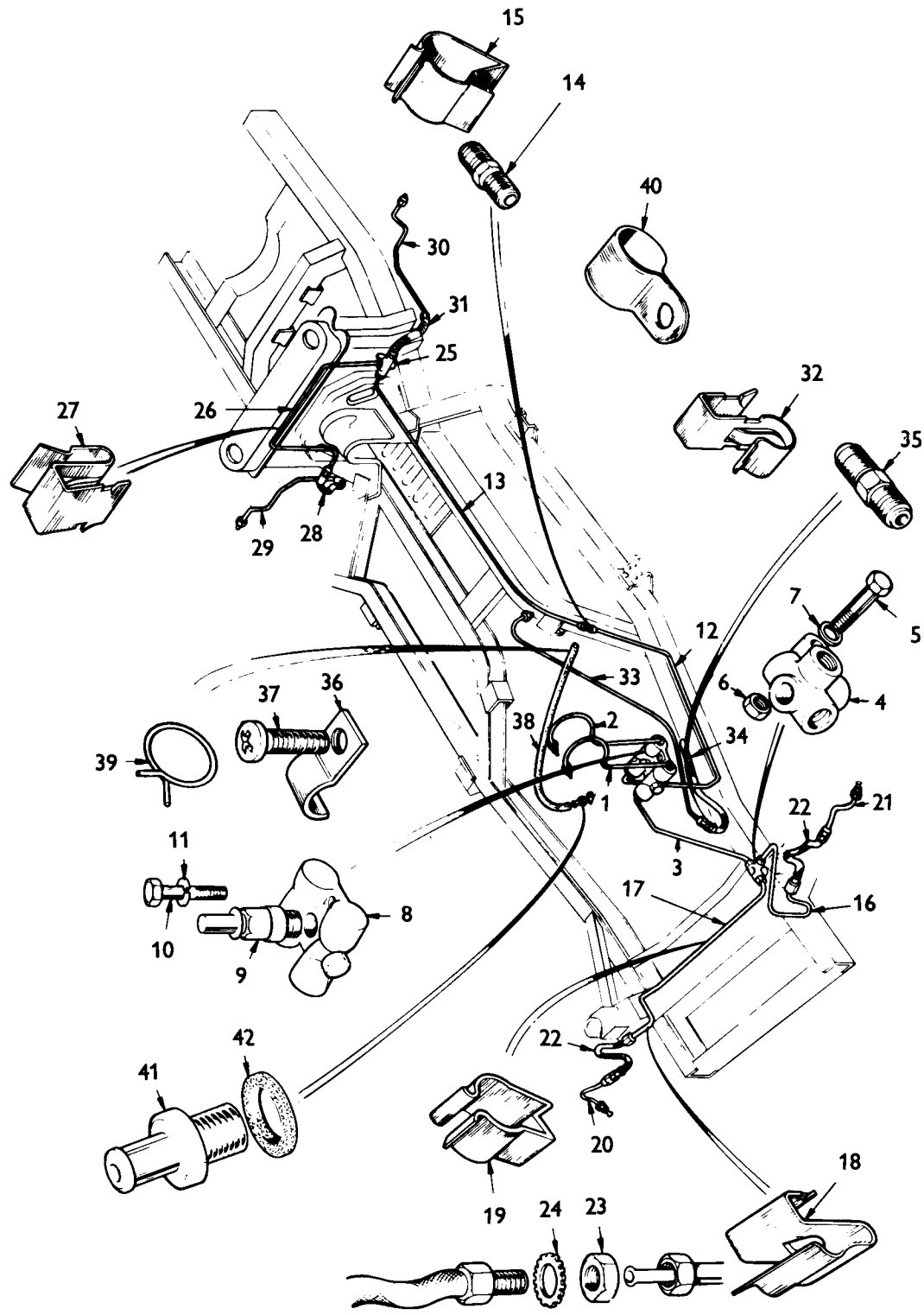


PLATE AQ

B 1612
TR 6

HYDRAULIC PIPES - L.H.S.

Plate No.	Part No.	Description	No. per unit	Remarks
		SERVO PIPES L.H.S.		
AQ38	149329	HOSE, servo to manifold	1	
AQ39	CC5011	CLIP, hose attachment	2	
AQ40	514048	CLIP, "P" - Vacuum hose to rocker cover	1	
AQ41	144373	VALVE, non-return, fitted to manifold	1	
AQ42	WF0513	WASHER, fibre, on valve	1	

Note:-Items marked thus † are available on our Factory Exchange Unit Scheme

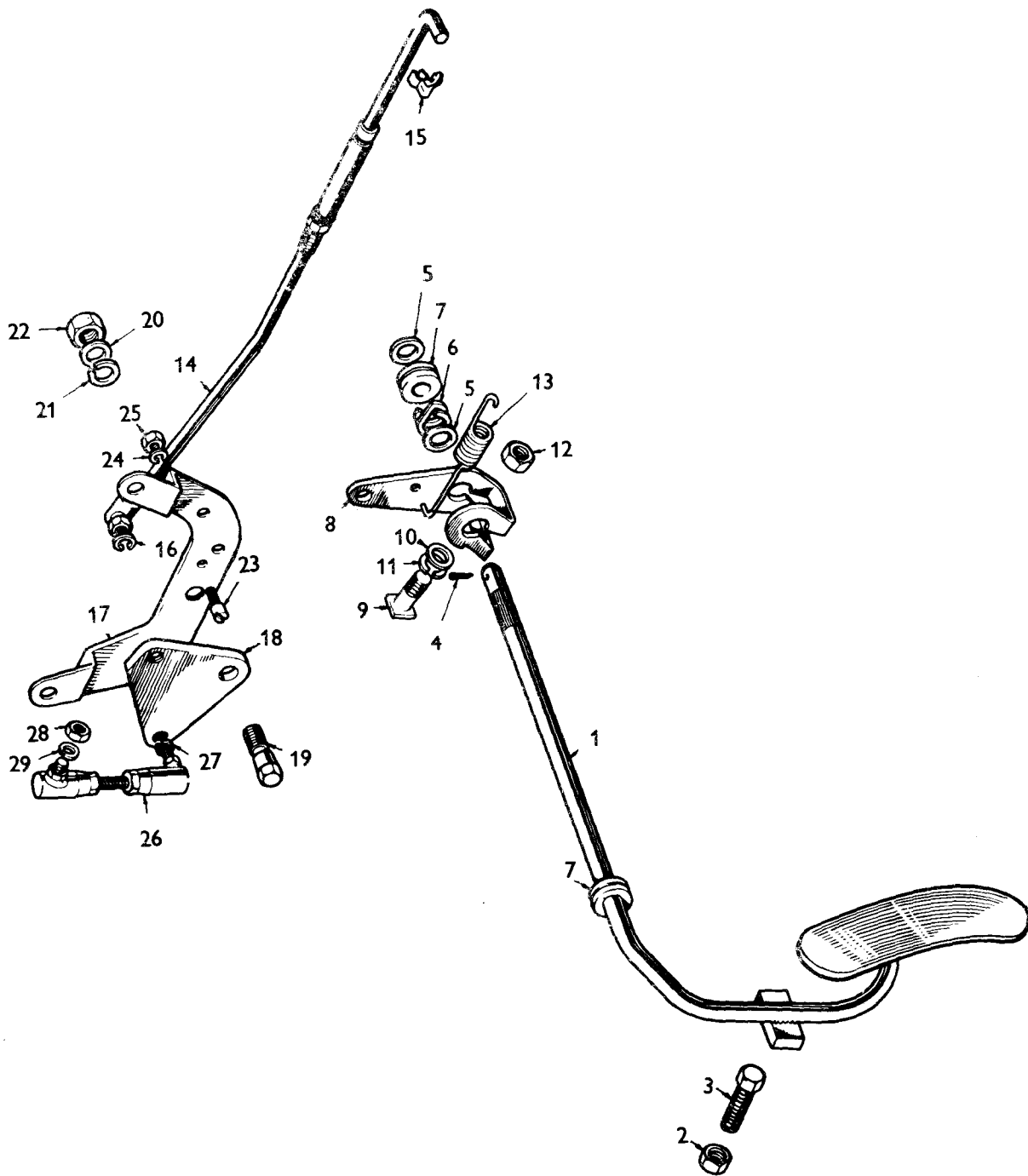


PLATE AK

ACCELERATION CONTROL
(CARBURETTOR MODEL)

Plate No.	Part No.	Description	No. per unit	Remarks
AK1	214444	ACCELERATOR PEDAL SHAFT ASSEMBLY - L.H.S.	1	
AK2	JN2107	NUT, jam - Pedal stop	1	
AK3	HU0708	SCREW, set - Pedal stop	1	
AK4	PC0009	PIN, cotter - Retaining pedal shaft in panel	1	
AK5	WP0009	WASHER, plain - Retaining pedal shaft in panel	2	
AK6	WD0159	WASHER, lock - Retaining pedal shaft in panel	1	
AK7	138490	BEARING, fitted in panel	2	
AK8	148500	LEVER, control, on pedal shaft	1	
AK9	BQ4811	BOLT - Control lever to pedal shaft	1	
AK10	WP0021	WASHER, plain - Control lever to pedal shaft	1	
AK11	WL0208	WASHER, lock - Control lever to pedal shaft	1	
AK12	HN2008	NUT - Control lever to pedal shaft	1	
AK13	27645	SPRING, return	1	Fitted up to Comm No.CF1
	60274	SPRING, return	1	Fitted from Comm No.CF1
AK14	148497	ADJUSTABLE CONTROL ROD ASSEMBLY - PEDAL TO BELL CRANK	1	
AK15	606698	CLIP, linkage, control rod to control lever	1	
AK16	WL0206	WASHER, lock, control rod to bell crank lever	1	
AK17	214407	BRACKET, support, assembly - Bell crank lever	1	
AK18	148960	LEVER, bell crank	1	
AK19	136482	BOLT, shoulder - Bell crank lever to support bracket	1	
AK20	WP0008	WASHER, plain - Bell crank lever to support bracket	1	
AK21	WL0208	WASHER, lock - Bell crank lever to support bracket	1	
AK22	HN2008	NUT - Bell crank lever to support bracket	1	
AK23	148972	STOP, throttle - Adjustable	1	
	218410	BRACKET, support assembly Bell-crank lever	1	Fitted from Comm No.CF1

Note:- Items marked thus † are available on our Factory Exchange Unit Scheme

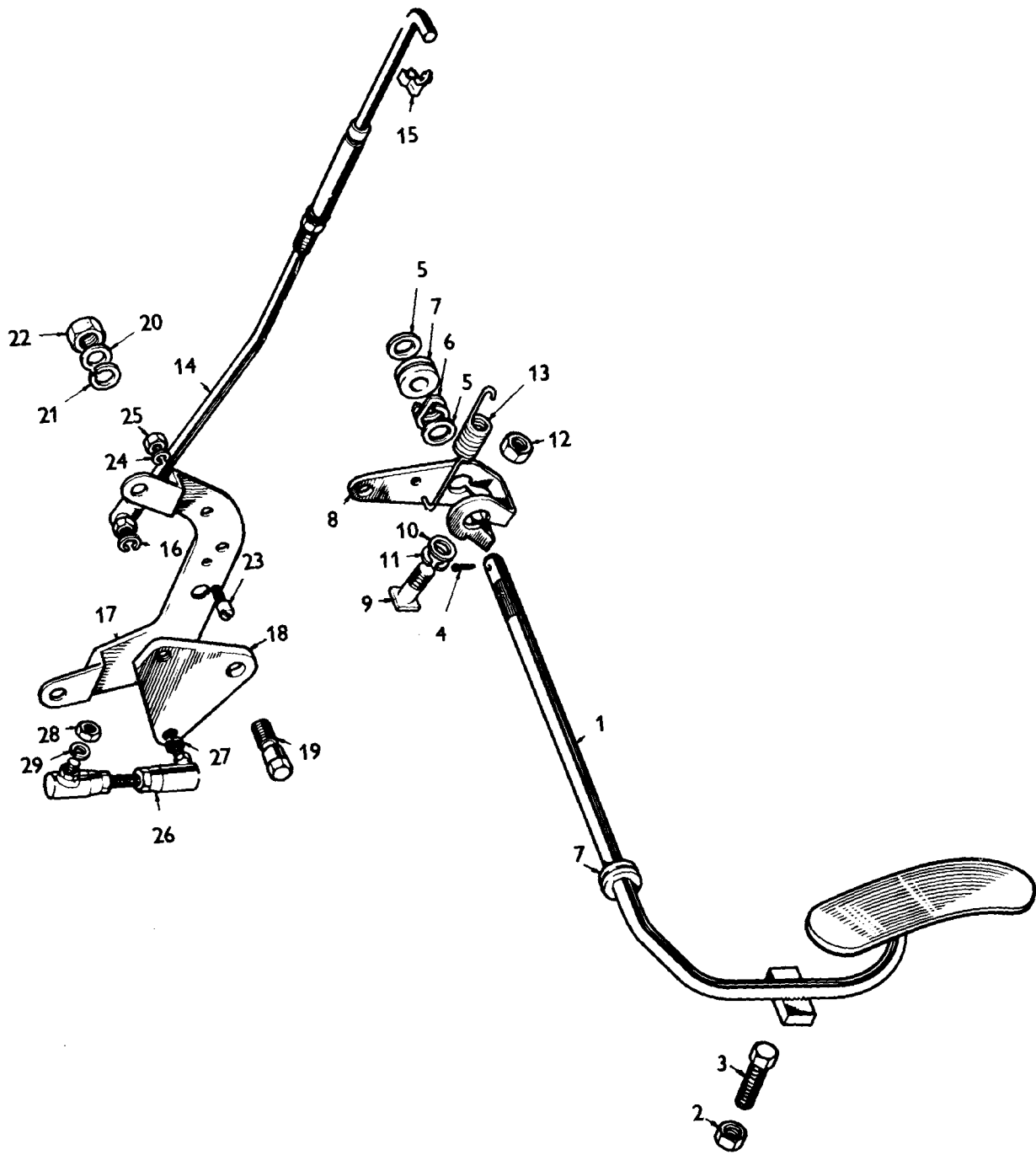


PLATE AK

ACCELERATION CONTROL
(CARBURETTOR MODEL)

Plate No.	Part No.	Description	No. per unit	Remarks
		ADJUSTABLE CONTROL ROD ASSEMBLY (continued)		
AK24	WL0203	WASHER, lock - Throttle stop to support bracket	1	
AK25	HN2053	NUT - Throttle stop to support bracket	1	
AK26	148496	CONTROL ROD ASSEMBLY - BELL CRANK TO CARBURETTOR	1	
AK27	WL0207	WASHER, lock, rod to bell crank	1	
AK28	JN2107	NUT - Rod to throttle lever	1	
AK29	WL0207	WASHER, lock - Rod to throttle lever	1	

Note:- Items marked thus † are available on our Factory Exchange Unit Scheme

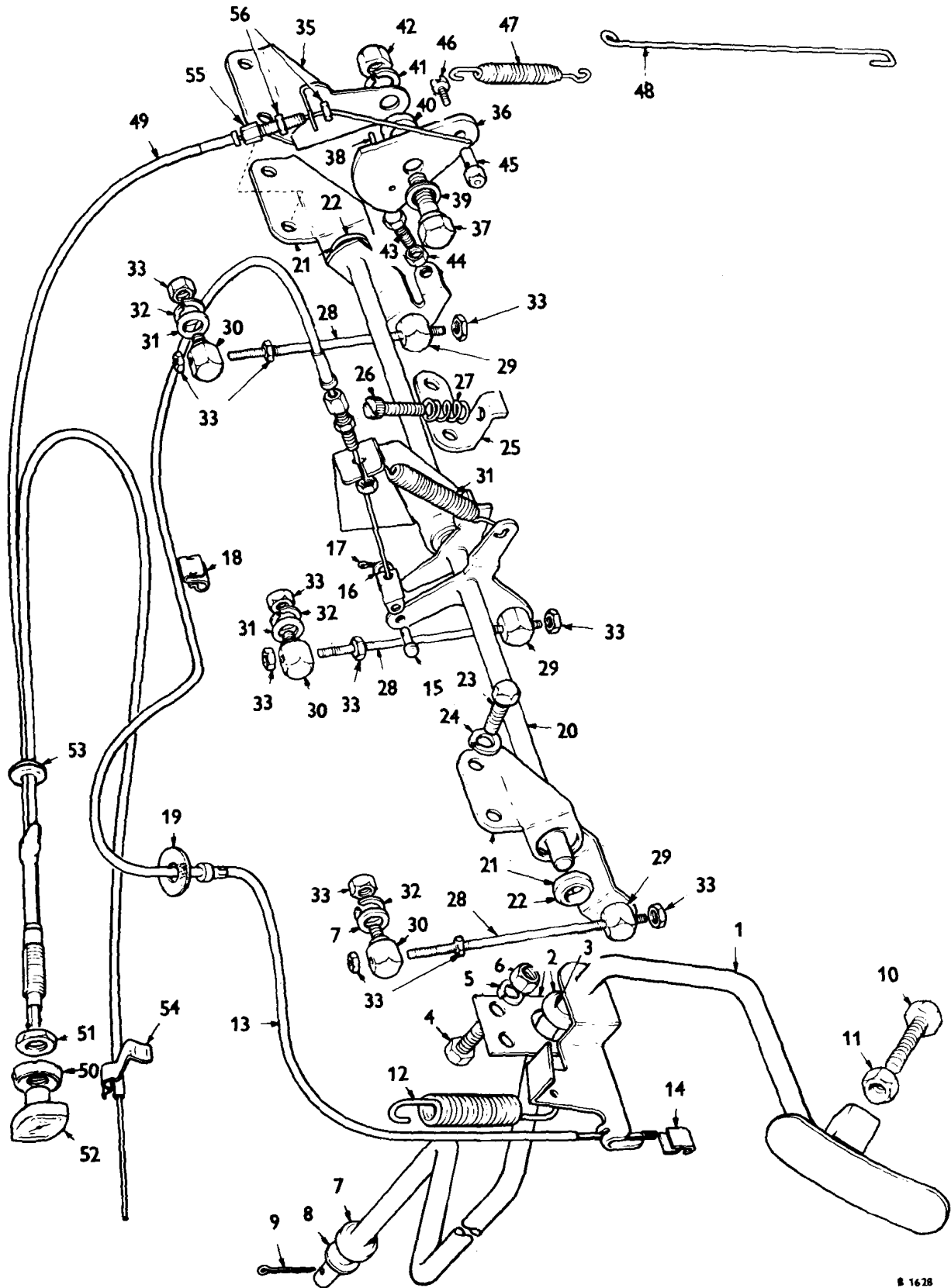


PLATE AL

8 1628

TR.6

ACCELERATION CONTROL
(PETROL INJECTION MODEL)

Plate No.	Part No.	Description	No. per unit	Remarks
AL1	214420	ACCELERATOR PEDAL ASSEMBLY - R.H.S.	1	
	148951	ACCELERATOR PEDAL ASSEMBLY - L.H.S.	1	Fitted up to Eng. No. CR1
	159877	ACCELERATOR PEDAL ASSEMBLY - L.H.S.	1	Fitted from Eng.No. CR1
AL2	148526	PLATE, bearing, assembly - R.H. - R.H.S.	1	
	148954	PLATE, bearing, assembly - L.H. - L.H.S.	1	
AL3	138490	BEARING - In bearing plate assembly	1	
AL4	HU0705	SCREW, set - Securing bearing plate assembly	2	
AL5	WL0207	WASHER, lock - Securing bearing plate assembly	2	
AL6	HN2007	NUT - Securing bearing plate assembly	2	
AL7	138490	BEARING, pedal shaft to dash	1	
AL8	WP0009	WASHER, plain - Retaining bearing, L.H. side	1	
AL9	PC0009	COTTER, split - Retaining bearing, L.H. side	1	
AL10	HU0816	BOLT - Accelerator stop - R.H.S.	1	
AL11	HN2008	NUT - Accelerator stop - R.H.S.	1	
	HU0708	SCREW - Accelerator stop - L.H.S.	1	
	JN2108	NUT - Accelerator stop - L.H.S.	1	
AL12	149793	SPRING, pedal return - R.H.S.	1	
	27645	SPRING, pedal return - L.H.S.	1	
AL13	149005	CABLE, throttle control, assembly - R.H.S.	1	Fitted up to Eng.No.CR1HE
	149004	CABLE, throttle control, assembly - L.H.S.	1	
AL14	613766	CLIP, edge, retaining cable end to pedal - R.H.S.	1	Fitted up to
	606389	CLIP, edge, retaining cable end to pedal - R.H.S.	1	Fitted from Eng.No.CR1HE
	149042	CLIP, push-on, retaining cable end to pedal - L.H.S.	1	Fitted up to Engine No. CR 1 HE
AL15	PJ8504	PIN, joint - Securing cable to throttle lever (centre)	1	
AL16	WP0005	WASHER, plain - Securing cable to throttle lever (centre)	1	
AL17	PC0005	PIN, cotter - Securing cable to throttle lever (centre)	1	

Note:- Items marked thus † are available on our Factory Exchange Unit Scheme

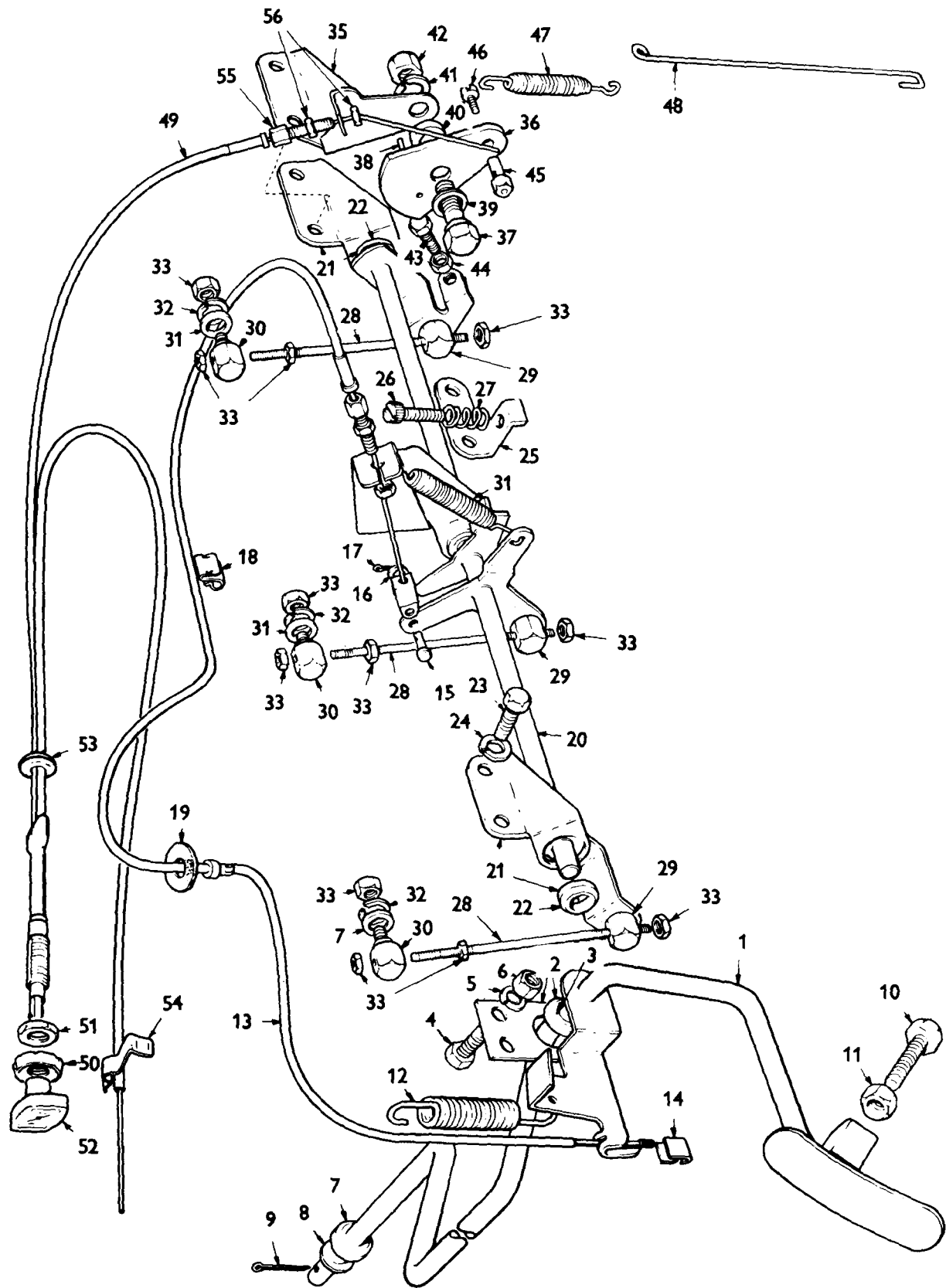


PLATE AL

B 1628

TR.6

ACCELERATION CONTROL
(PETROL INJECTION MODEL)

Plate No.	Part No.	Description	No. per unit	Remarks
		ACCELERATOR PEDAL ASSEMBLY (continued)		
AL18	610652	CLIP, pipe, cable to R.H. valance - R.H.S.	1	Fitted up to Engine No. CR 1 HE
	149725	RETAINER, throttle cable to dash shelf - L.H.S.	1	
	516510	CLIP, 'P', retaining cable to battery fixing rod - L.H.S.	2	
AL19	131492	WASHER, sealing	1	
AL20	149604	COUNTERSHAFT ASSEMBLY	1	Fitted up to CP50000
	153978	COUNTERSHAFT ASSEMBLY	1	Fitted from CP50001
AL21	148927	BRACKET, bearing, assembly, countershaft to manifold	2	Fitted up to Engine No. CR 1 HE
AL22	138490	BEARING, countershaft	2	
AL23	HU0705	SCREW, set - Bearing brackets to inlet manifold	6	
AL24	WL0207	WASHER, lock - Bearing brackets to inlet manifold	6	Fitted from Engine No. CP26805 up to Engine No. CR 1 HE
AL25	149618	BRACKET, throttle stop	1	
AL26	PT0508	SCREW, set - Adjusting throttle stop	1	
AL27	149552	SPRING - Adjusting throttle stop	1	Fitted up to Engine No. CP26804
AL28	152889	LINK, connecting, throttle assembly	3	
AL29	152724	SWIVEL POST, lower	3	
AL30	149780	TRUNNION, upper	3	Fitted up to Engine No. CP26804
AL31	WP0006	WASHER, plain - Trunnion and swivel posts to levers	9	
AL32	WL0205	WASHER, lock - Trunnion and swivel posts to levers	9	
AL33	HN2005	NUT - Trunnion and swivel posts to levers and links	9	Fitted up to Engine No. CP26804
	FX3203	FIX ROUND for 3/16 in. stud - Trunnions, upper	3	
AL34	145197	SPRING, countershaft return	1	
	149537	LINK, connecting throttle (centre)	1	Fitted up to Engine No. CP26804
	149536	SWIVEL, post, upper (centre)	1	
	149535	SWIVEL, post, lower (centre)	1	
	HN2005	NUT - Trunnion and swivel posts to levers and links	4	Fitted up to Engine No. CP26804
	149537	LINK, connecting throttle, front and rear	2	
	149535	SWIVEL, post, lower (front and rear)	2	
	149780	TRUNNION, upper (front and rear)	2	

Note:- Items marked thus † are available on our Factory Exchange Unit Scheme

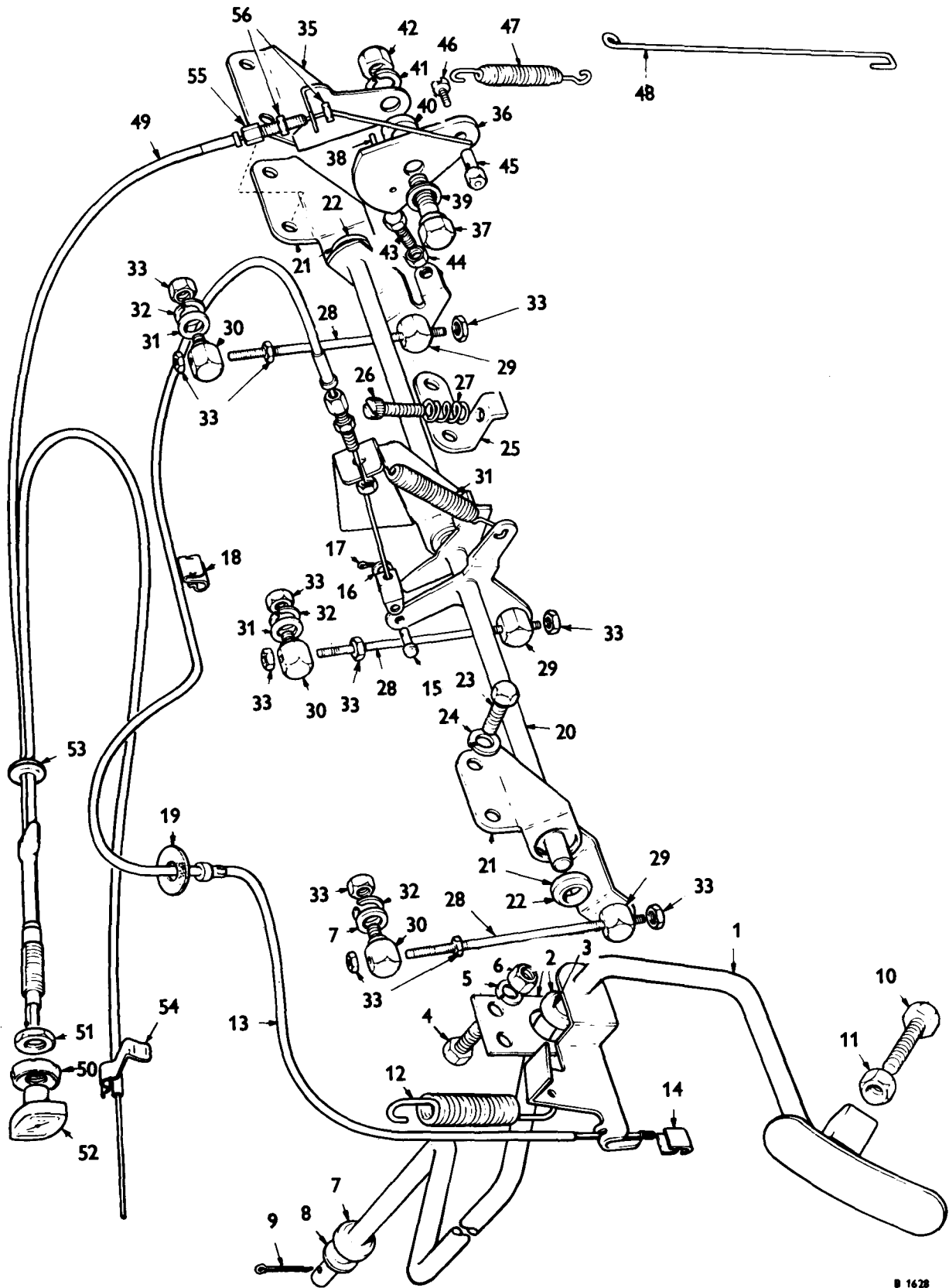


PLATE AL

B 1628

TR.6

ACCELERATION CONTROL
(PETROL INJECTION MODEL)

Plate No.	Part No.	Description	No.per Unit	Remarks
		COUNTERSHAFT ASSEMBLY - Continued		
	HN2005	NUT - Trunnion and swivel posts to levers and links	8	Fitted up to Engine No. CP.26804
	WP0006	WASHER, plain, trunnion and swivel posts to levers	6	
	WL0205	WASHER, lock, trunnion and swivel posts to levers	6	
		CHOKE CONTROL		
AL35	149778	CAM CARRIER and choke control cable attachment	1	Fitted up to CP50000
	152599	CAM CARRIER and choke control cable attachment	1	Fitted from CP50001 up to Eng.No. CR 1 HE
AL36	149779	CAM, choke control	1	Fitted up to Engine No. CR 1 HE
AL37	136482	BOLT, shoulder - Securing cam to cam carrier	1	
	140413	WASHER, waved - Securing cam to cam carrier	1	
AL38	DS1607	PIN, dowel - Securing cam to cam carrier	1	
AL39	WP0027	WASHER, plain, 7/16 in. I/D - Securing cam to cam carrier	1	Fitted up to Engine No. CR 1 HE
AL40	WP0129	WASHER, plain, 5/16 in. I/D - Securing cam to cam carrier	1	
AL41	WL0208	WASHER, lock - Securing cam to cam carrier	1	
AL42	HN2008	NUT - Securing cam to cam carrier	1	
AL43	517542	SCREW, adjusting - Choke control	1	Fitted up to Engine No. CR 1 HE
AL44	517074	NUT, lock-Choke control adjusting screw	1	
AL45	150342	PIN, connecting link	1	
AL46	150343	SCREW, cable clamp	1	
AL47	145197	SPRING, return	1	
AL48	149785	LINK, cam return spring	1	
AL49	214888	CABLE, choke control, assembly	1	
AL50	146987	BEZEL, choke control	1	
AL51	515789	NUT, lock, choke control	1	
AL52	712907	KNOB, control	1	
AL53	61917	GROMMET, on choke cable	1	
AL54	149041	CLIP, securing outer cable to metering unit	1	
AL55	147930	ADJUSTER, choke cable	1	
AL56	146984	NUT, securing choke cable adjuster	2	

Note:- Items marked thus † are available on our Factory Exchange Unit Scheme

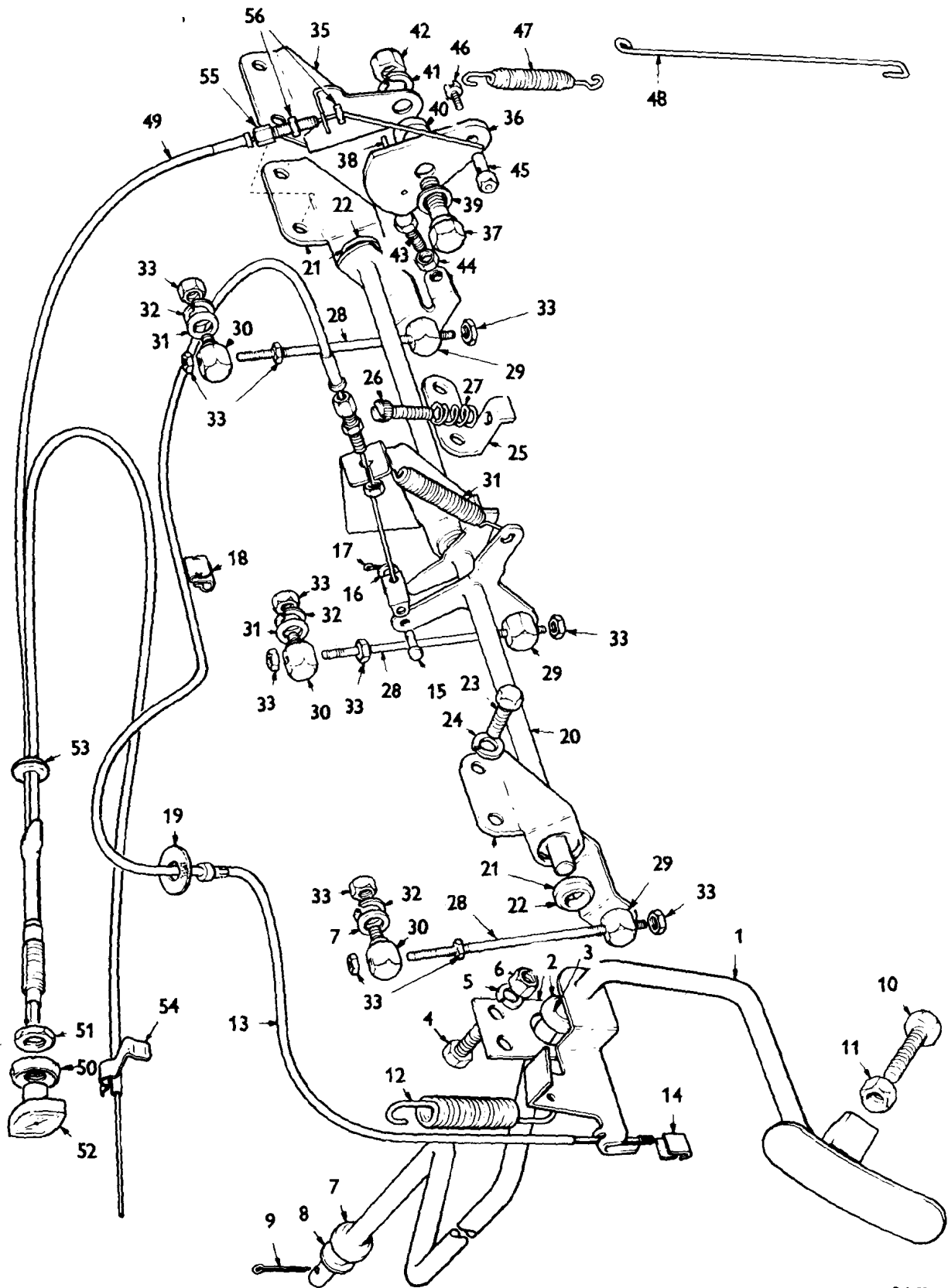


PLATE AL

B 1628

T.R.6

ACCELERATION CONTROL
(PETROL INJECTION MODEL)

Plate No.	Part No.	Description	No. per Unit	Remarks
	160308	THROTTLE CONTROL CABLE R.H.S.	1	} Fitted from Engine No. CF 1 HE
	160309	THROTTLE CONTROL CABLE L.H.S.	1	
		THROTTLE LINKAGE		
	160304	THROTTLE LINKAGE ASSEMBLY	1	
	155780	BEARING, cam and kick down lever	1	
	155780	BEARING, acceleration cable lever	1	
	160254	LINK, rod assembly, throttle linkage	1	
	152724	POST, swivel inner	1	
	HN2005	NUT, lock securing lower post to link rod	1	
	149780	POST, swivel upper	1	
	FX3203	NUT, spire, upper post stop link rod	1	
	WPO006	WASHER, plain, upper and lower swivel posts to levers	2	
	WL0205	WASHER, lock upper and lower swivel posts to levers	2	
	HN2005	NUT, lock, upper and lower swivel posts to levers	2	
	160257	BRACKET, abutment cable	1	
	HU0706	SCREW, set, cable brackets	2	
	WPO007	WASHER, plain, cable brackets	2	
	WL0207	WASHER, lock, cable brackets	2	
	160256	CAM, fast idle	1	
	160255	BRACKET, mounting, fast idle cam	1	
	160228	SPRING, return bracket mounting	1	
	160281	SPACER, fast idle cam to mounting bracket	1	
	HU0808	SCREW, set, fast idle cam to mounting bracket	1	
	WPO008	WASHER, plain, fast idle cam to mounting bracket	1	
	JN2108	NUT, thin, idle cam to mounting bracket	1	
	160258	BRACKET, abutment, choke cable	1	
	HU0706	SCREW, set, abutment bracket	2	
	WPO007	WASHER, plain, abutment bracket	2	
	WL0207	WASHER, lock abutment bracket	2	
	512288	SCREW, adjusting fast idle	1	
	517074	NUT, lock, adjusting screw idling cam	1	
	UKC0665	SPRING, throttle return, fast idle cam	1	
	219258	CABLE, assembly choke control	1	

Note:- Items marked thus † are available on our Factory Exchange Unit Scheme

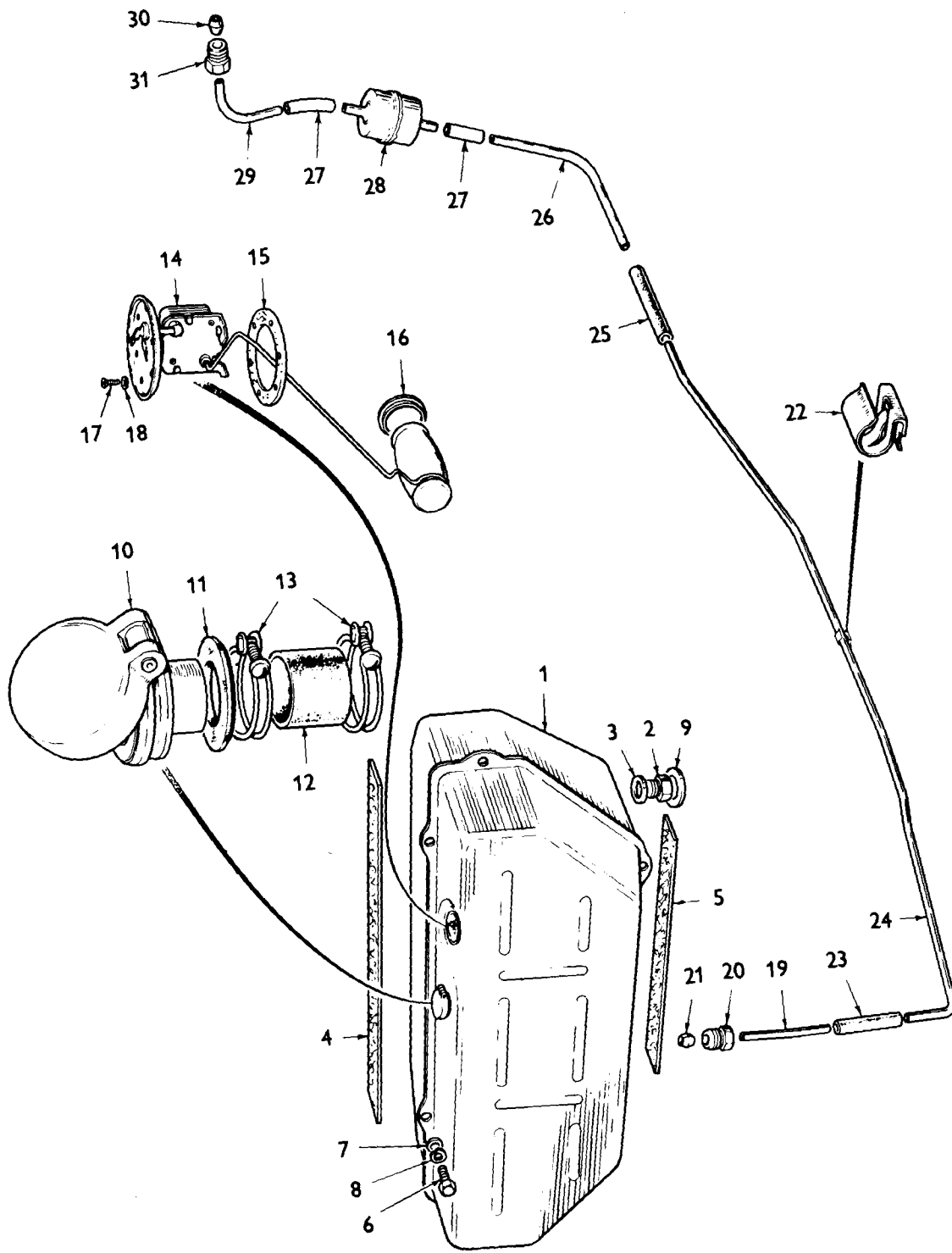


PLATE AR

PETROL SYSTEM
(CARBURETTOR MODEL)

Plate No.	Part No.	Description	No. per unit	Remarks
AR1	308312	PETROL TANK ASSEMBLY	1	Fitted up to Body No. 55029 CC.
	311401	PETROL TANK ASSEMBLY	1	Fitted from Body No. 55030 CC up to
AR2	103222	PLUG, drain	1	
AR3	WLO513	WASHER, fibre, on plug	1	
AR4	611972	FELT, tank mounting - rear top	1	
AR5	611973	FELT, tank mounting, rear bottom	1	
AR6	HU0707P	SCREW, set, petrol tank attachment	6	
AR7	WP0120	WASHER, plain, petrol tank attachment	6	
AR9	611733	SEAL, drain plug, tank to floor	2	
AR10	714774	PETROL FILLER CAP ASSEMBLY (Alternative to 714730)	1	Fitted up to Body No.....
	714730	PETROL FILLER CAP ASSEMBLY (Alternative to 714774)	1	
	722730	PETROL FILLER CAP ASSEMBLY (Alternative to 714774)	1	
	718455	PETROL FILLER CAP ASSEMBLY (Alternative to 723040)	1	
	723040	PETROL FILLER CAP ASSEMBLY (Alternative to 725119)	1	
	725119	PETROL FILLER CAP ASSEMBLY (Alternative to 723040)	1	
	725220	SEAL, non vented	1	Fitted from Comm No. CC.50001 up to CC54869
	153673	INSERT, filler neck	1	
	WFO509	WASHER, fibre - insert filler neck	1	
	155334	CONNECTOR, 4 way	1	
	154280	CONNECTION, filler neck to connector 4 way	1	
	215999	PIPE, nylon, filler neck to emission tank	1	Fitted up to Body No. 55029 CC
	153662	ELBOW, rubber 4 way connector to pipes	4	Fitted from Body No. 55030CC up to 56634CC
	153138	HOSE, rubber straight - pipe to petrol tank	2	Fitted from Body No. 55030CC up to.....
	216008	PIPE, nylon, 4 way connector to petrol tank	1	Fitted from Body No. 55030CC up to Body No. 56634CC

Note:- Items marked thus † are available on our Factory Exchange Unit Scheme

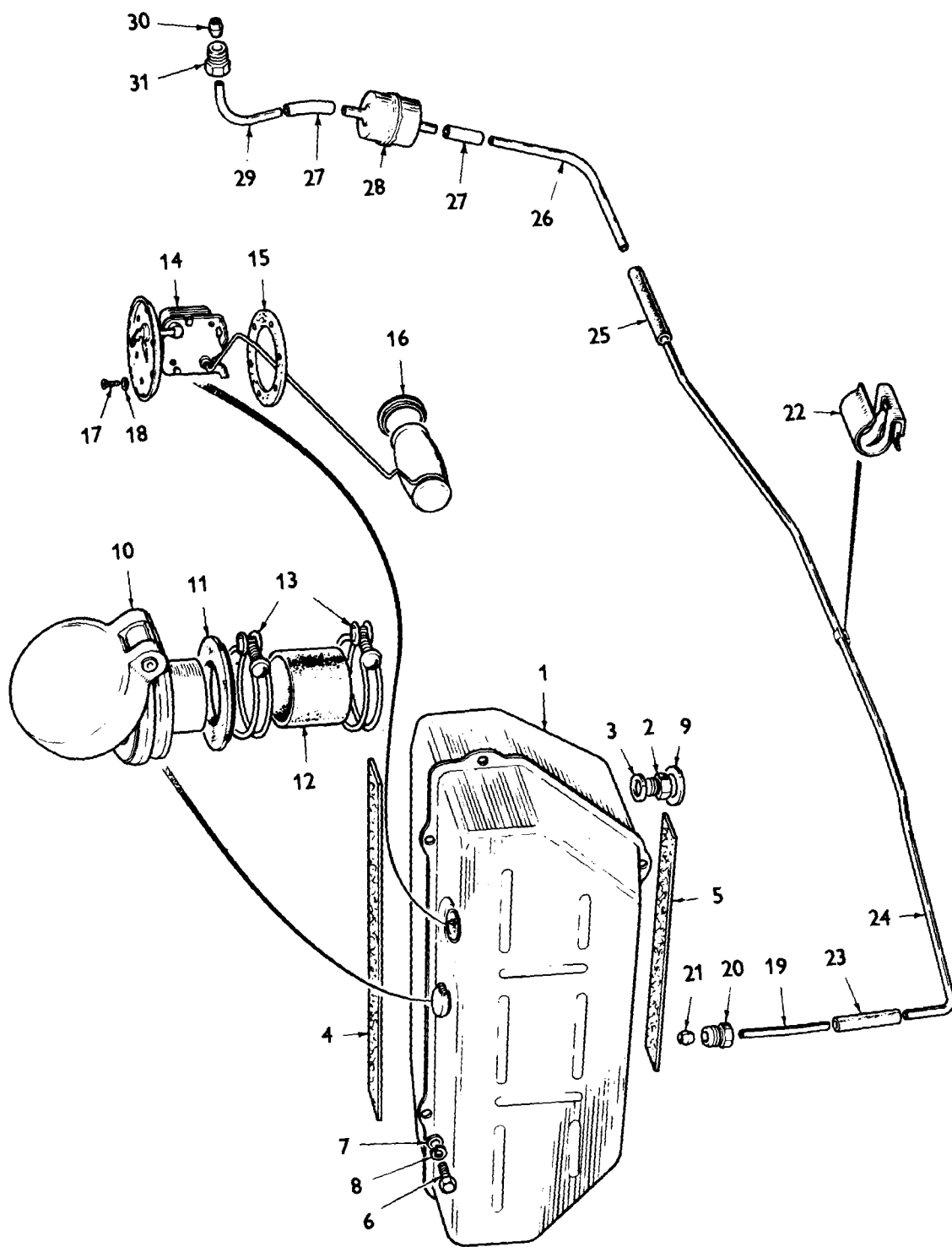


PLATE AR

PETROL SYSTEM
(CARBURETTOR MODEL)

Plate No.	Part No.	Description	No. per unit	Remarks
		PETROL TANK ASSEMBLY - continued.		
153151		HOSE, straight	1	Fitted from Body No.56635 up to 56939CC
153146		HOSE, straight	1	Fitted from Body No. 56940CC up to
153139		HOSE, straight	1	Fitted from Body No.56635 up to 56940
153138		HOSE, straight	2	
		} 4 way connector to pipes		
216007		PIPE, nylon, 4 way connector to petrol tank	1	Fitted from Body No. 55030CC up to
216009		PIPE, nylon 4 way connection to emission tank	1	Fitted up to Body No. 56939CC
215988		PIPE, nylon, 4 way connection to emission tank	1	Fitted from Body No. 56940 up to
153138		HOSE, rubber, straight - Filler neck pipe to emission tank	1	Fitted from Body No. 50001 up to
216324		EMISSION TANK ASSEMBLY	1	
575261		RIVET, imex, emission tank to body	4	
216000		PIPE, nylon, emission tank to boot	1	
154036		EDGE, finisher, pipe to body	1	Fitted from Body No. 55030CC up to Body No.....
153229		CLIP, cable, pipe to body	1	Fitted from Body No.....up to
153138		HOSE, rubber straight - pipe to emission tank	1	
153229		CLIP, pipe - petrol tank frame	3	
150930		CLIP, pipe - trunk floor	4	Fitted from Body No. 50001CC up to
627176		CLIP, pipe, petrol pipe	5	
154036		EDGE, finisher, Damper Mounting Bracket	1	
150930		CLIP, pipe - chassis	1	
153138		HOSE, rubber straight - pipe to pipe	1	
216014		PIPE, nylon-rear pipe to absorption device	1	
145891		CLIP, cable, Fixing petrol pipe to radiator stay	1	

Note:- Items marked thus are available on our Factory Exchange Unit Scheme

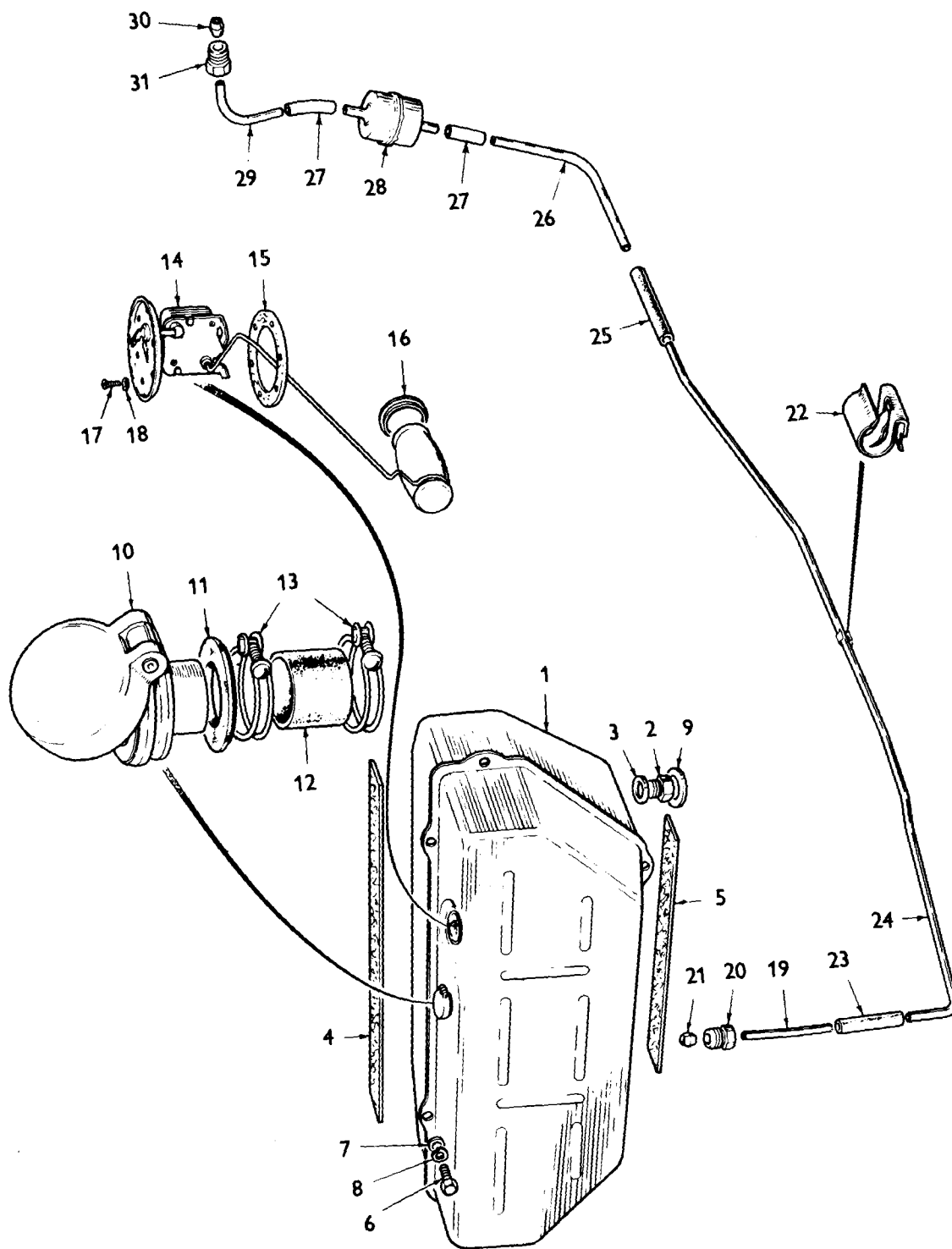


PLATE AR

PETROL SYSTEM
(CARBURETTOR MODEL)

Plate No.	Part No.	Description	No. per unit	Remarks
		PETROL TANK ASSEMBLY - continued.		
	153162	ELBOW, rubber - Pipe to absorption device	1	Fitted from Body No. 50001 up to Body No. 56634CC
	153139	HOSE, straight - Pipe to absorption device	1	Fitted from Body No. 56635CC up to
	153866	BRACKET ASSEMBLY, CANISTER MOUNTING	1	Fitted from Body No. 50001 up to CC62448
	156284	BRACKET ASSEMBLY, CANISTER MOUNTING	1	Fitted from Body No. CC.62447 up to.....
	HU0706	SCREW, set	2	Fitted to Body No. Fitted from Body No. CC62448 up to Fitted up to Body No.
	WPO007	WASHER, plain	2	
	YN2007	NUT, nylon	2	
	HU0806	BOLT	1	
	WPO008	WASHER, plain	1	
	HN2008	NUT	1	
	HBO508	BOLT	1	
	WLO205	WASHER, lock	1	
	HN2005	NUT	1	
	155595	PLATE, setting (Emission control) fitted in wheelarch	1	Fitted from Carb. No. CC65346 up to
	158348	PLATE, setting (Emission Control) fitted to wheelarch	1	Fitted from Carb. No. CC65347 up to Carb. No.....
	569945	RIVET, imex, Securing plate setting emission control	2	Fitted up to
	216355	PETROL VAPOUR ABSORPTION DEVICE	1	Fitted from CC50001 up to
	156677	FILTER, pad lower	1	

Note:- Items marked thus † are available on our Factory Exchange Unit Scheme

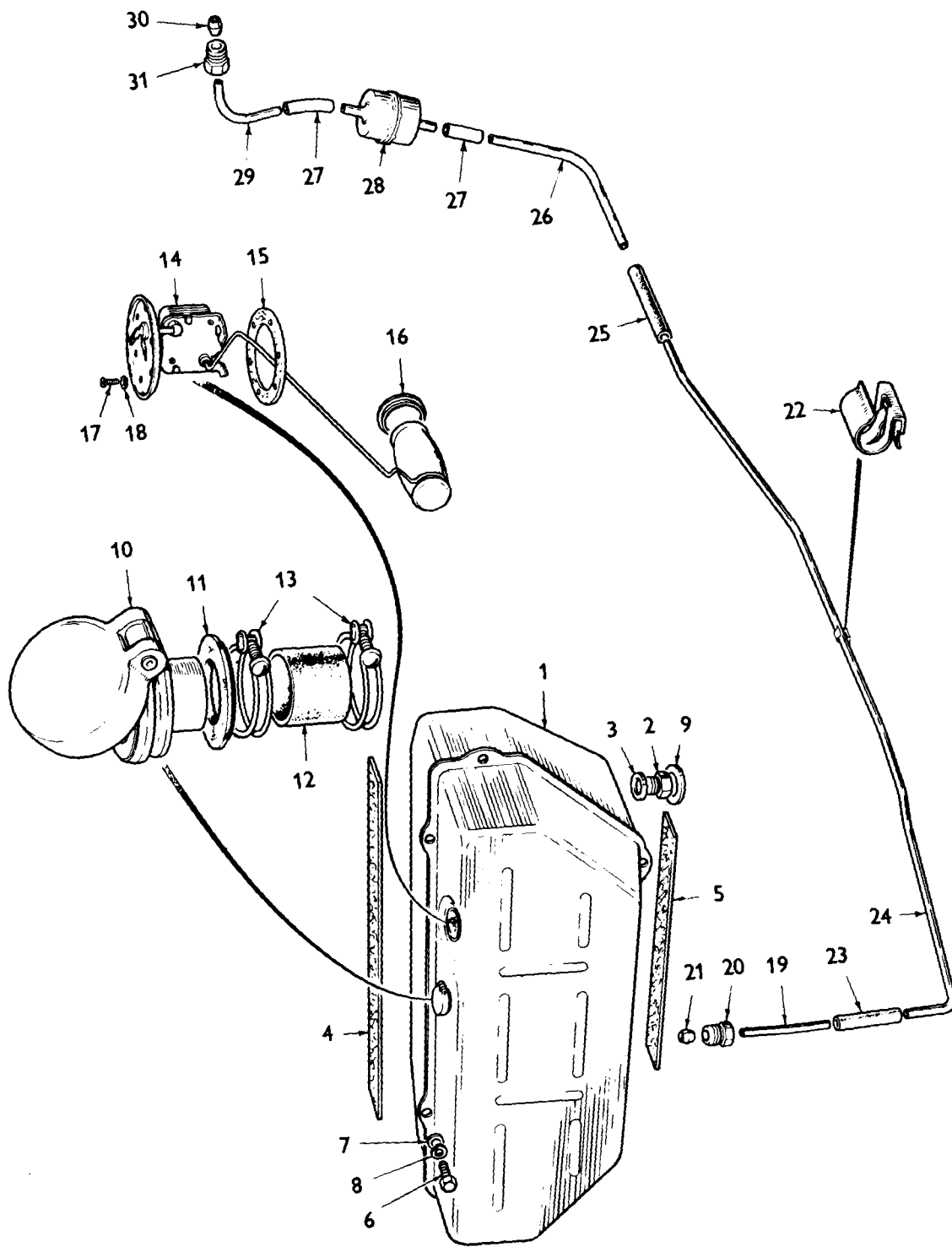


PLATE AR

PETROL SYSTEM
(CARBURETTOR MODEL)

Plate No.	Part No.	Description	No. per unit	Remarks
PETROL TANK ASSEMBLY - continued.				
	PT0507	SCREW, set	1	Fitted from CC50001 up to.....
	WLO205	WASHER, lock	1	
	HN2005	NUT, nylon	1	
AR11	622683	GROMMET, sealing filler cap	1	Fitted up to

For details of Label(Emission Decal)
refer to body and fittings page ...

Note:- Items marked thus † are available on our Factory Exchange Unit Scheme

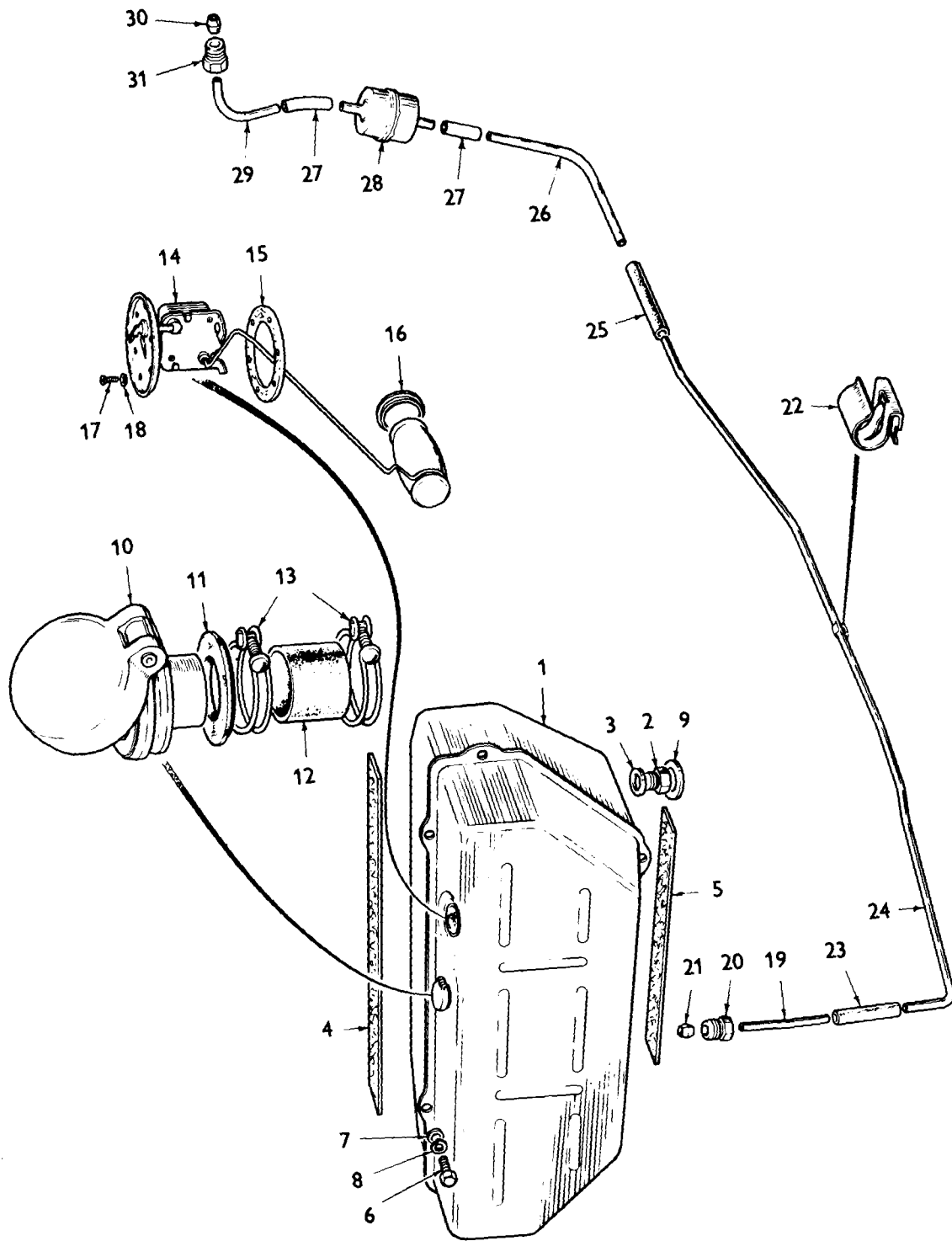


PLATE AR

PETROL SYSTEM
(CARBURETTOR MODEL)

Plate No.	Part No.	Description	No. per unit	Remarks
	312353	PETROL TANK ASSEMBLY(WITHOUT DRAIN TAP)	1	} Fitted from For all markets except Germany
	158432	SUPPORT BRACKET ASSEMBLY R.H.	1	
	158433	SUPPORT BRACKET ASSEMBLY L.H.	1	
	HU0707P	SCREW, set } Securing	2	
	WPO120	WASHER, plain } Support	2	
	WLO207	WASHER, lock } Bracket	2	
	HU0707P	SCREW, set } Petrol Tank	2	
	WPO120	WASHER, plain } Bottom Outer Fixings	2	
	WLO207	WASHER, lock } to Seat Pan	2	
	725416	STRAP, petrol tank	1	
	617885	FELT STRIP, floor	1	
	505261	SCREW, set } Upper fixings	2	
	WPO005	WASHER, plain } Securing Strap	2	
	WLO205	WASHER, lock	2	
	503627	NUT	2	
	510505	SCREW, set } Lower Fixings	1	
	WPO007	WASHER, plain } for	1	
	WLO207	WASHER, lock } Strap	1	
	611972	FELT, tank mounting, rear top	1	
	611973	FELT, tank mounting - rear bottom	1	
	HU0707P	SCREW-Petrol tank attachment	6	
	WPO120	WASHER, plain, } Petrol Tank	6	
	WLO207	WASHER, lock } attachments	6	
	611733	SEAL, drain plug, tank to floor	1	
	623176	SEAL, drain plug - tank to floor	1	
	611733	SEAL, drain plug, delivery pipe, tank to floor	1	
	725572	PETROL FILLER CAP ASSEMBLY		
	158511	CANISTER, separator	1	
	158523	CLIP, canister	1	
	HU0506	SCREW, set } Securing	1	
	WPO005	WASHER, plain } Clip	1	
	WLO205	WASHER, lock } Canister	1	
	HN2005	NUT	1	
	153146	CONNECTOR, canister to petrol tank	1	
	153138	CONNECTOR, canister to pipe	1	

Note:- Items marked thus † are available on our Factory Exchange Unit Scheme

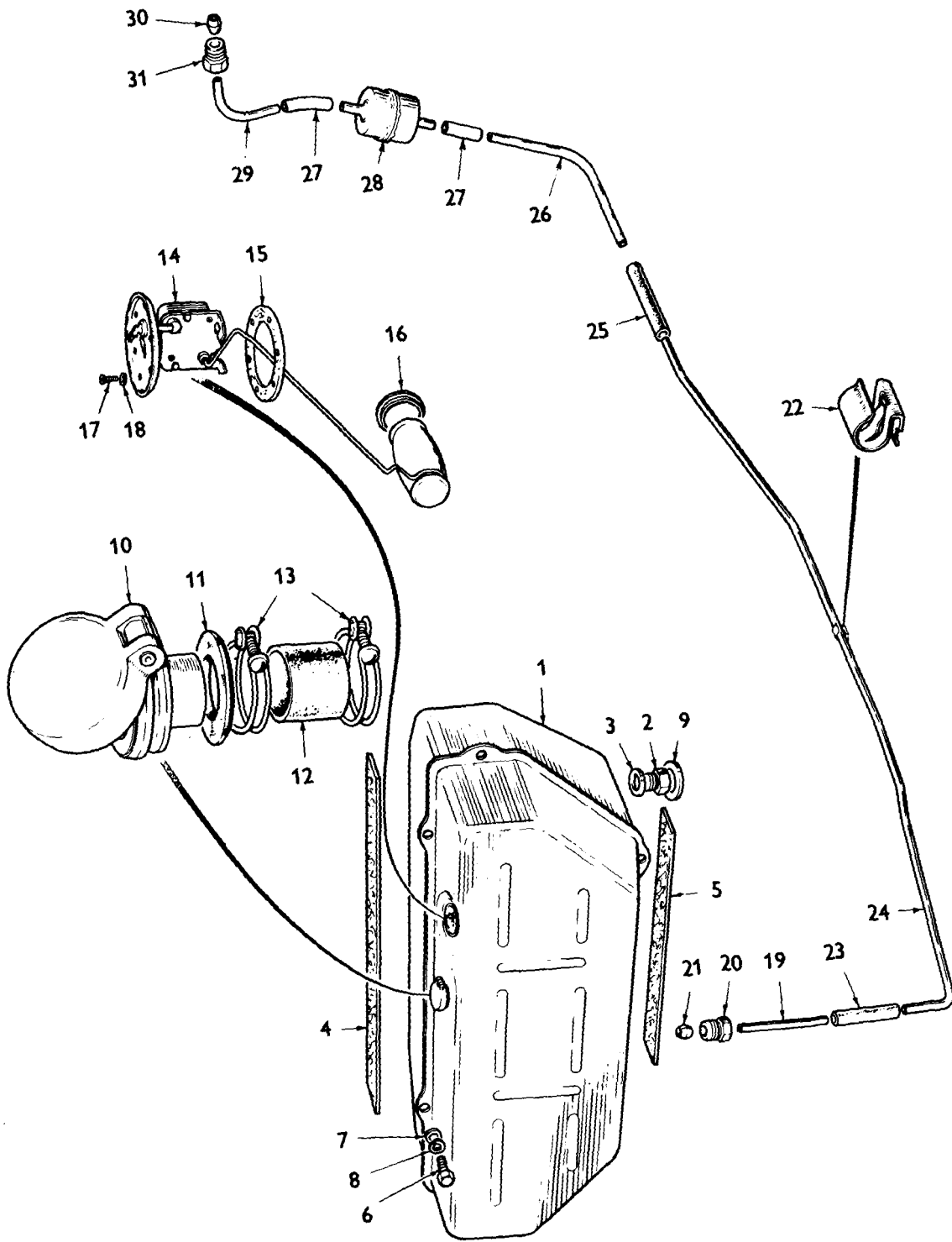


PLATE AR

PETROL SYSTEM
(CARBURETTOR MODEL)

Plate No.	Part No.	Description	No. per unit	Remarks	
		PETROL TANK ASSEMBLY - continued....			
	215990	PIPE, nylon, trunk floor	1	Fitted up to	
	217857	PIPE, nylon, trunk floor	1	Fitted from..... up to	
	150930	CLIP, pipe, nylon to trunk floor	4	Fitted from	
	153138	CONNECTOR, pipe to pipe	1	up to	
	216014	PIPE, nylon, rear pipe connector to front pipe connector	1	Fitted up to	
	217858	PIPE, nylon, rear pipe connector to front pipe connector	1	Fitted from	
	627176	CLIP, pipe - chassis	5	up to	
	154036	EDGE, finisher - Damper Mounting Bracket	1		
	150930	CLIP, pipe - Chassis	1	Fitted from	
	145891	CLIP, pipe - Fixing petrol pipe to radiator stay	1	up to	
	149810	CLIP, pipe, fixing petrol pipe to radiator stay	1	Fitted from	
	153138	CONNECTOR - Petrol Pipe to restrictor	1		
	158526	RESTRICTOR	1		
	153139	HOSE, straight - Restrictor to absorption device	1		
	156284	BRACKET ASSEMBLY,CANISTER MOUNTING	1	Fitted from Body No. CC62447 up to Body No.CF1	
	159808	BRACKET ASSEMBLY,Canister and anti-run on valve mounting	1	Fitted from Body No. CF1	
	159944	SEAL, petrol vapour absorption device	1	Fitted from	
	HU0706	SCREW, set,	} Securing Bracket 2		
	WPO007	WASHER, plain			Assembly Canister 2
	YN2907	NUT, nylon			Mounting 2
	HBO508	BOLT	} Clamping Canister 1		
	WLO205	WASHER, lock			into 1
	HN2005	NUT			Bracket 1
	HU0806	BOLT,	} Securing Bracket 1		
	WPO008	WASHER, plain			Assembly Canister 1
	HN2008	NUT			Mounting 1
	WPO005	WASHER, plain	} Canister to 1	} Fitted from	
	YX5505	SCREW, set			trunk support 1
	FF2545	NUT, fix			bracket 1

Note:- Items marked thus † are available on our Factory Exchange Unit Scheme

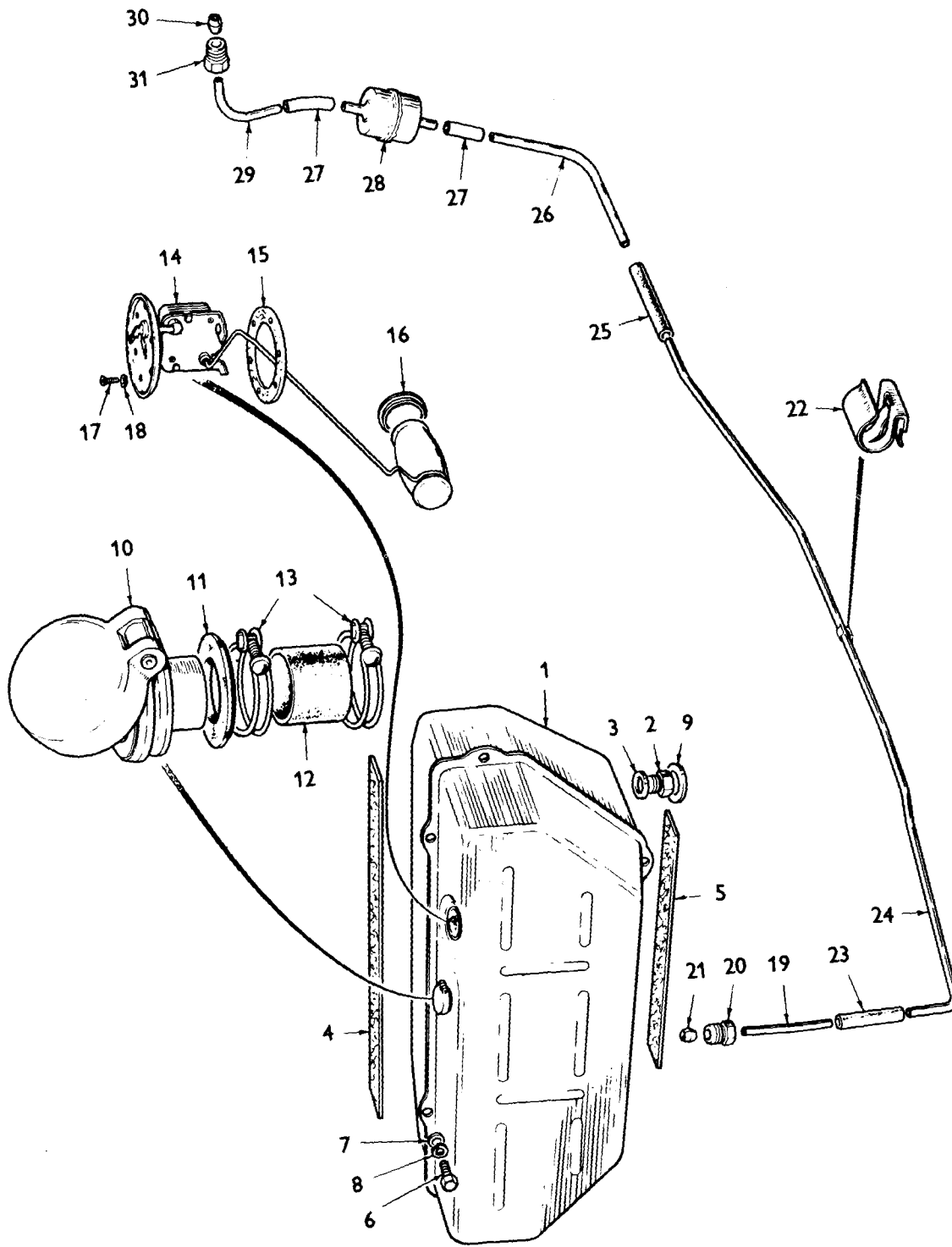


PLATE AR

PETROL SYSTEM
(CARBURETTOR MODEL)

Plate No.	Part No.	Description	No. per Unit	Remarks
	UKC.0944	PLATE, setting (Emission Control)	1	Fitted from Carb. No. CF.547U
	158348	PLATE, setting (Emission Control) Fitted to wheelarch	1	Fitted up to CF.546U U.S.A. All Markets except Canada
	158839	PLATE, setting (Emission Control) Fitted to wheelarch	1	Fitted up to Canada only
	UKC.1181	PLATE, setting (Emission Control)	1	Fitted from
	216355	PETROL VAPOUR ABSORPTION DEVICE	1	
	218996	PETROL VAPOUR ABSORPTION DEVICE	1	
	159813	HOSE, canister to anti-run valve	1	Fitted from
	12H4295	ANTI RUN ON VALVE	1	Fitted from
	156677	FILTER PAD LOWER	1	
	PT0507	SCREW, set	1	Securing
	WLO205	WASHER, lock	1	Petrol Vapour
	HN2005	NUT, nylon	1	Absorption device
	622683	GROMMET - SEALING FILLER CAP For details of label (Emission decal) refer to Body and Fittings Page ...	1	
AR12	650279	CONNECTION, rubber, between neck and tank	1	Fitted up to Trim No. 57567CC and from
	155170	CONNECTION, rubber, between neck and tank	1	Fitted from Trim No. 57568CC up to
AR13	CS4038	CLIP, securing connection	2	
AR14	214465	PETROL TANK GAUGE UNIT	1	
AR15	110777	WASHER, sealing, cork, gauge unit to tank	1	
AR16	139908	WASHER, anti-rattle	1	
AR17	TR6503	SCREW - Securing unit to tank	6	
AR18	WF0505	WASHER, fibre - Securing unit to tank	6	
		PETROL PIPES		
AR19	143846	PIPE, petrol, tank to connector	1	} Fitted up to
AR20	60142	NUT, tubing, male - Pipe to tank	1	
AR21	TL0008	SLEEVE, tubing - Pipe to tank	1	
AR22	616312	CLIP, securing pipe	3	
AR23	115784	CONNECTOR, rear	1	
AR24	307532	PIPE, petrol, rear connector to intermediate connector	1	
AR25	144938	CONNECTOR, intermediate	1	

Note:- Items marked thus † are available on our Factory Exchange Unit Scheme

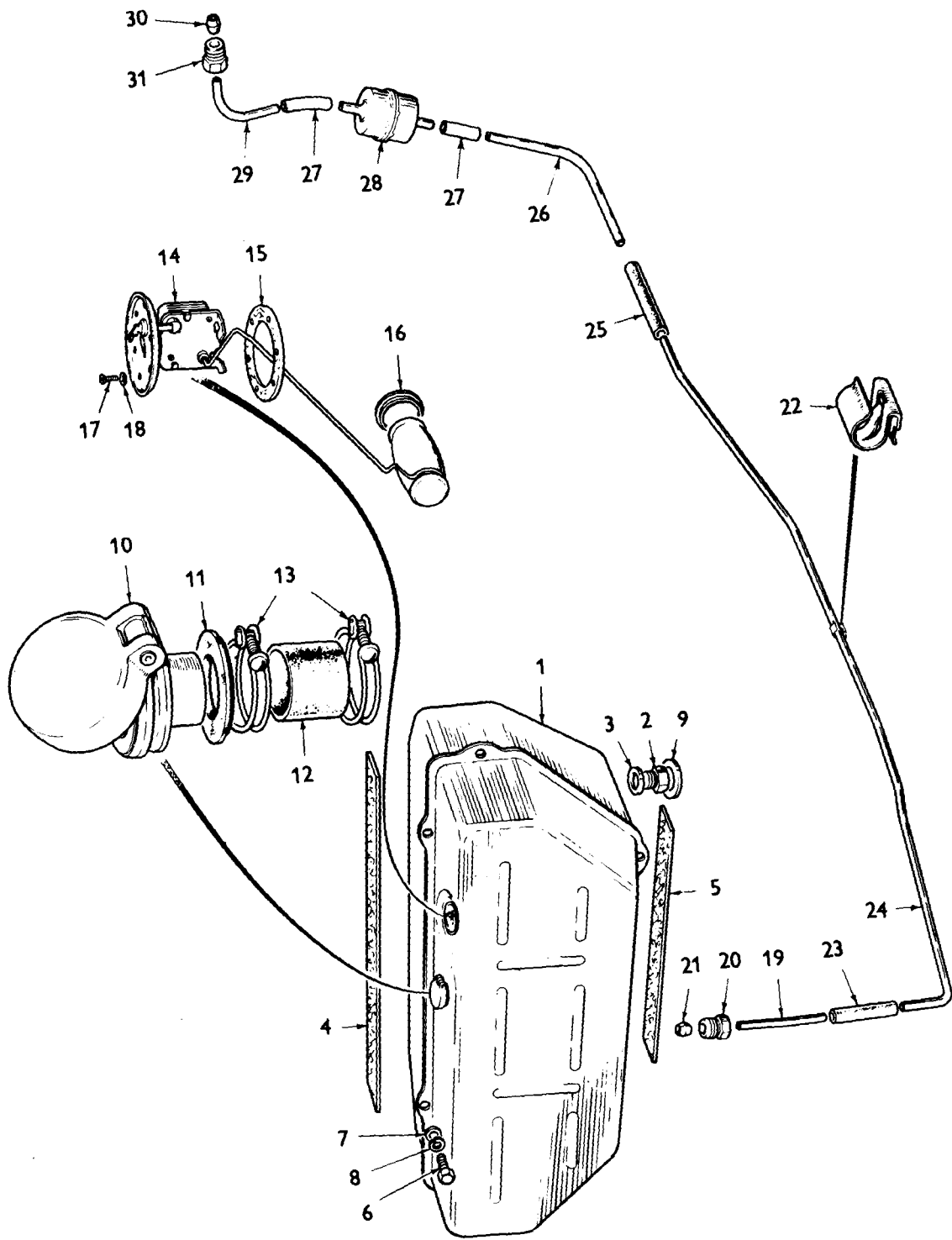


PLATE AR

PETROL SYSTEM
(CARBURETTOR MODEL)

Plate No.	Part No.	Description	No. per Unit	Remarks
		PETROL PIPES (Continued		
AR25	144938	CONNECTOR, intermediate	1	} Fitted up to
AR26	149637	PIPE, petrol, intermediate connector to filter	1	
AR27	115784	CONNECTOR, filter to front and intermediate pipes	2	
AR28	149636	FILTER	1	
AR29	149635	PIPE assembly, filter to pump	1	
AR30	TL0008	SLEEVE, tubing - Pipe to pump	1	
AR31	60142	NUT, tubing sleeve - Pipe to pump	1	
	625521	CLIP, double 3/16 in. - Drain pipe, front and oil pressure gauge pipe to body	1	Fitted from Comm. No. CC31406 up to
	605511	GROMMET, 1/2 in. dia. for holes in tank floor	4	
	131155	GROMMET, 1 in. dia. for 5/16 in. dia. pipe in tank floor	1	Fitted from
	215983	PIPE, nylon 5/16 in. dia.	1	
	153139	NITRIDE, connector	2	
	310725	TUBE, Bundy (rear to intermediate connector)	1	
	307532	TUBE, Bundy	1	Fitted up to
	215997	PIPE, nylon 5/16 in. dia.	1	Fitted from
	115784	PIPE, connector 5 in. long	1	

Note:- Items marked thus † are available on our Factory Exchange Unit Scheme

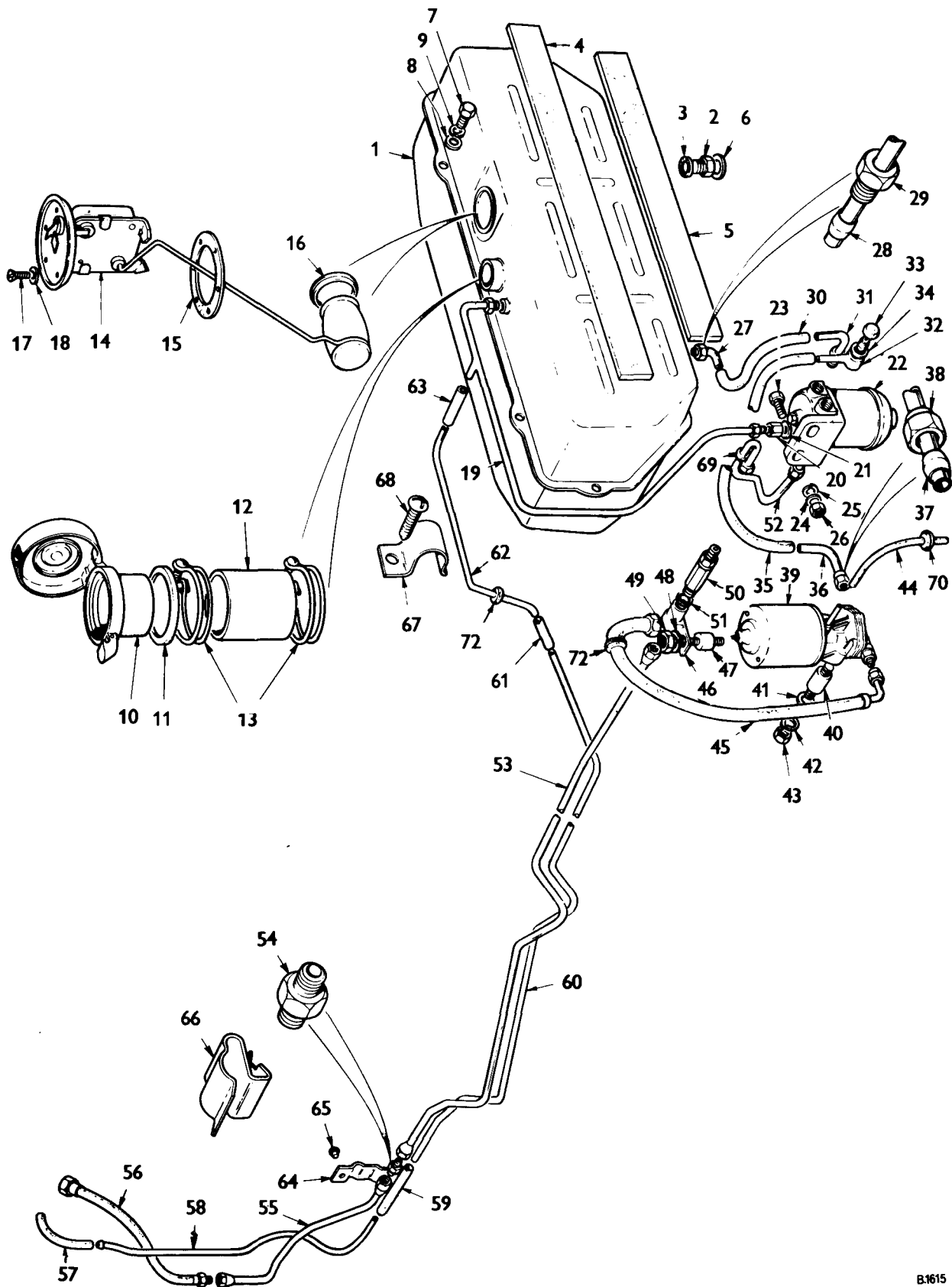


PLATE AS

B.1615
TR6 Pl.

PETROL SYSTEM
(PETROL INJECTION MODEL)

Plate No.	Part No.	Description	No. per unit	Remarks
AS1	308940	PETROL TANK ASSEMBLY	1	Fitted up to CP50000
	311282	PETROL TANK ASSEMBLY	1	Fitted from CP50001
	312361	PETROL TANK ASSEMBLY(WITHOUT DRAIN TAP)	1	Fitted from
	312359	PETROL TANK ASSEMBLY(WITH DRAIN TAP)	1	Fitted from Germany only
AS2	103222	PLUG, drain	1	
AS3	WL0513	WASHER, fibre	1	
AS4	611972	PAD, felt, tank mounting, rear top	1	
AS5	611973	PAD, felt, tank mounting, rear bottom	1	
AS6	611733	SEAL, drain plug, tank to floor	2	Fitted up to
	611733	SEAL, drain plug - tank to floor	1	German markets only Fitted from
AS7	HU0707P	SCREW, set - Petrol tank to support bracket (top)	2	
AS8	WP0120	WASHER, plain - Petrol tank to support bracket (top)	2	
AS9	WL0207	WASHER, lock - Petrol tank to support bracket (top)	2	
	HU0707P	SCREW, set - Petrol tank to support bracket, side (wheelarch)	2	
	WP0120	WASHER, plain - Petrol tank to support bracket, side (wheelarch)	2	
	WL0207	WASHER, lock - Petrol tank to support bracket, side (wheelarch)	2	
	HU0709P	SCREW, set - Petrol tank to rear seat pan	2	
	WL0120	WASHER, plain - Petrol tank to rear seat pan	2	
	WL0207	WASHER, lock - Petrol tank to rear seat pan	2	
AS10	613506	PETROL FILLER CAP ASSEMBLY	1	Alternative to 722612
	722612	PETROL FILLER CAP ASSEMBLY	1	Alternative to 613506

Note:- Items marked thus † are available on our Factory Exchange Unit Scheme

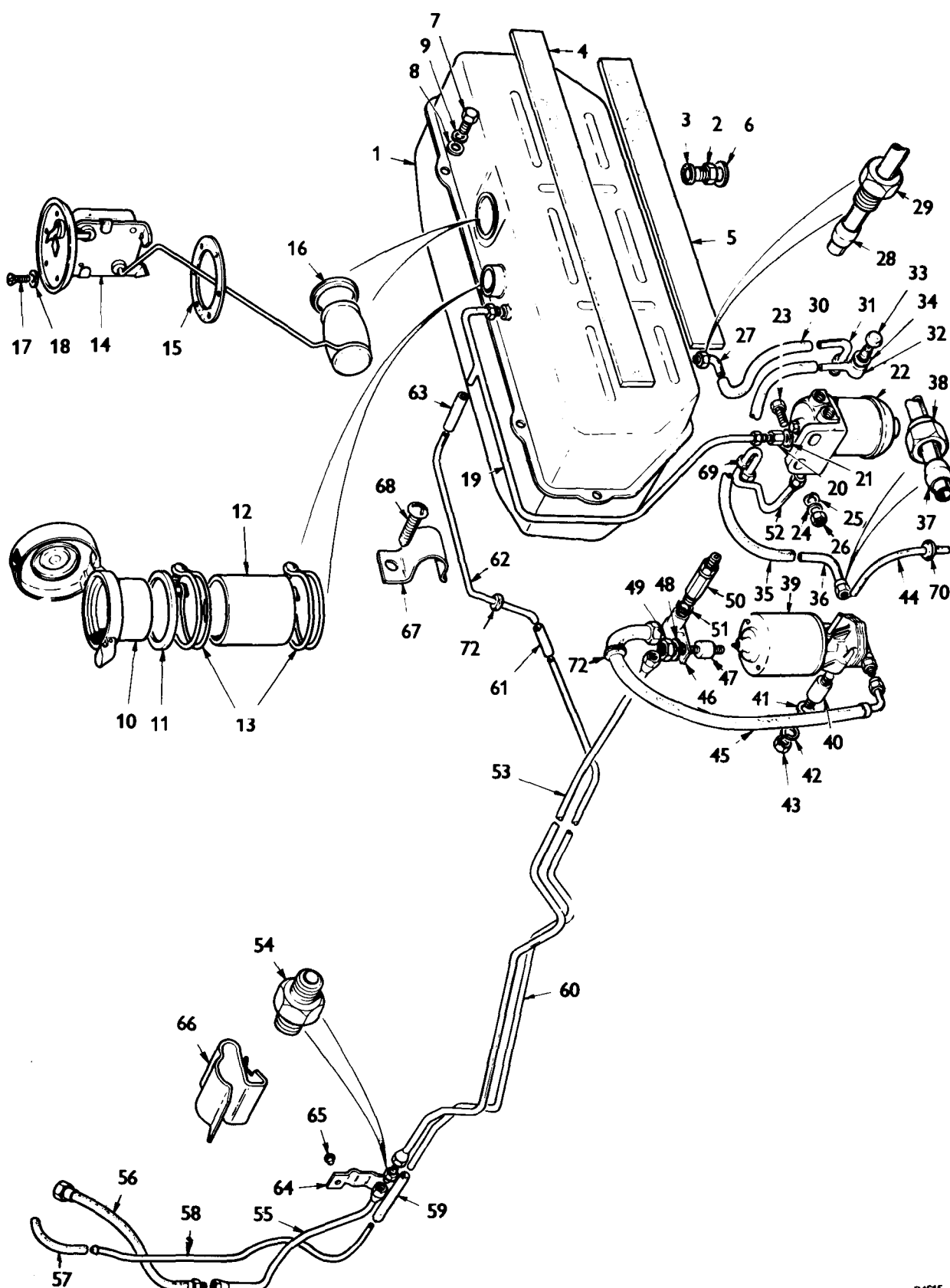


PLATE AS

B.1615
TR6 PL.

PETROL SYSTEM
(PETROL INJECTION MODEL)

Plate No.	Part No.	Description	No. per unit	Remarks
	725117	PETROL FILLER CAP ASSEMBLY	1	Alternative to 722612
	718738	SEAL, petrol filler cap	1	
AS11	650247	GROMMET, sealing, petrol filler	1	
AS12	650279	HOSE, petrol filler	1	Fitted up to Trim No. 57567CP
	155170	CONNECTION, rubber-between neck and tank	1	Fitted from Trim No. 57568CP
	650279	CONNECTION, rubber-between neck and tank	1	Fitted from
AS14	214465	PETROL TANK GAUGE UNIT	1	
AS15	110777	WASHER, sealing, cork, gauge unit to tank	1	
AS16	139908	WASHER, anti-rattle	1	
AS17	TR6503	SCREW - Gauge unit to tank	6	
AS18	WF0505	WASHER, fibre - Gauge unit to tank	6	
AS19	214895	PIPE, vent, filter breather to tank	1	
AS20	148312	CONNECTION, vent pipe, fitted in filter head	1	
AS21	150710	WASHER, sealing vent pipe connection	1	
AS22	215299	FUEL FILTER ASSEMBLY	1	
	516920	ELEMENT, filter	1	
	151203	PLUG	2	
	153928	PLUG	1	Fitted from CP
	517957	WASHER, aluminium - Fitted in filter	2	Alternative to 506682
	150710	WASHER, aluminium	1	Fitted from CP
	506682	WASHER, copper - Fitted in filter	2	Alternative to 517957
AS23	HU0908	SCREW, set - Petrol filter to spare wheel pan	2	
AS24	WP0009	WASHER, plain - Petrol filter to spare wheel pan	2	
AS25	WL0209	WASHER, lock - Petrol filter to spare wheel pan	2	
AS26	HN2009	NUT - Petrol filter to spare wheel pan	2	
AS27	151204	PIPE assembly, tank outlet to connector	1	Fitted up to CP50000
	149556	PIPE assembly, tank outlet to connector	1	Fitted from CP50001
AS28	TL0008	SLEEVE, tubing - Pipe to tank	1	
AS29	60142	NUT, tubing - Pipe to tank	1	
AS30	153141	CONNECTOR, 13½ in. long	1	Fitted up to CP50000
	153151	CONNECTOR, 11 in. long	1	Fitted from CP50001
AS31	149556	PIPE assembly, connector to filter	1	
AS28	TL0008	SLEEVE, tubing - Pipe to filter	1	
AS29	60142	NUT, tubing - Pipe to filter	1	

Note:- Items marked thus † are available on our Factory Exchange Unit Scheme

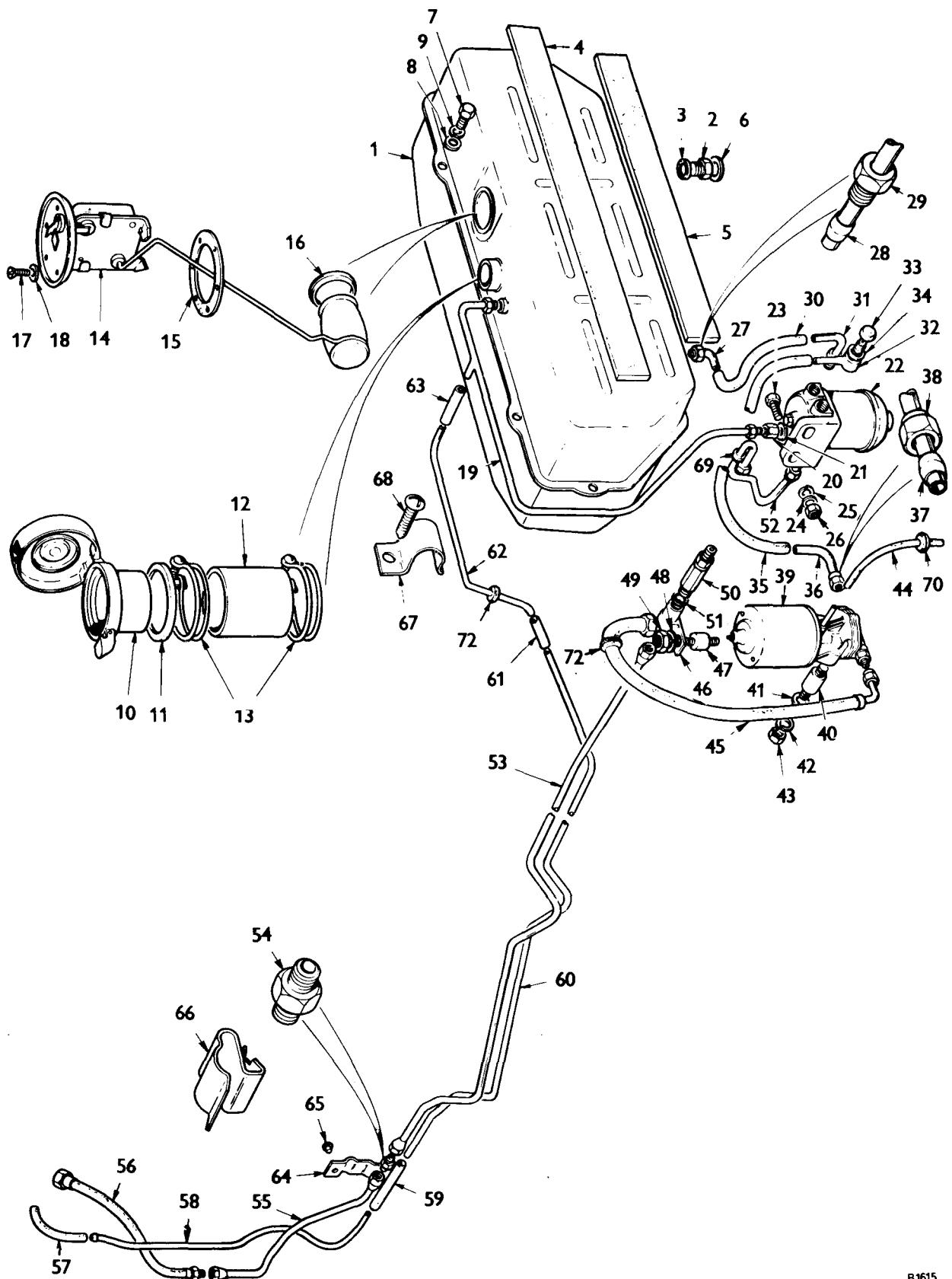


PLATE AS

B.1615
TR6 Pl.

PETROL SYSTEM
(PETROL INJECTION MODEL)

Plate No.	Part No.	Description	No. per unit	Remarks
AS32	151215	BANJO assembly - Filter to connector	1	
AS33	135566	BOLT - Filter to connector	1	
AS34	133006	WASHER - Filter to connector	2	
AS35	153146	CONNECTOR, 9½ in. long	1	
AS36	149557	PIPE assembly, connector to pump	1	
AS37	148813	SLEEVE, tubing - Pipe to pump	1	
AS38	151878	NUT, tubing - Pipe to pump	1	
	154315	PIPE assembly, fuel return	1	} Fitted from CP50001
	60176	NUT, tubing, fuel return	1	
	TL0007	SLEEVE, tubing, fuel return	1	
AS39	214347	FUEL PUMP AND MOTOR ASSEMBLY For breakdown details see Electrical Section	1	
AS40	148779	MOUNTING, rubber	3	
AS41	WPO007	WASHER, plain - Pump to wheelarch	3	
AS42	WLO207	WASHER, lock - Pump to wheelarch	3	
AS43	HN2007	NUT - Pump to wheelarch	3	
AS44	149775	PIPE, drain, fitted to fuel pump	1	} Fitted up to
	148947	ELBOW, drain - fitted to fuel pump	1	
	215921	PIPE, drain - fitted to fuel pump	1	} Fitted from
	154299	TUBE, drain - fitted to fuel pump	1	
	120331	CONNECTION - fitted to fuel pump	1	
		PETROL PIPES		
AS45	215642	HOSE assembly, pump to 'T' piece	1	
AS46	149773	'T' PIECE	1	
AS47	148779	MOUNTING, rubber - 'T' piece to rear floor	2	
AS48	WLO207	WASHER, lock - 'T' piece to rear floor	4	
AS49	HN2007	NUT - 'T' piece to rear floor	4	
AS50	152066	STRAINER AND PRESSURE RELIEF VALVE assembly	1	} Fitted up to Body No. 51887CP
	152067	VALVE, pressure relief	1	
	152069	FILTER, strainer, for valve	1	
	156981	DOWTY WASHER	1	
	156160	STRAINER AND PRESSURE RELIEF VALVE assembly	1	} Fitted from Body No. 51888CP
	156167	VALVE, pressure relief	1	
	152069	FILTER, steamer, for valve	1	
	156981	DOWTY WASHER	1	

Note:- Items marked thus † are available on our Factory Exchange Unit Scheme

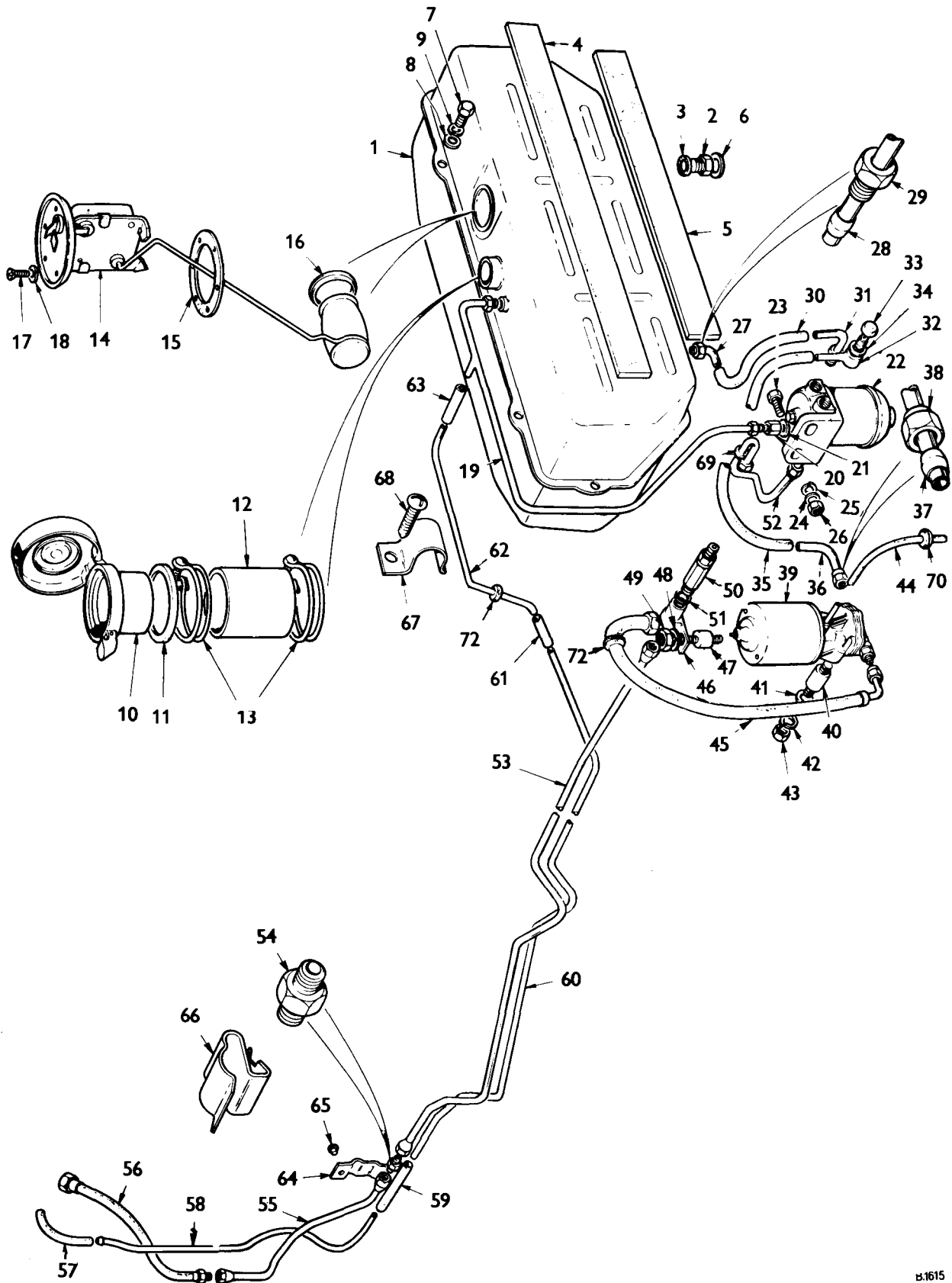


PLATE AS

PETROL SYSTEM
(PETROL INJECTION MODEL)

Plate No.	Part No.	Description	No. per unit	Remarks
		PETROL PIPES - continued.....		
AS51	155931	LABEL (Relief Valve)	1	} Fitted from Body No. 50948CP
	519208	WIRE - Securing label	A/R	
	152068	WASHER, dowty, valve to 'T' piece	1	
	152235	PIPE assembly, relief valve to tank	1	
	152275	NUT	1	
	SP66C	NIPPLE	1	
	153142	CONNECTOR, 19 in. long	1	
	152232	PIPE assembly, fuel return	1	Fitted up to CP50000
	154247	PIPE assembly, fuel return	1	Fitted from CP50001
	60142	NUT - Pipe to tank	1	
	TL0008	SLEEVE - Pipe to tank	1	
AS52	151229	PIPE, rear 'T' piece to connector	1	
AS53	308826	PIPE assembly, connector to D.E. union	1	
AS54	149767	UNION, D.E.	2	
AS55	149754	PIPE assembly, main feed, D.E. union to hose	1	
AS56	214890	HOSE assembly, main feed pipe to metering unit	1	
AS57	148947	ELBOW, metering unit to body drain pipe, front	1	Fitted up to
	154954	CONNECTOR, metering unit to body drain pipe, front	1	Fitted from up to
	217841	PIPE ASSEMBLY, 5/16" O/D, nylon	1	Fitted from
AS58	214588	PIPE, body drain, front	1	Fitted up to
	217891	PIPE, P.M.U. drain front	1	Fitted from
AS59	148945	CONNECTOR, 5 in. intermediate drain pipe to front pipe	1	
AS60	308953	PIPE, body drain, intermediate	1	
AS61	148944	CONNECTOR, 3 in. rear drain pipe to intermediate pipe	1	Fitted up to CP50000
	148944	CONNECTOR, 3 in. long - Drain meter to drain, intermediate	1	Fitted from CP50001
	154368	CONNECTOR, 1/4 to 3/16 in. - Drain meter to tank, rear	1	Fitted from CP50001 up to
	149844	CONNECTOR 3" long - Drain meter to tank rear	1	Fitted from
AS62	215686	PIPE, body drain, rear	1	Fitted up to
	217833	PIPE, body drain, rear	1	Fitted from
	59380	CLIP - Body drain pipe to trunk floor	1	
	YZ3503	SCREW, s/t - Body drain pipe to trunk floor	1	

Note:- Items marked thus † are available on our Factory Exchange Unit Scheme

PETROL SYSTEM
(PETROL INJECTION MODEL)

Plate No.	Part No.	Description	No. per unit	Remarks
		PETROL PIPES - continued.....		
AS63	148944	CONNECTOR, 3 in. rear drain pipe to petrol tank	1	
	119147	CLIP, pipe - Securing intermediate body drain pipe and main feed pipe (connector to D.E. union) to crossmember	1	
	PX0503	SCREW, set - Securing intermediate body drain pipe and main feed pipe (connector to D.E. union) to crossmember	1	
	HN2005	NUT - Securing intermediate body drain pipe and main feed pipe (connector to D.E. union) to crossmember	1	
	WL0205	WASHER, lock - Securing intermediate body drain pipe and main feed pipe (crossmember to D.E. union) to crossmember	1	
		PIPE CLIPS AND GROMMETS		
AS64	149765	CLIP, brake and petrol pipes to frame	3	
AS65	560772	RIVET, pop, clips to frame	6	
AS66	149810	CLIP, main feed pipe to front side member	1	Fitted up to CP26892
	625521	CLIP, double 3/16 in. body drain pipe, front and oil pressure gauge pipe to body	1	Fitted from CP26893
AS67	59380	CLIP, pipe - Rear pipe to tank support bracket	1	
AS68	YZ3403	SCREW, s/t - Rear pipe to tank support bracket	1	
AS69	131155	GROMMET, hose, relief valve to filter (rear seat pan)	1	
AS70	600396	GROMMET, pump drain pipe	1	Fitted up to
	131155	GROMMET, pump drain pipe	1	Fitted from
AS71	615926	GROMMET, hose, pump to 'T' piece	1	
AS72	600395	GROMMET, metering pump body drain	1	
	600395	GROMMET, pipe, 'T' piece to D.E. union	1	

Note:- Items marked thus † are available on our Factory Exchange Unit Scheme

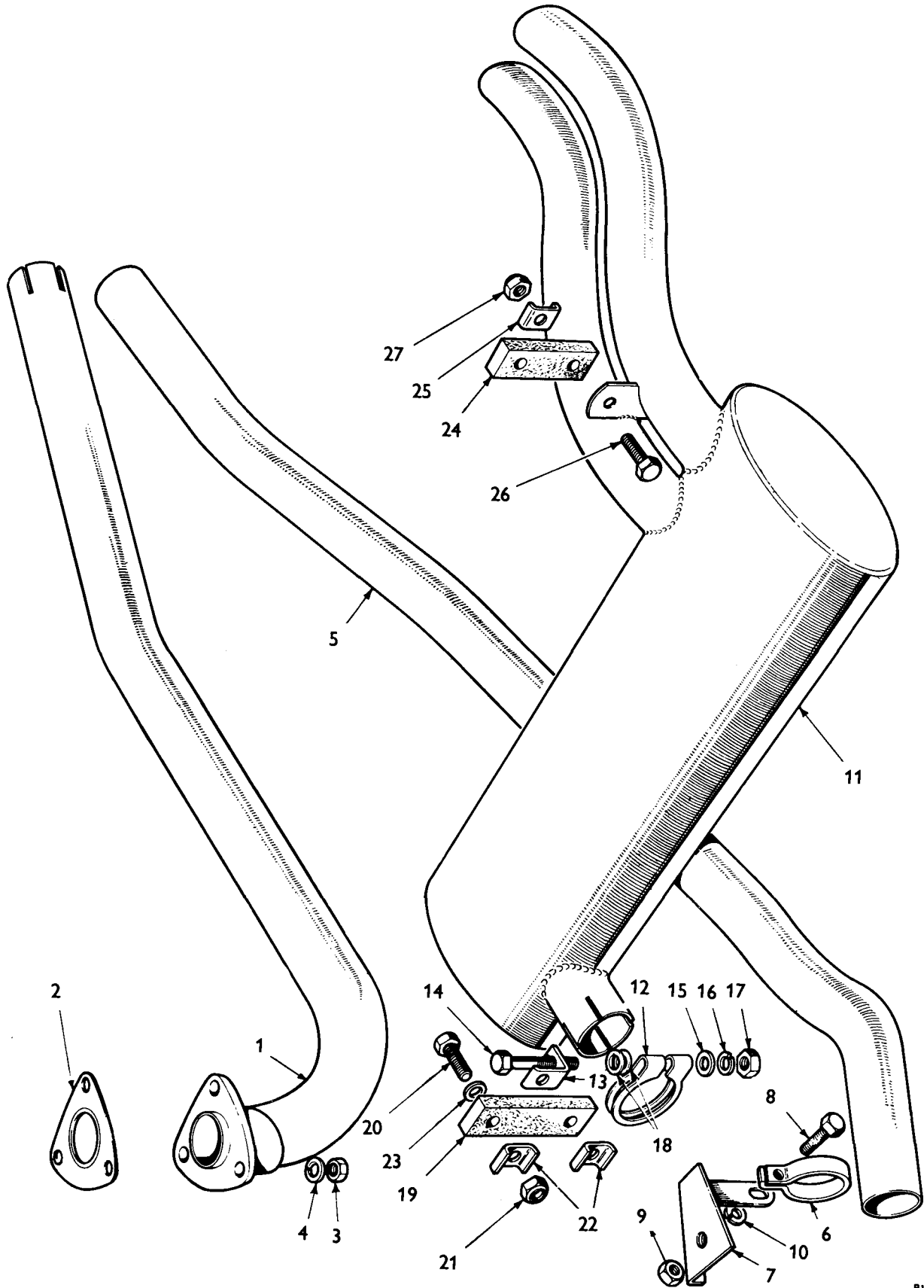


PLATE AT

EXHAUST SYSTEM
(CARBURETTOR MODEL)

ALL MARKETS UP TO COMM. NO. CC76540
ALL MARKETS EXCEPT U.S.A. FROM COMM. No. CC76541

Plate No.	Part No.	Description	No. per unit	Remarks
AT1	308202	FRONT EXHAUST PIPE ASSEMBLY	1	
AT2	106958	GASKET, front exhaust pipe to manifold	1	
AT3	108951	NUT - Exhaust pipe to manifold	3	
AT4	WL0209	WASHER - Exhaust pipe to manifold	3	
AT5	213214	INTERMEDIATE EXHAUST PIPE	1	
AT6	130890	CLIP, front pipe to intermediate pipe	1	
AT7	149450	BRACKET assembly, pipe to rear engine mounting	1	
AT8	HB0809	SCREW, set - Clip to bracket	1	
AT9	HN2008	NUT - Clip to bracket	1	
AT10	WL0208	WASHER, lock - Clip to bracket	1	
AT11	308724	SILENCER AND TAIL PIPE	1	
AT12	108446	CLIP, intermediate pipe to silencer	1	
AT13	105578	BRACKET, intermediate pipe to flexible mounting	1	
AT14	HB0825	BOLT - Securing silencer to rear end of intermediate pipe and mounting bracket	1	
AT15	WP0107	WASHER, plain - Securing silencer to rear end of intermediate pipe and mounting bracket	1	
AT16	WL0208	WASHER, lock - Securing silencer to rear end of intermediate pipe and mounting bracket	1	
AT17	HN2008	NUT - Securing silencer to rear end of intermediate pipe and mounting bracket	1	
AT18	WP0129	WASHER, plain - Securing silencer to rear end of intermediate pipe and mounting bracket	2	
AT19	138961	STRIP, flexible mounting	1	Fitted up to Comm.No. CC.54613
	155609	STRIP, flexible mounting	1	Fitted from Comm. No.
	158576	STRIP, flexible mounting	1	CC.54614 up to
AT20	HU0808	SCREW, set - Flexible strip to bracket and chassis frame	2	
	155249	SLEEVE, distance	2	} Fitted from Comm.No. CC.54614
	WL0208	WASHER, lock-securing strip flexible	2	
	HN2008	NUT-securing strip flexible	2	
AT21	TN3208	NUT, nyloc - Flexible strip to bracket and chassis frame	2	Fitted up to Comm. No. CC.54613

Note:- Items marked thus † are available on our Factory Exchange Unit Scheme

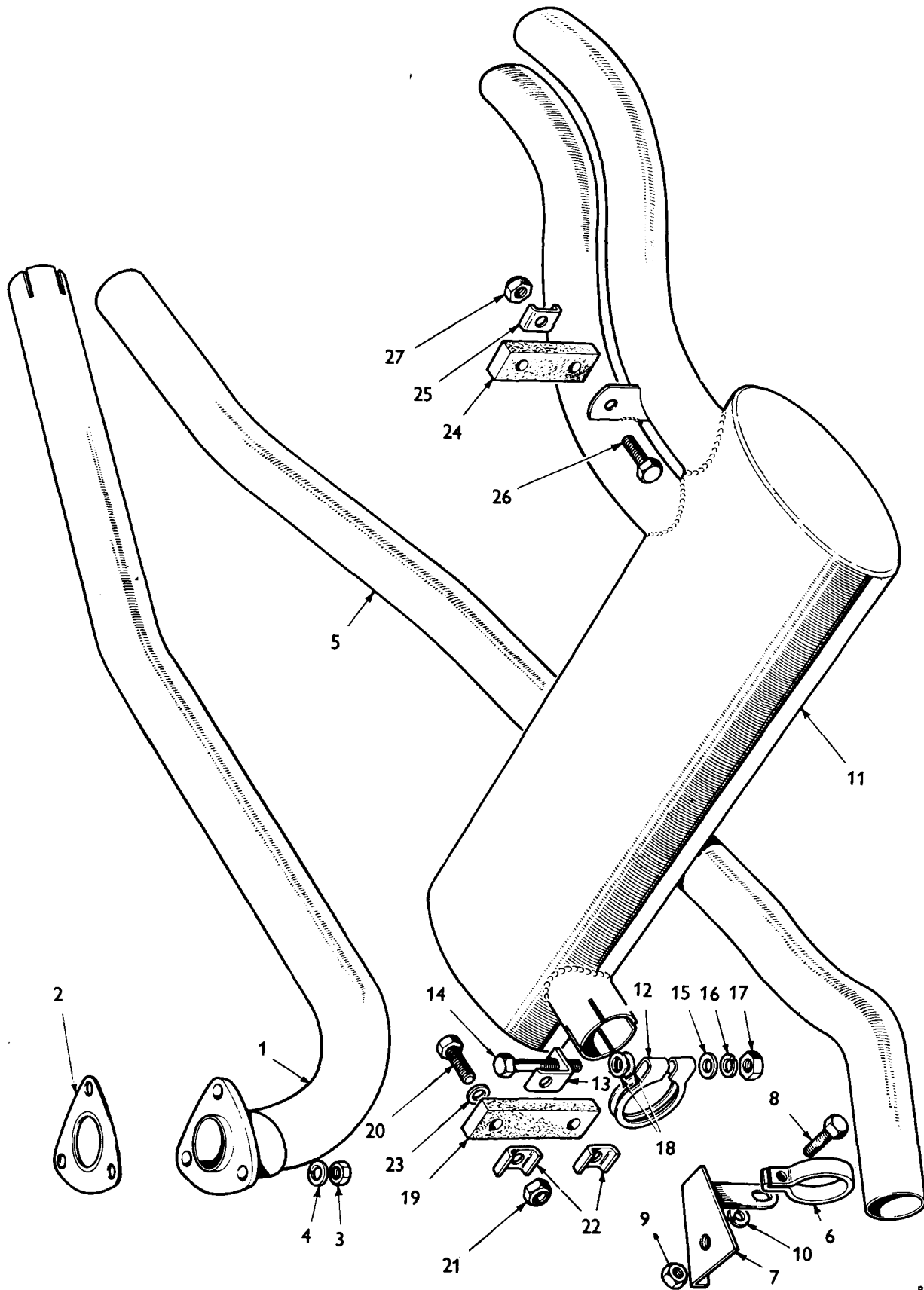


PLATE AT

EXHAUST SYSTEM
(CARBURETTOR MODEL)

ALL MARKETS UP TO COMM.No. CC76540
ALL MARKETS EXCEPT U.S.A. FROM COMM.No. CC76541

Plate No.	Part No.	Description	No. per unit	Remarks
		SILENCER AND TAIL PIPE (continued)		
AT22	105290	PLATE, clamp - Flexible strip to bracket and chassis frame	2	
AT23	WP0008	WASHER - Flexible strip to bracket and chassis frame	1	
AT24	105292	STRIP, flexible mounting - Securing silencer tail pipe to chassis frame	1	Fitted up to Comm. No. CC54613
	155608	STRIP, flexible mounting	1	Fitted from Comm.No. CC54614 up to
	158575	STRIP, flexible mounting	1	Fitted from Comm.No.
AT25	105290	PLATE, clamp - Securing silencer tail pipe to chassis frame	2	
AT26	HU0808	SCREW, set - Securing silencer tail pipe to chassis frame	2	
	155249	SLEEVE, distance	2	Fitted from Comm. No. CC54614
	WL0208	WASHER, lock - securing strip flexible	2	Fitted from Comm.No. CC.54614
	HN2008	NUT - securing strip flexible	2	Fitted from Comm.No CC.54614
AT27	YN2908	NUT, nyloc - Securing silencer tail pipe to chassis frame	2	Fitted up to Comm No. 54613

Note:- Items marked thus † are available on our Factory Exchange Unit Scheme

EXHAUST SYSTEM
(CARBURETTOR MODEL)

All Markets from Comm. No. CC.75001

Plate No.	Part No.	Description	No. per unit	Remarks
	212313	FRONT EXHAUST PIPE ASSEMBLY	1	
	138724	GASKET, Exhaust pipe flange	1	
	108951	NUT - Exhaust pipe to manifold	4	
	WLO209	WASHER, lock, exhaust pipe to manifold	4	
	308404	EXHAUST PIPE ASSEMBLY - OUTER INTERMEDIATE	1	}
	308405	EXHAUST PIPE ASSEMBLY - INNER INTERMEDIATE	1	
	138807	CLIP-securing front exhaust pipes to intermediate and to rear pipes	4	} Fitted up to
	HB0822	BOLT - securing front exhaust pipes to intermediate and to rear pipes	4	
	WP0107	WASHER, plain, securing front exhaust pipes to intermediate and to rear pipes	8	
	WLO208	WASHER, lock, securing front exhaust pipes to intermediate and to rear pipes	4	
	HN2008	NUT, securing front exhaust pipes to intermediate and to rear pipes	4	
	148875	BRACKET ASSEMBLY, supporting intermediate pipes to chassis	1	
	160135	BRACKET, Exhaust (Intermediate Pipe)	1	
	HU0806	SCREW Securing Pipes	1	} Fitted up to
	HN2008	NUT to Supporting	1	
	WLO208	WASHER Brackets	1	
	308349	INTERMEDIATE EXHAUST PIPE	2	
	UKC.0878	STRAP, Support intermediate exhaust pipes (Angle to rear engine mounting)	1	} Fitted from
	WL.0208	WASHER, Lock	1	
	HN.2008	NUT Angle to Channel	1	
	HB.0820	BOLT	1	
	UKC.0879	ANGLE	1	
	UKC.0880	CHANNEL, Intermediate exhaust pipe Support	1	
	WL.0208	WASHER, Lock	1	
	HN.2008	NUT	1	
	HU.0806	SCREW, Set	1	
		Support	1	
		Strap to	1	
		Angle	1	

Note:- Items marked thus † are available on our Factory Exchange Unit Scheme

EXHAUST SYSTEM
(CARBURETTOR MODEL)

All Markets from Comm. No. CC.75001

Plate No.	Part No.	Description	No.per Unit	Remarks
	214607	EXHAUST PIPES - REAR	2	
	148871	BRACKET - Carrying rear pipes and silencer	1	
	138807	CLIP - Pipes to silencer	2	
	HBO823	BOLT	2	Securing
	WPO107	WASHER, plain	4	Clips and
	WLO208	WASHER, lock	2	Pipes to
	HN2008	NUT	2	Bracket
	312340	SILENCER AND TAIL PIPE ASSEMBLY	1	
	RKC0128	SILENCER AND TAIL PIPE ASSEMBLY	1	Germany only Fitted from
	100455	NUT	2	
	HN2008	NUT	2	
	WLO208	WASHER, Lock	2	
	WPO107	WASHER, Plain	4	
	HBO823	BOLT	2	
	138807	CLIP	2	
	148871	BRACKET	1	
	158575	STRIP FLEXIBLE MOUNTING	1	
	WLO208	WASHER, Lock	2	Attachments
	HN2008	NUT	2	Tail Pipes
	155249	SLEEVE DISTANCE	2	

Note:- Items marked thus † are available on our Factory Exchange Unit Scheme

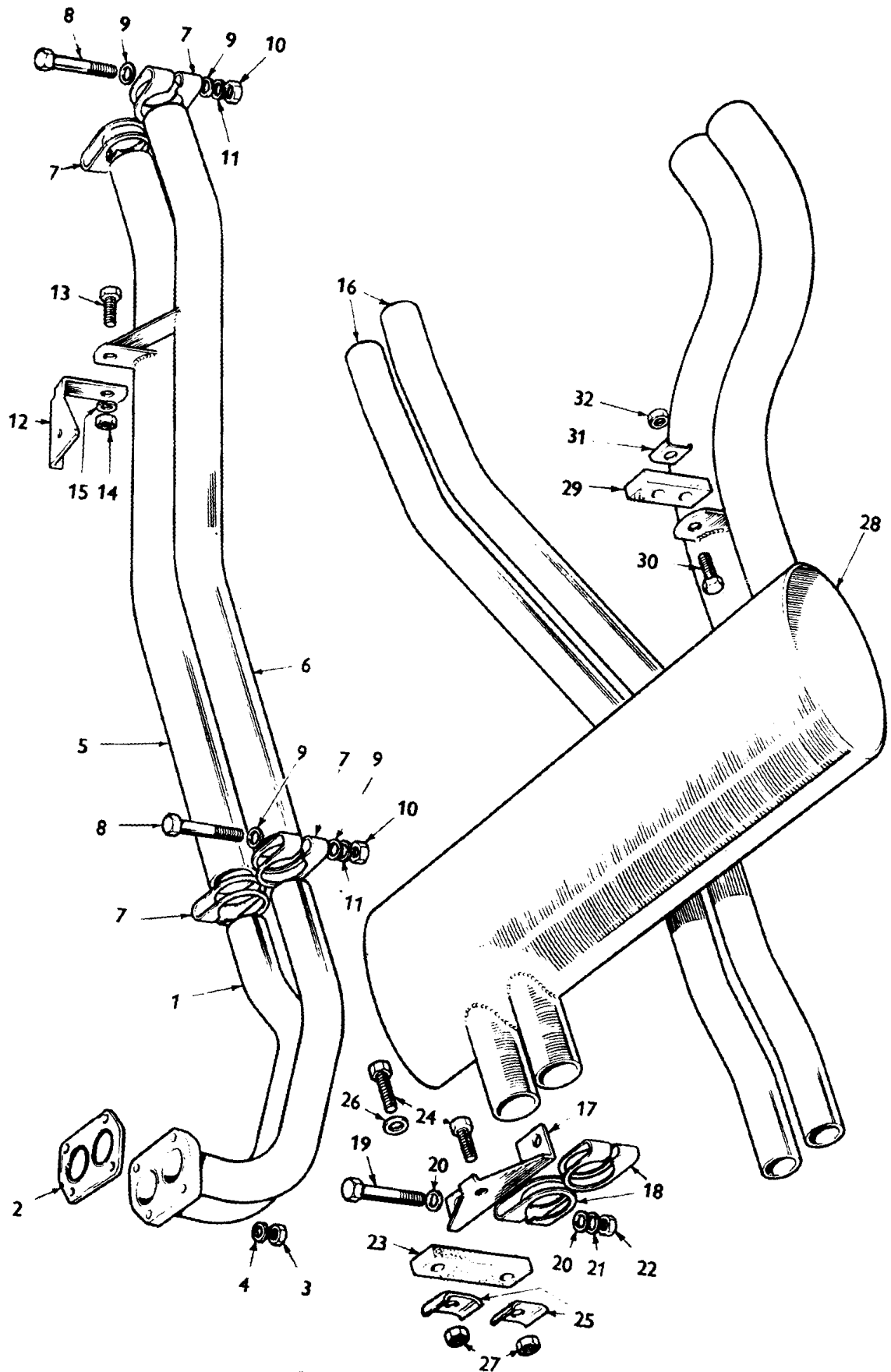


PLATE AU

EXHAUST SYSTEM
(PETROL INJECTION MODEL)

Plate No.	Part No.	Description	No. per Unit	Remarks	
AU1	212313	FRONT EXHAUST PIPES ASSEMBLY	1		
AU2	138724	GASKET, exhaust pipe flange	1		
AU3	108951	NUT - Exhaust pipe to manifold	4		
AU4	WLO209	WASHER, Lock - Exhaust pipe to manifold	4		
AU5	308404	EXHAUST PIPE ASSEMBLY - OUTER INTERMEDIATE	1	} Fitted up to	
AU6	308405	EXHAUST PIPE ASSEMBLY - INNER INTERMEDIATE	1		
AU7	138807	CLIP - Securing front exhaust pipes to intermediate and to rear pipes	4		
AU8	HB0822	BOLT - Securing front exhaust pipes to intermediate and to rear pipes	4		
AU9	WP0107	WASHER, Plain - Securing front exhaust pipes to intermediate and to rear pipes	4		
AU10	HN2008	NUT - Securing front exhaust pipes to intermediate and to rear pipes	4		
AU11	WLO208	WASHER, lock - Securing front exhaust pipes to intermediate and to rear pipes	4		
AU12	148875	BRACKET assembly, supporting intermediate pipes to chassis	1		See pages 70 for bolt HB1112 bracket to Gearbox Extension
AU13	160135 HU0806	BRACKET, Exhaust (Intermediate Pipe) SCREW, Set - Securing pipes to supporting bracket	1 1		Fitted from
AU14	HN2008	NUT - Securing pipes to supporting bracket	1		} Fitted up to
AU15	WLO208	WASHER, Lock - Securing pipes to supporting bracket	1		
	308349	INTERMEDIATE EXHAUST PIPE	1		} Fitted from
	UKC 0878	STRAP, Support intermediate exhaust pipes (Angle to rear engine mounting)	1		
	WLO208	WASHER, Lock	1		
	HN2008	NUT	1		
	HB0820	BOLT	1		
	UKC0879	ANGLE	1		
	UKC0880	CHANNEL, Intermediate exhaust pipe support	1		

Note:- Items marked thus † are available on our Factory Exchange Unit Scheme

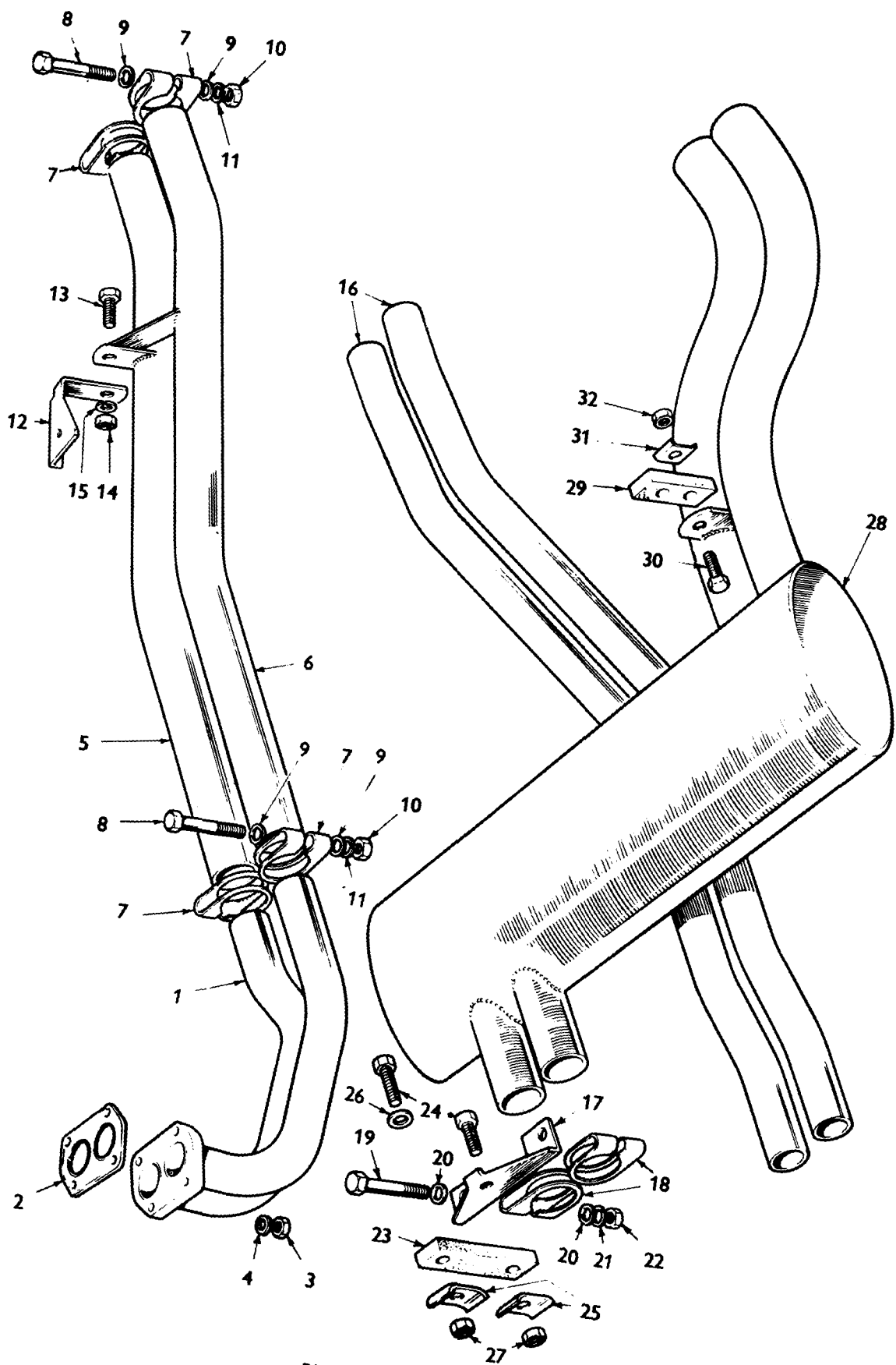


PLATE AU

1515
TR6

EXHAUST SYSTEM
(PETROL INJECTION MODEL)

Plate No.	Part No.	Description	No. per Unit	Remarks
	WLO208	WASHER, Lock	1	Fitted from
	HN2008	NUT	1	
	HU0806	SCREW, Set	1	
		Support		
		Strap to		
		Angle		
AU16	214607	EXHAUST PIPES - REAR	2	
AU17	148871	BRACKET, Carrying rear pipes to silencer	1	
AU18	138807	CLIP, pipes to silencer	2	
AU19	HB0823	BOLT - Securing clips and pipes to bracket	2	
AU20	WP0107	WASHER, plain - Securing clip and pipes to bracket	4	
AU21	WLO208	WASHER, Lock - Securing clips and pipes to bracket	2	
AU22	HN2008	NUT - Securing clips and pipes to bracket	2	
AU23	GEX7045	STRIP, Flexible mounting	1	Fitted up to Comm. No. CP.51639
	155609	STRIP, Flexible mounting	1	Fitted from Comm. No. CP.51640 up to CP.75548
	158576	STRIP, Flexible mounting	1	Fitted from CP.75549
AU24	HU0808	SCREW, Set - Strip to brackets and chassis	2	
	155249	SLEEVE, distance	2	Fitted from Comm. No. CP.51640
	WLO208	WASHER, Lock - Securing strip flexible	2	
	HN2008	NUT - Securing strip flexible	2	
AU25	105290	PLATE, Clamp - Strip to brackets and chassis	2	
AU26	WP0008	WASHER - Strip to brackets and chassis	1	
AU27	TN3208	NUT, Nyloc - Strip to brackets and chassis	2	Fitted up to Comm. No. CP.51639
AU28	308725	SILENCER AND TAIL PIPE	1	All countries except Switzerland. Fitted up to Comm. No. CP52894
	311361	SILENCER AND TAIL PIPE	1	All markets except Germany & France fitted from Comm. No. CP53643
	312340	SILENCER AND TAIL PIPE	1	Fitted from Comm. No. CP75039, Germany and France

Note:- Items marked thus † are available on our Factory Exchange Unit Scheme

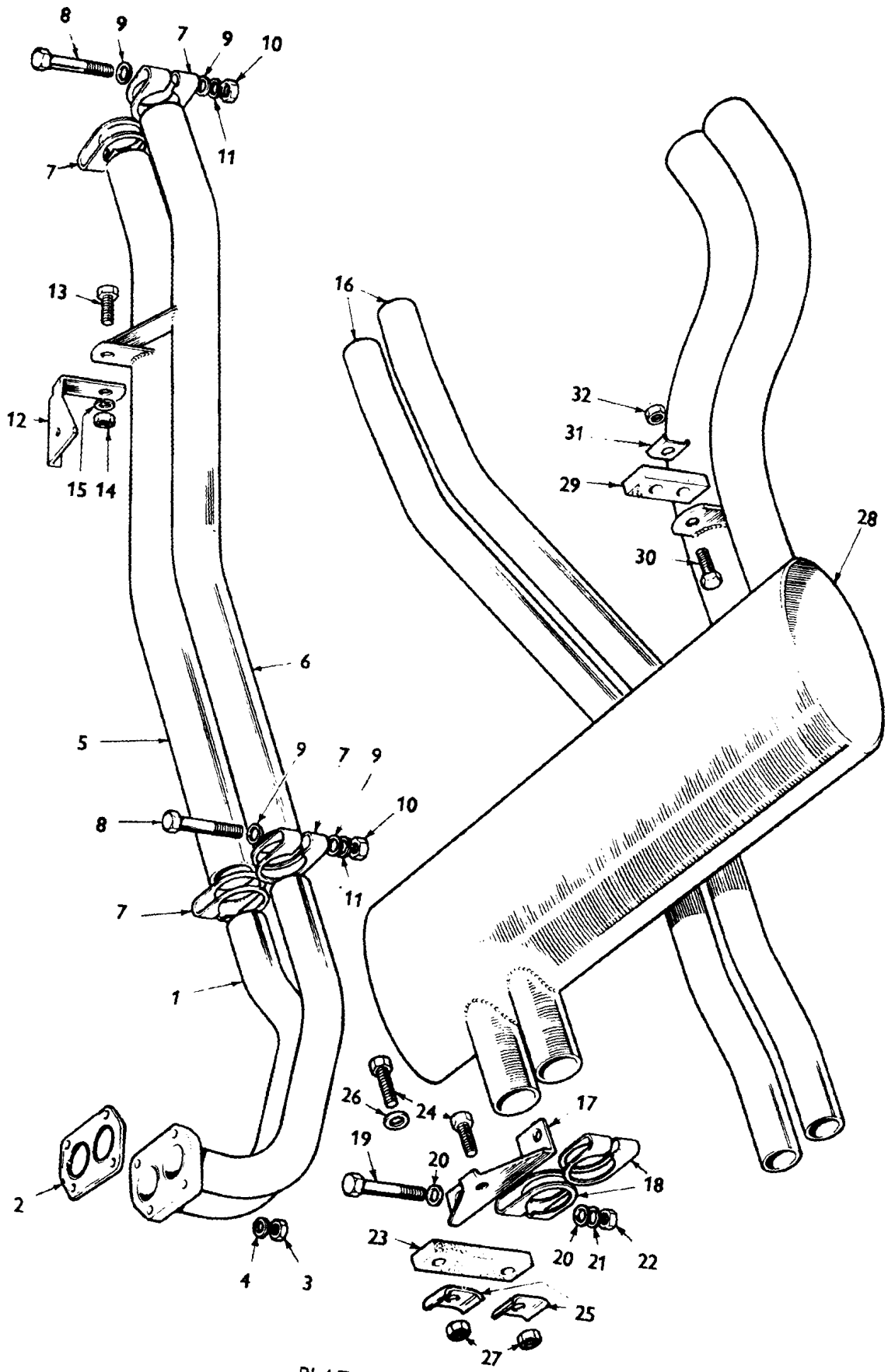


PLATE AU

EXHAUST SYSTEM
(PETROL INJECTION MODEL)

Plate No.	Part No.	Description	No. per Unit	Remarks
	RKC0128	SILENCER AND TAIL PIPE ASSEMBLY	1	Germany and Netherlands Fitted from
	308726	SILENCER AND TAIL PIPE	1	Switzerland only. Fitted up to Comm. No. CP.52894
	GEX7040	STRIP, Flexible mounting	1	Fitted up to Comm. No. CP.51639
	155608	STRIP, Flexible mounting	1	Fitted from Comm. No. CP.51640 up to CP75548
	158575	STRIP, Flexible mounting	1	Fitted from CP75549
AU30	HU0808	SCREW, Set - Strip to brackets and chassis	2	
	155249	SLEEVE, distance	2	} Fitted from Comm. No. CP51640
	WLO208	WASHER, Lock - Securing strip flexible	2	
	HN2008	NUT - Securing strip flexible	2	
AU31	105290	PLATE, Clamp - Strip to brackets and chassis	2	
AU32	YN2908	NUT, Nyloc - Strip to brackets and chassis	2	Fitted up to Comm. No. CP51639

Note:- Items marked thus † are available on our Factory Exchange Unit Scheme

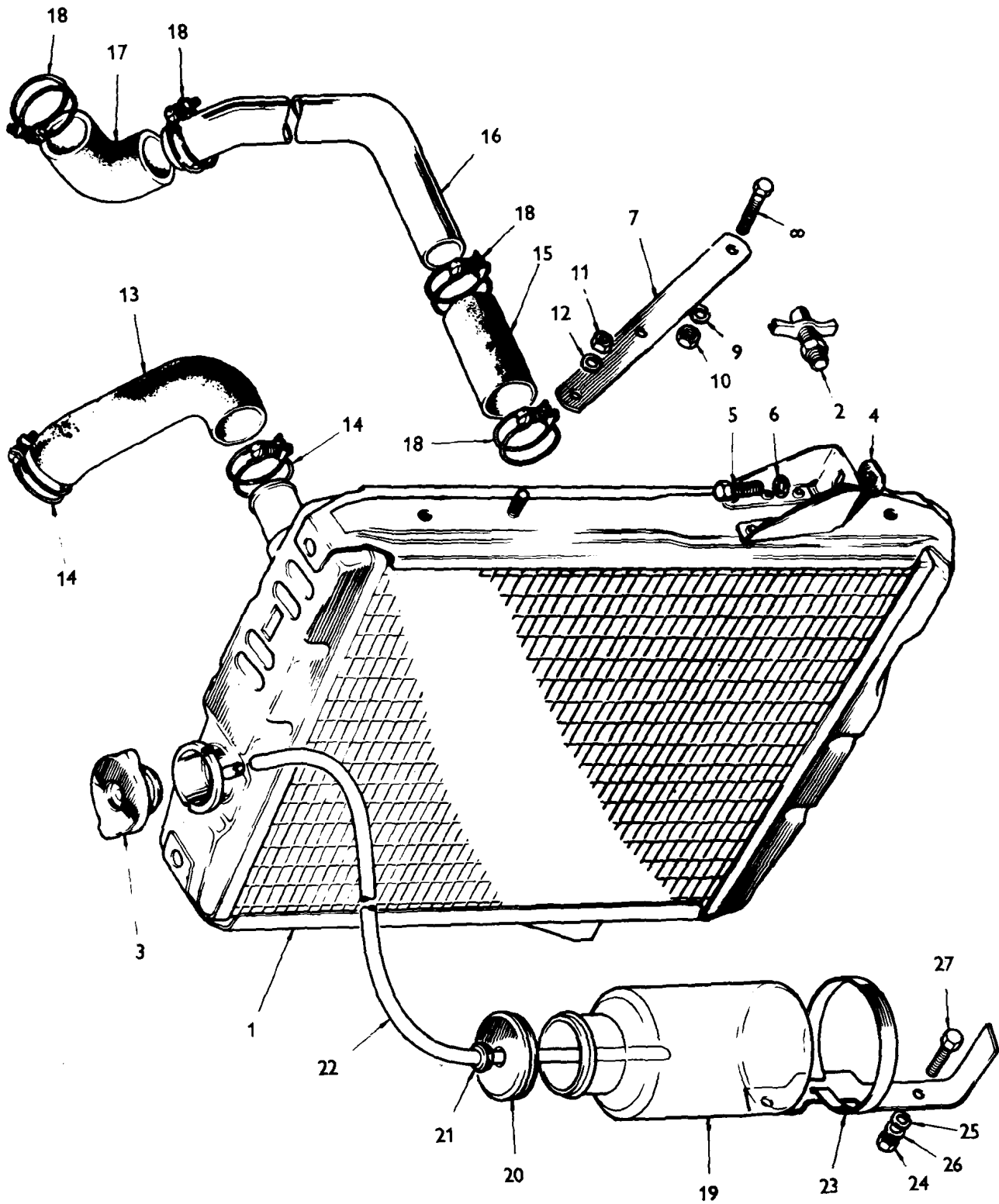


PLATE AV

1436

TR6

RADIATOR

Plate No.	Part No.	Description	No. per unit	Remarks
	308850	RADIATOR BLOCK ASSEMBLY	1	All markets fitted up to
AV1	308850	RADIATOR BLOCK ASSEMBLY	1	All markets except USA.
	312347	RADIATOR BLOCK ASSEMBLY	1	USA markets fitted from
AV2	132565	DRAIN TAP assembly	1	
AV3	137691	CAP, filler	1	
AV4	48101	PACKING, radiator mounting	A/R	
AV5	HU0909P	SCREW, set - Radiator to chassis frame	2	Fitted up to Comm No. CF1
	HN2009	NUT, Bottom radiator fixings	2	Fitted from Comm. No.
	143712	STUD, Bottom radiator fixings	2	CF 1
AV6	WP0009	WASHER - Radiator to chassis frame	2	
AV7	147574	STAY, radiator cross tube	2	
AV8	HB0806	BOLT - Stay to front cross tube	2	
AV9	WL0208	WASHER, lock - Stay to front cross tube	2	
AV10	HN2008	NUT - Stay to front cross tube	2	
AV11	HN2008	NUT - Stay to radiator block	2	
AV12	WL0208	WASHER, lock - Stay to radiator block	2	
AV13	148996	HOSE, top, radiator (Black and gold)	1	Alt. to 154148 All
	154148	HOSE, radiator top (Green)	1	Alt. to 148996 Markets
	154148	HOSE, radiator top (Green)	1	USA markets only. Fitted up to Comm. No. CC75000
	158289	HOSE, radiator top - short	1	} USA markets only. Fitted from Comm. No. CC75001
	158290	HOSE, radiator top - long	1	
	158308	ADAPTOR, hose	1	
	CS4024	CLIP, hose	2	} Alternative to CS4025
	CS4025	CLIP, hose	2	
	90/611428	SWITCH, thermostatic vacuum	1	} Alternatives
AV14	CS4025	CLIP - Top hose fixing	2	
	CS4024	CLIP - Top hose fixing	2	
AV15	148995	HOSE, radiator, bottom (Black and gold)	1	Alternative to 154147
	154147	HOSE, radiator bottom (Green)	1	Alternative to 148995
AV16	145398	PIPE, steel, water, return, bottom	1	} All markets except USA USA markets fitted from
	158417	PIPE, steel, water hose	1	
	145398	PIPE, steel, water hose	1	
AV17	148993	HOSE, radiator, bottom (Black and gold)	1	Alternative to 154145
	154145	HOSE, radiator bottom (Green)	1	Alternative to 148993
AV18	CS4025	CLIP - Bottom hose fixing	4	} Alternatives
	CS4024	CLIP - Bottom hose fixing	4	

Note:- Items marked thus † are available on our Factory Exchange Unit Scheme

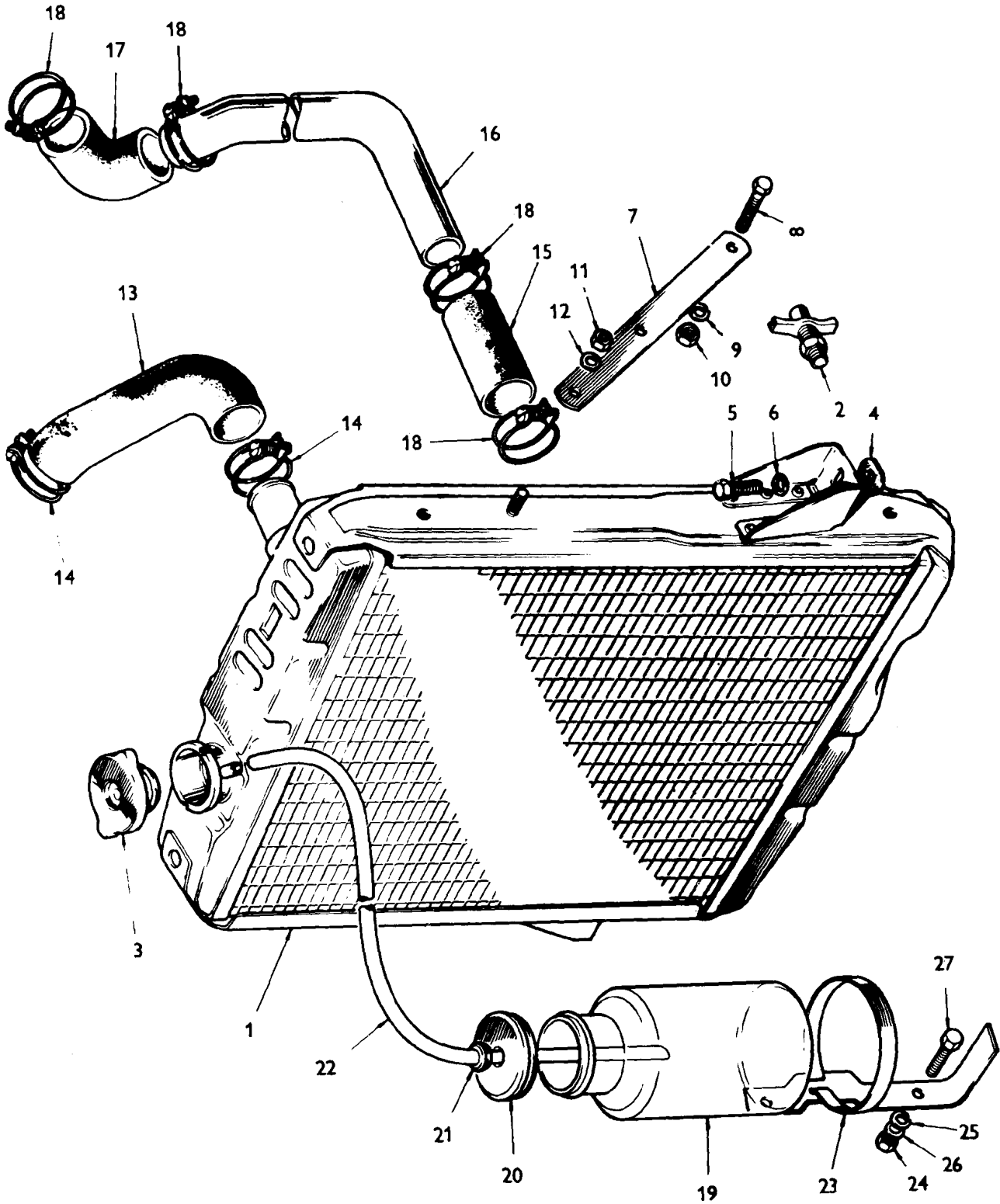


PLATE AV

RADIATOR

Plate No.	Part No.	Description	No. per unit	Remarks
AV19	137632	OVERFLOW BOTTLE	1	
AV20	137743	CAP, overflow bottle	1	
AV21	616925	GROMMET, securing overflow pipe to cap	1	
AV22	137742	PIPE, overflow	1	
AV23	713544	BRACKET assembly, radiator overflow bottle	1	
AV24	HN2005	NUT - Bracket to wheelarch	2	
AV25	WL0205	WASHER, lock - Bracket to wheelarch	2	
AV26	WP0005	WASHER, plain - Bracket to wheelarch	2	
AV27	HU0504	SCREW, set - Bracket to wheelarch	2	

Note:- Items marked thus † are available on our Factory Exchange Unit Scheme

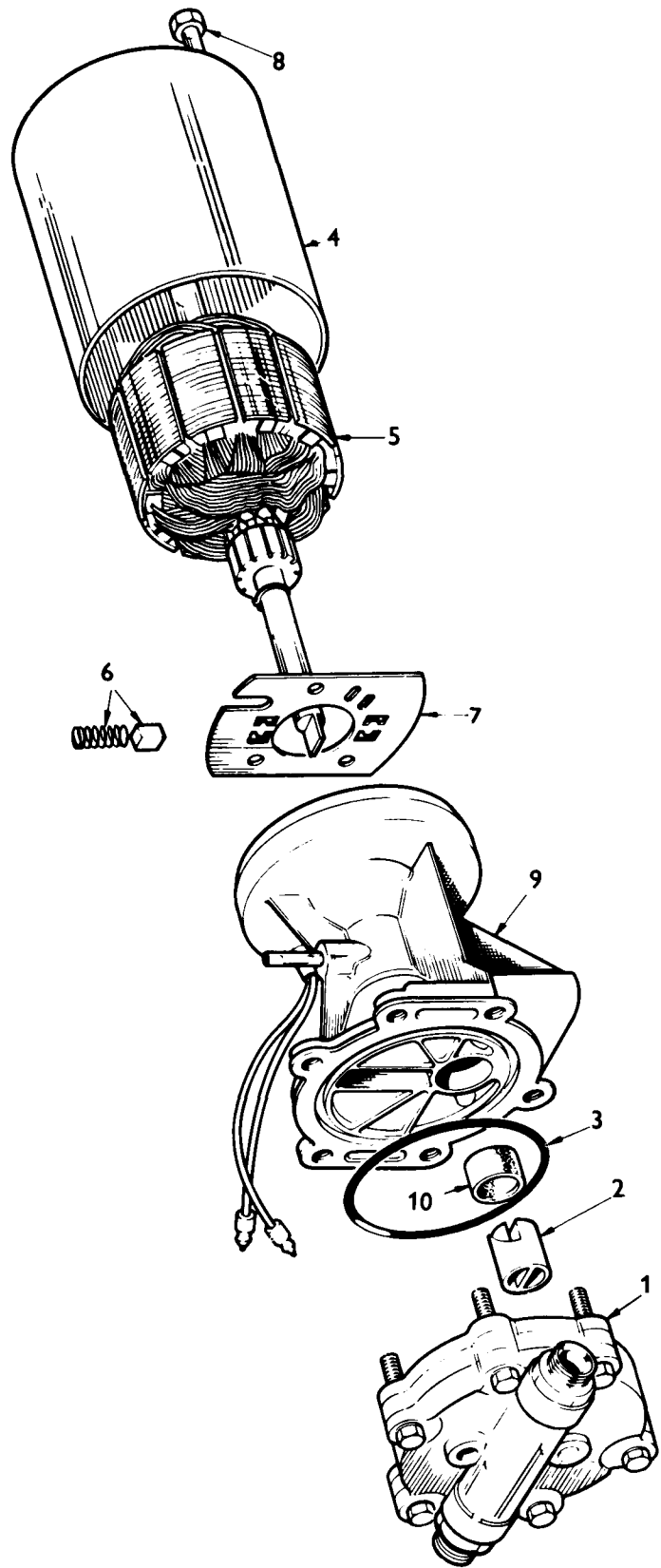


PLATE AW

R 151B

TRC

ELECTRICAL EQUIPMENT

Plate No.	Part No.	Description	No. per unit	Remarks
	214347	FUEL PUMP AND MOTOR ASSEMBLY	1	Petrol injection model only
AW1	516919	PUMP, fuel assembly	1	
AW2	517412	COUPLING	1	
AW3	517413	WASHER, sealing	1	Part of Service Kit 517414
	517414	SERVICE KIT	1	
	516918	MOTOR ASSEMBLY (comprising items AW4 to AW10 inclusive)	1	
AW5	517415	ARMATURE	1	
AW6	517644	BRUSH PLATE and spring set assembly (comprising items AW6 and AW7)	1	
AW8	517418	BOLTS, through fixing	2	
AW10	517419	SEAL, drive shaft	1	Part of Service Kit 517414

Note:- Items marked thus † are available on our Factory Exchange Unit Scheme

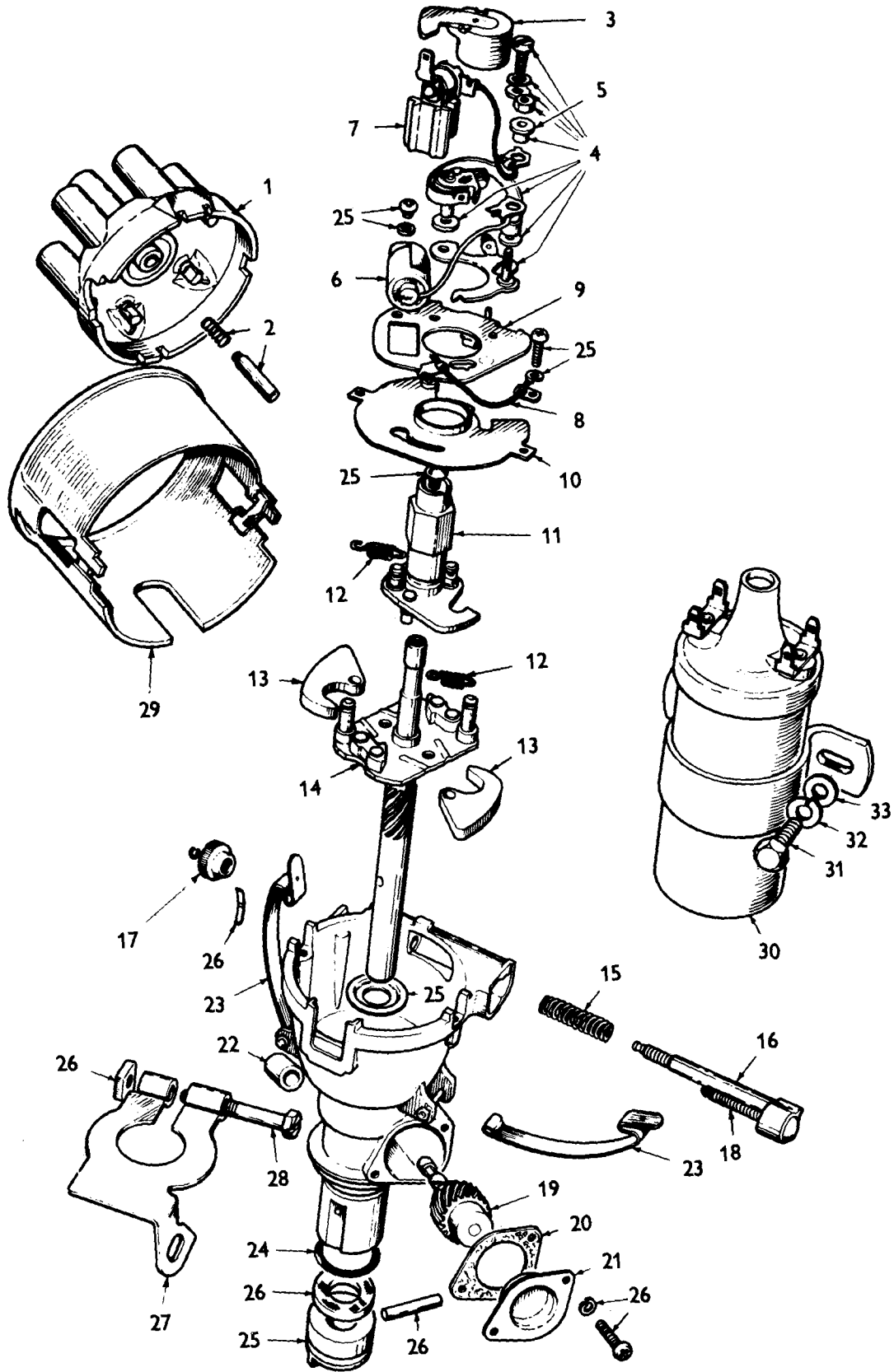
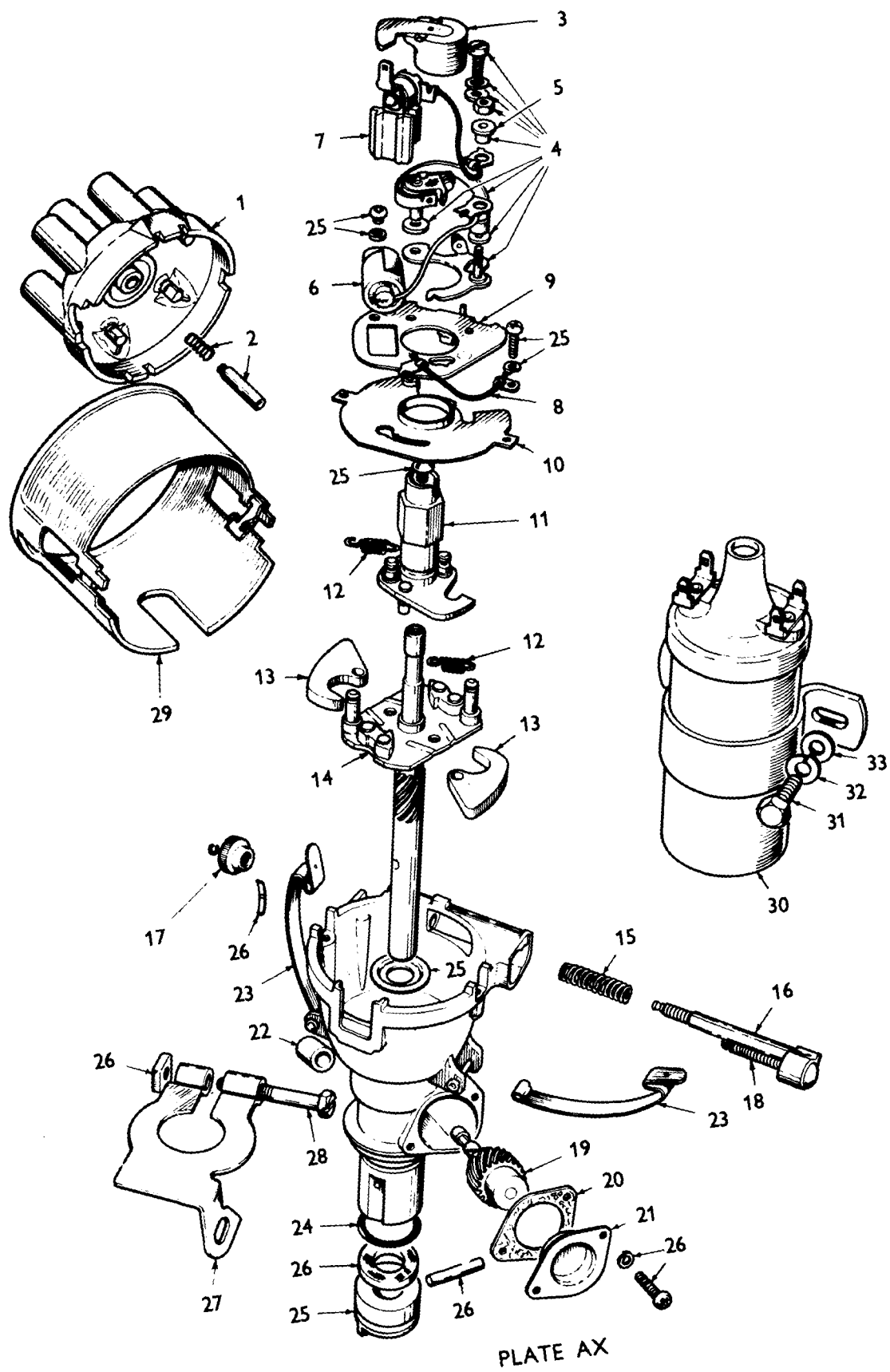


PLATE AX

ELECTRICAL EQUIPMENT

Plate No.	Part No.	Description	No. per Unit	Remarks
	308460	DISTRIBUTOR	1	Fitted up to
	217521	DISTRIBUTOR	1	Carburettor Model Only Fitted fromup to Eng NoCC75000 Carb Models Only
	218100	DISTRIBUTOR	1	Fitted from Engine No. CC75001 Car. Model Only
	214459	DISTRIBUTOR	1	Fitted up to Engine No. CR 1 P.I. Model Only
	219243	DISTRIBUTOR	1	Fitted from Eng. No.CR1 P.I. Models Only
AX1	515856	COVER	1	
AX2	501718	BUSH and spring, cap centre	1	
AX3	GRA102	ARM, rotor	1	
AX4	503681	CONTACT, set	1	Fitted up to Carb. No. CC50525 and CP50674
	GCS101	CONTACT, set quickfit	1	Fitted from Carb. No. CC50526 and CP50675
AX5	503687	BUSH Insulating contact breaker lever	1	
AX6	509319	CONDENSER	1	
AX7	511086	TERMINAL, bush and lead	1	
	RTC0175	TERMINAL, bush and lead	1	Fitted from Eng.No.CR1 P.I. Only
	503688	WASHER, insulating terminal	1	
AX8	503690	LEAD, earth	1	
AX9	503684	PLATE, contact breaker base	1	
	520152	PLATE, contact breaker base	1	Fitted from Eng. No. P.I. Only
	511010	PLATE, Contact breaker bearing	1	
AX11	517424	CAM	1	
	511852	CAM	1	Fitted from Eng. No.CR1 P.I. Only
AX12	517425	SPRING, automatic advance weight	1	P.I. Only
AX13	510638	WEIGHT automatic advance	2	
	517176	CAM	1	
	513681	SPRING, automatic advance weight	1	Carburettor only
	521025	SPRING, automatic advance weight	1	Carburettor only
	RTC0288	SPRING, set automatic advance	1	Fitted from Eng.No.CR1 P.I. Only
	517117	WEIGHT, automatic advance	1	
AX14	515862	PLATE, shaft and action	1	
AX15	511014	SPRING, ratchet micrometer	1	
AX16	517426	ADJUSTER, micrometer	1	P.I. models only
AX17	511013	NUT, knurled micrometer	1	

Note:- Items marked † are available on our Factory Exchange Unit Scheme



ELECTRICAL EQUIPMENT

Plate No.	Part No.	Description	No. per Unit	Remarks
DISTRIBUTOR - Continued				
AX18	503693	SPRING, return micrometer	1	
	515859	VACUUM UNIT advance	1	
	521026	VACUUM UNIT advance	1	Carb. only
	517178	VACUUM UNIT retard	1	Carb. only
	520940	TACHO GEAR KIT	1	Fitted from Eng.No.CR1 P.I. Only
AX19	515864	GEAR, tachometer drive	1	
AX20	515866	GASKET, tachometer gear cover	1	
AX21	N/S	COVER, tachometer gear		
AX22	515867	BUSH bearing tachometer shaft	1	
AX23	507083	CLIP retaining cover	2	
AX24	513682	'O' RING, oil seal	1	
AX25	513679	DOG, driving	1	
	518867	DOG, driving	1	Fitted from Eng.No.CR1 P.I. Only
AX26	501728	KIT, sundry parts	1	
AX27	508534	PLATE, clamping	1	P.I. model only
	59766	PLATE, clamping	1	Carburettor model only
AX28	58499	SCREW, clamping plate	1	
	519935	SCREW, clamping plate	1	
	RTC0289	SCREW, clamping	1	Fitted from Comm.No.CR1
AX29	149992	COVER, screen	1	France and Denmark P.I. model only
AX30	146112	IGNITION COIL	1	Fitted up to Comm.No.CF1
	158830	IGNITION COIL 6volt 15P6	1	Fitted from Comm.No.CF1 Alternative to 219100
	219100	IGNITION COIL 12volt AC Delco type	1	Fitted from Comm.No.CF1 Alternative to 158830
	105036	NUT, terminal	1	
AX31	HU0804	SCREW, set - Ignition coil attachment	2	
AX32	WL0208	WASHER, lock - Ignition coil attachment	2	
AX33	WP0008	WASHER, plain - Ignition coil attachment	2	
	154597	LEAD, earth - Bonnet hinge bolt to body	1	Denmark only

Note:- Items marked thus † are available on our Factory Exchange Unit Scheme

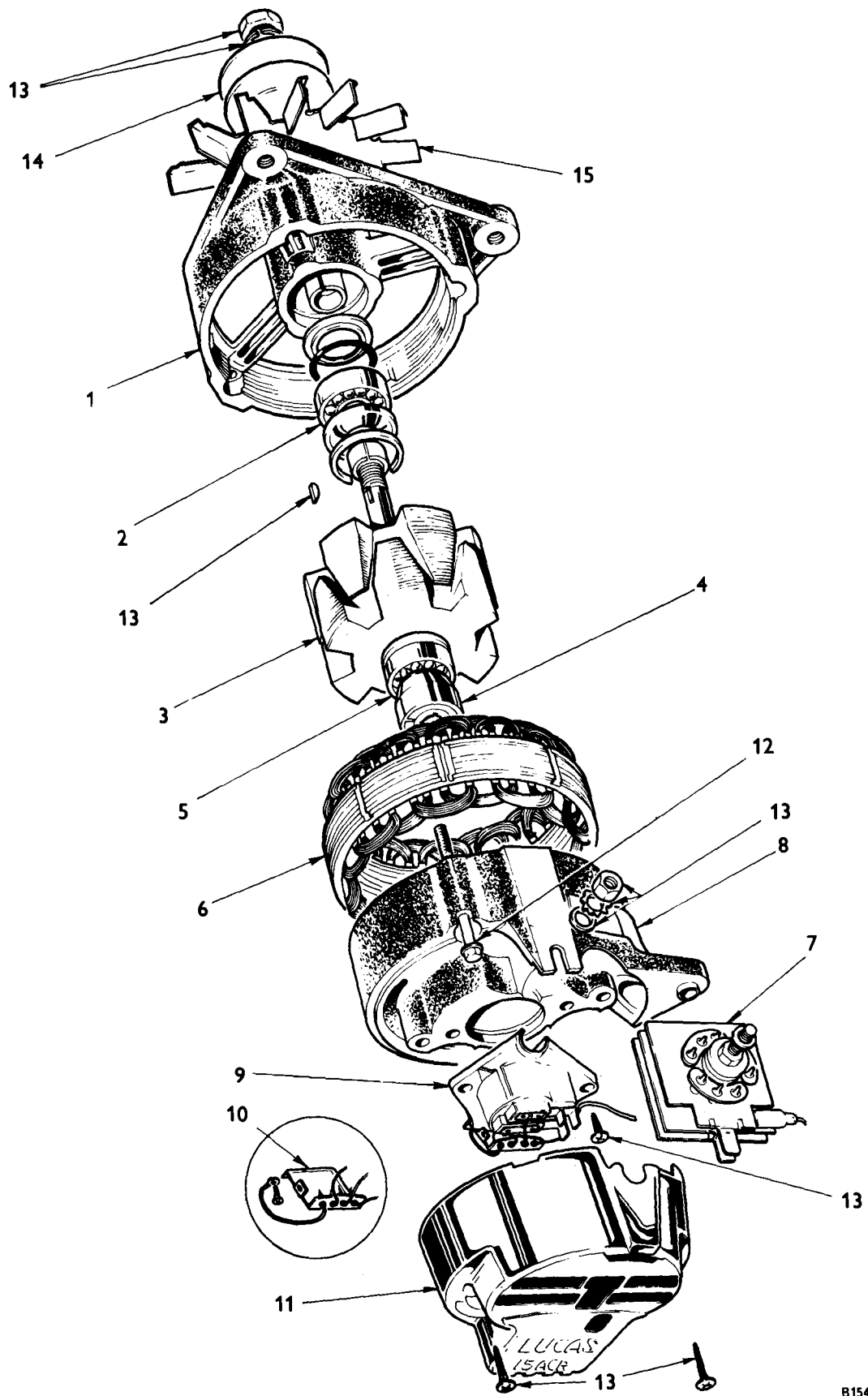


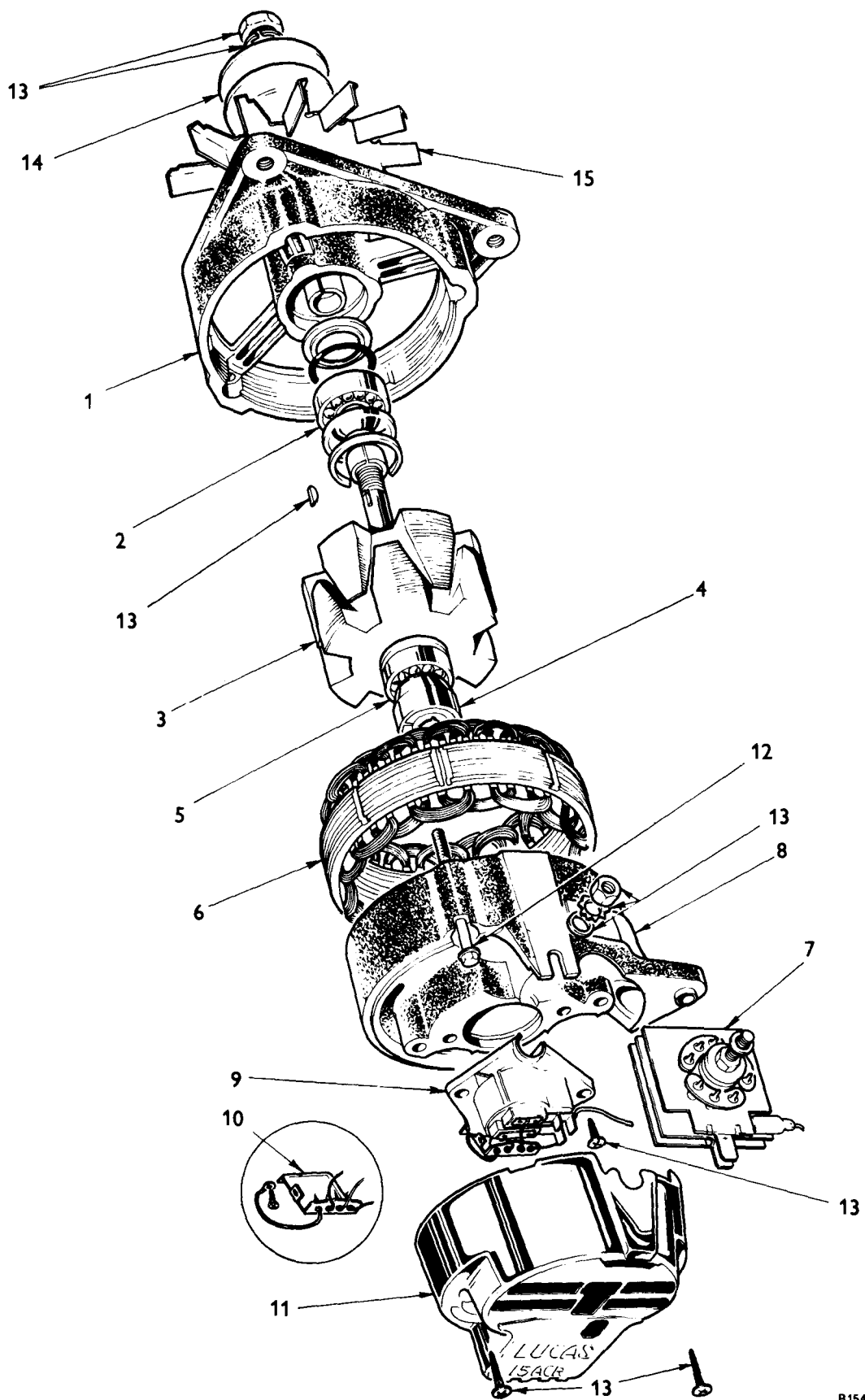
PLATE AY

B1549
TR6

ELECTRICAL EQUIPMENT

Plate No.	Part No.	Description	No. per unit	Remarks
	215346	ALTERNATOR 15 ACR (Negative Earth)	1	
AY1	517654	BRACKET, frame, driving end	1	} Lucas Type Alternative to A.C. Delco Type 217456
AY2	517655	SERVICE KIT, driving end bearing	1	
AY3	517652	ROTOR	1	
AY4	517653	SLIP RING	1	
AY5	517657	BEARING KIT, slip ring end	1	
AY6	517236	STATOR	1	
AY7	517649	RECTIFIER	1	
AY8	517656	BRACKET, slip ring end	1	
AY9	517650	BRUSH BOX assembly (complete with brushes)	1	
	517651	BRUSH SET	1	
AY10	517648	REGULATOR	1	
AY11	517647	COVER	1	
AY12	517189	BOLT, through frame	3	
AY13	517237	SUNDRY PARTS SET	1	
AY14	147530	PULLEY, alternator	1	
	154334	PULLEY, alternator	1	Alternative to 147530
AY15	147990	FAN, alternator	1	
	217456	ALTERNATOR 35 amp	1	} All markets except U.S.A. A.C. Delco Type Alternative to 215346
	520280	ROTOR ASSEMBLY	1	
	520281	FRAME, drive end	1	
	520283	PLATE, retainer	1	
	520282	SCREW, retainer plate	3	
	520284	COLLAR, generator shaft, inner	1	
	520285	COLLAR, generator shaft, outer	1	
	520286	SLINGER, grease	1	
	520287	BEARING, ball, drive end	1	
	520288	NUT, shaft, drive end	1	
	520289	WASHER, spring, drive end shaft nut	1	
	520290	BOLT, through frame	3	
	520291	STATOR ASSEMBLY	1	
	520292	TERMINAL	3	
	520293	FRAME, slip ring end	1	
	520294	BUSHING	1	
	520295	BEARING, roller, slip ring end	1	
	520296	SEAL ASSEMBLY	1	
	520297	RECTIFIER BRIDGE and insulator assy.	1	
	520298	SCREW, rectifier bridge mounting	2	
	520299	WASHER, spring	8	
	520300	WASHER, insulating	4	

Note:- Items marked thus † are available on our Factory Exchange Unit Scheme



ELECTRICAL EQUIPMENT

Plate No.	Part No.	Description	No. per unit	Remarks
		ALTERNATOR 35 amp - continued		
	520301	DIODE, trim assembly	1	} All Markets except USA. A.C.Delco type Alternative to 215346
	520302	NUT, diode trio to rectifier bridge	3	
	520303	BRUSH HOLDER and terminal assembly	1	
	520304	BRUSH ASSEMBLY	2	
	520305	SPRING, brush	2	
	520306	SCREW, brush holder mounting	2	
	520307	REGULATOR	1	
	520308	SCREW, regulator mounting	1	
	217464	PULLEY, alternator	1	
	519667	FAN, alternator	1	
	218042	ALTERNATOR AND PULLEY ASSEMBLY	1	} Fitted up to Eng.No.CF1UE A.C.Delco type U.S.A. type markets Alternative to 217988
	520333	GASKET, inner bearing plate	1	
	520334	DIODE trio assembly	1	
	156364	PULLEY, alternator	1	
	519667	FAN, alternator	1	
		Note:- All other details as 217456		
	217772	ALTERNATOR 15 ACR - NEGATIVE EARTH	1	} Fitted fromup to CF1 UE All Markets except USA Lucas type Alternative to 215346
	520077	RECTIFIER	1	
	520076	REGULATOR	1	
		For all other details refer to 215346		
	154334	PULLEY, alternator	1	}
	147990	FAN, alternator	1	
	219267	ALTERNATOR 16 ACR	1	} Fitted from Engine No. CR.1 UE
	UKC.1679	COVER	1	
	UKC.1657	RECTIFIER	1	
	UKC.1656	REGULATOR	1	
	UKC.1680	D.E. BRACKET	1	
	517655	D.E. BEARING KIT, comprising bearing plate, circlip, pressure ring, felt retainer, felt seal	1	
	517657	ROTOR ASSEMBLY	1	
	517653	SLIP RING	1	
	517657	S.R.E. BEARING KIT comprising:- Bearing, black moulded dust seal, white moulded dust seal, pressure ring	1	
	UKC.1658	S.R.E. BRACKET	1	

Note:- Items marked thus † are available on our Factory Exchange Unit Scheme

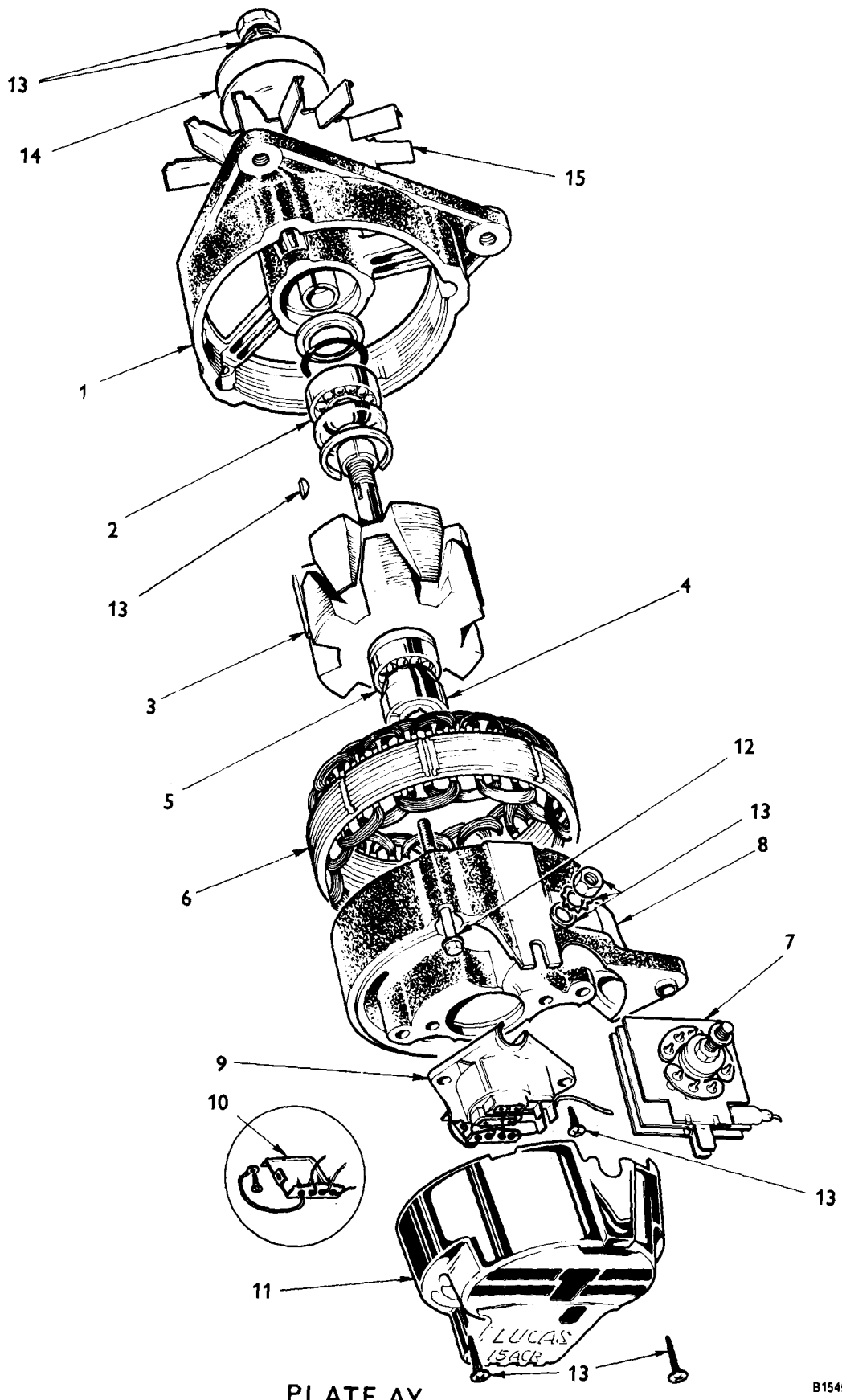


PLATE AY

B1549
TR6

ELECTRICAL EQUIPMENT

Plate No.	Part No.	Description	No. per Unit	Remarks	
	UKC.1659	STATOR	1	} Fitted from Engine No. CR.1 UE	
	517650	BRUSH BOX ASSEMBLY	1		
	517651	BRUSH SET	1		
	517189	BOLT, fixing	3		
	517237	SUNDRY PARTS KIT, comprising:- Shaft nut, rectifier nut, shaft washer, plain washer(2) Woodruff key, small self tapping screw(6), large self tapping screw(4), damping sleeve, star washer spacing	1		
	UKC.1332	SURGE PROTECTION DEVICE	1		
	UKC.1665	SUPPRESSION CAPACITOR	1		
		All other details as 217772			
	217988	ALTERNATOR 17 ACR	1		} U.S.A. type markets Lucas type From Engine No. CC65347 up to Engine No. CF.1
	517647	COVER	1		
	520076	REGULATOR	1		
	520077	RECTIFIER	1		
	517654	D.E. Bracket	1		
	518848	D.E. Bearing Kit (Comprising Bearing Plate, Circlip, Pressure Ring, Felt retainer, Felt seal)	1		
	518847	ROTOR ASSEMBLY	1		
	517653	SLIP RING	1		
	517657	S.R.B. Bearing kit (Comprising Bearing, Black Moulded Dust Seal, White Moulded Dust Seal, Pressure Ring)	1		
	517656	S.R.E. Bracket	1		
	518846	STATOR	1	} U.S.A. type markets Lucas type From Engine No. CC65347	
	517650	BRUSH BOX ASSEMBLY	1		
	517651	BRUSH SET	1		
	518849	BOLT, fixing	3		
	517237	SUNDRY PARTS KIT (comprising Shaft Nut, Rectifier Nut, Shaft Washer, Plain washers (2) Woodruff Key, Small self tapping screws (6) Large self tapping screws (4) Damping Sleeve, Star Washer, Spacing Collar)	1		

Note:- Items marked thus † are available on our Factory Exchange Unit Scheme

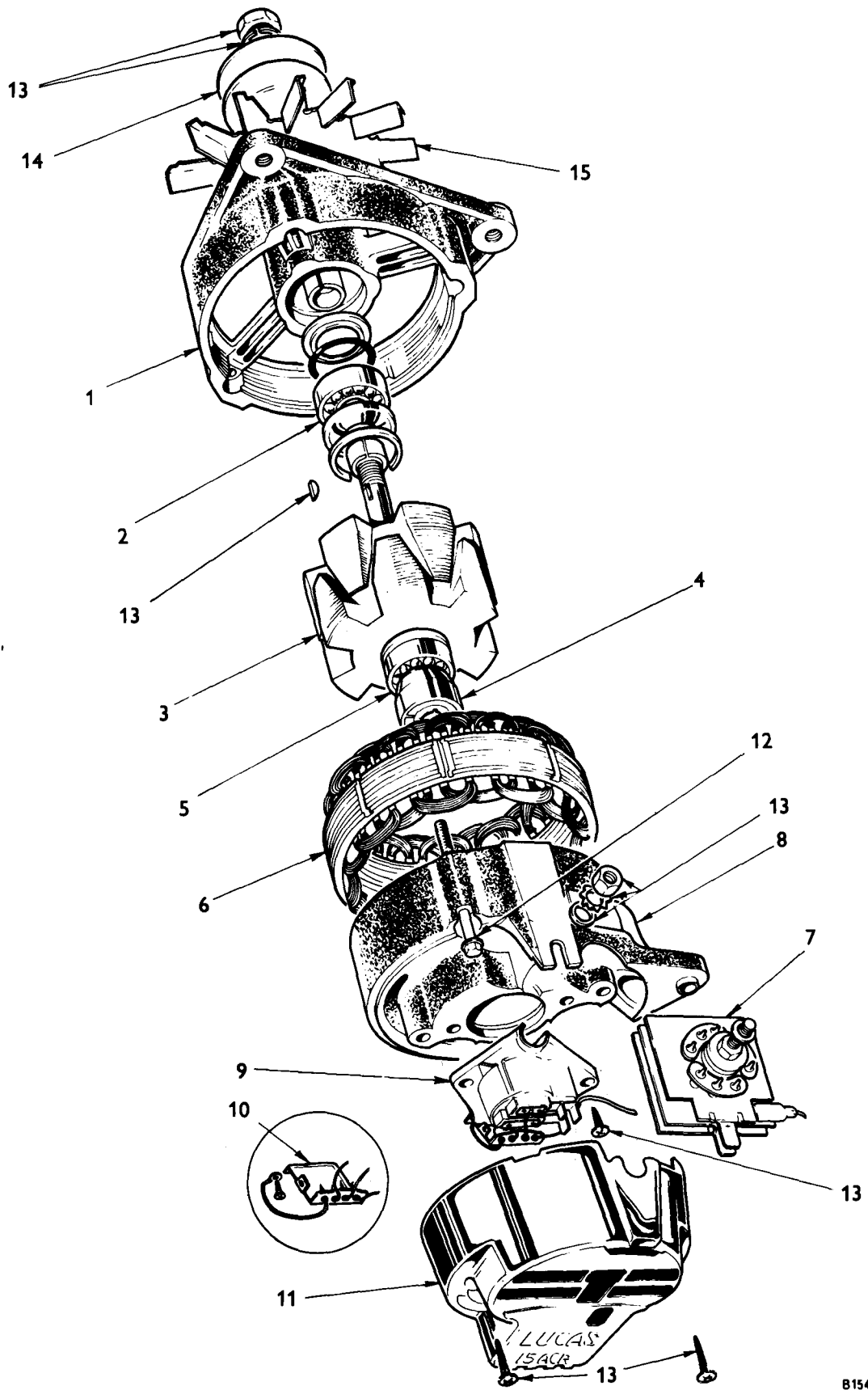


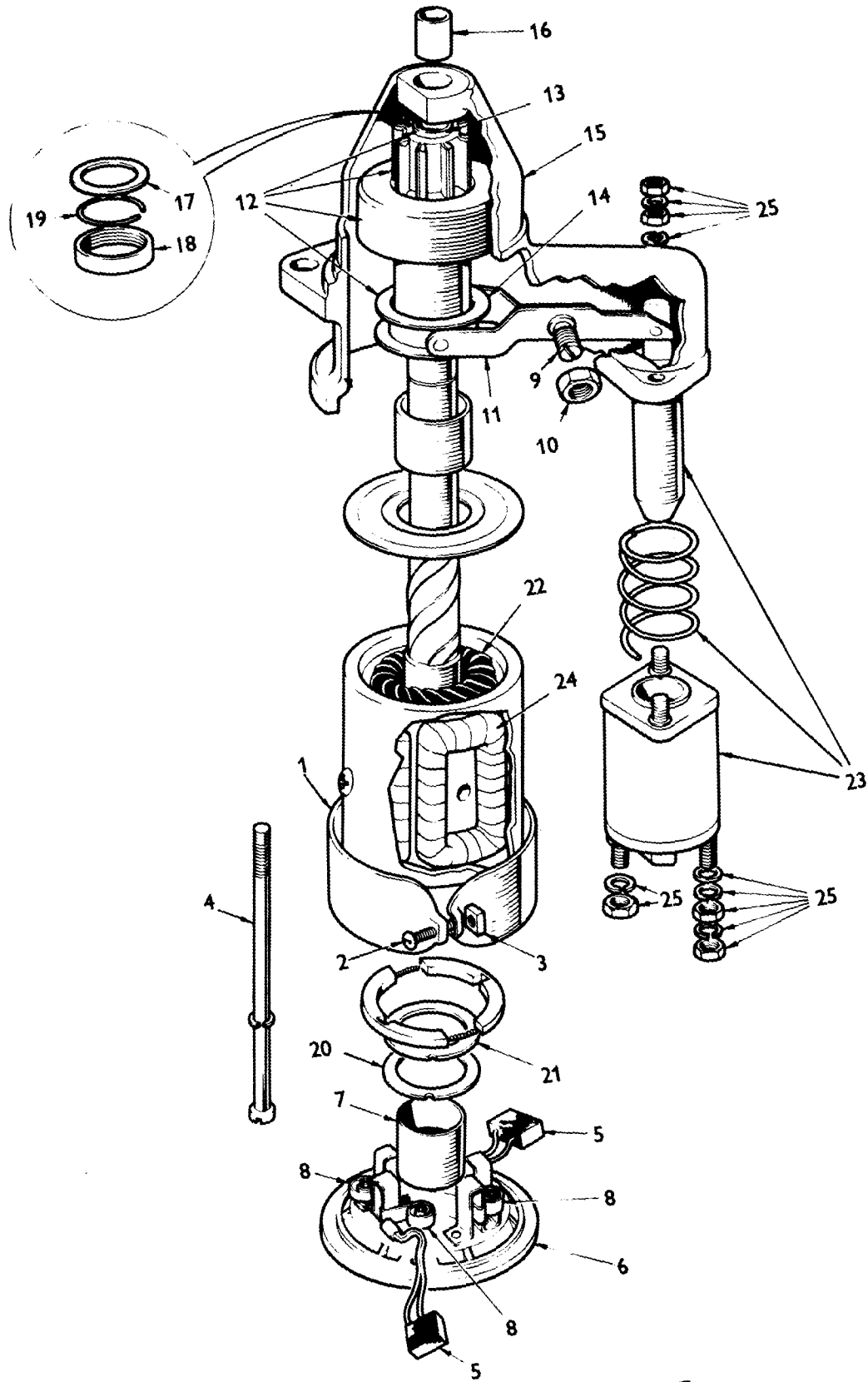
PLATE AY

B1549
TR6

ELECTRICAL EQUIPMENT

Plate No.	Part No.	Description	No. per Unit	Remarks
		ALTERNATOR 17 ACR - continued		
	155948	Pulley, Alternator	1	
	147990	Fan, alternator	1	
	718742	ALTERNATOR 18 ACR	1	
	156891	FAN	1	
	155948	PULLEY	1	
	608120	COVER	1	
	608119	REGULATOR	1	
	607688	RECTIFIER	1	U.S.A. only
	UKC.1664	ROTOR ASSEMBLY	1	Fitted from Engine No.
	UKC.1663	STATOR	1	No. CF.1 UE
		All other details as 219267		

Note:- Items marked thus † are available on our Factory Exchange Unit Scheme



ELECTRICAL EQUIPMENT

Plate No.	Part No.	Description	No. per unit	Remarks
	214914	STARTER MOTOR	1	
AZ1	517454	COVER, band, protecting commutator	1	
AZ2	517455	SCREW, fixing cover	1	
AZ3	517456	NUT, on screw	1	
AZ4	511596	BOLT, through fixing	2	
AZ5	57464	BRUSH SET	Set of 2	
AZ6	517457	BRACKET, commutator end	1	
AZ7	509818	BUSH, in commutator end bracket	1	
AZ8	517458	SPRING, set, brush tension	1 set	
AZ9	517459	BOLT, pivot	1	
AZ10	517460	NUT, pivot bolt	1	
AZ11	517461	LEVER, pinion engaging	1	
AZ12	517462	DRIVE, pinion, assembly	1	
AZ13	517465	BUSH	1	Fitted up to Comm.
	517463	RING, retaining bush	1	No. CC.63894 and
AZ14	517464	PLATE, operating lever	1	CP.53636
AZ15	517466	BRACKET, drive end	1	
AZ16	517467	BUSH, drive end bracket	1	
AZ17	517468	WASHER, thrust, drive end	1	
AZ18	517469	COLLAR, thrust	1	
AZ19	517470	RING, jump	1	
AZ20	517471	WASHER, thrust, commutator end	1	
AZ21	517472	WASHER, thrust, fabric, commutator end	1	
AZ22	517473	ARMATURE	1	
AZ23	517474	SOLENOID	1	
AZ24	517475	COIL, field, set	1	
AZ25	503721	SET, sundry parts	1	
	HB0915	BOLT - Starter motor attachments	2	
	HN2009	NUT - Starter motor attachments	2	
	WL0209	WASHER, lock - Starter motor attachments	2	
	WE0609	WASHER, shakeproof - Starter motor attachments	1	

Note:- Items marked thus † are available on our Factory Exchange Unit Scheme

ELECTRICAL EQUIPMENT

Plate No.	Part No.	Description	No. per unit	Remarks
	218053	STARTER MOTOR - PRE-ENGAGED	1	
	520453	BRUSH KIT (Comprising :- Brush and connector)(1 pair of brushes)	1	
	520454	COMM-END BRACKET KIT (Comprising:- Bracket Assembly and Brush and Connector Assembly)	1	
	520455	PIVOT PIN KIT (Comprising :- Pivot Pin and Retaining Ring)	1	
	520456	ENGAGING LEVER KIT (Comprising:- Lever and Plate Assembly, Pivot Pin and Ring)	1	
	519558	RETENTION LEVER KIT (Comprising:- Lock Ring, Thrust Pad, Bearing Collar and Spacing Spring)	1	Fitted from Comm. No. CC.63895 and CP.53637
	520457	DRIVE KIT (Roller Clutch)	1	
	520458	DRIVE END BRACKET KIT (Comprising:- Bracket, Dowel and Bush)	1	
	520459	SEALING KIT (Comprising:- End Cap, Bellows, Brass Cup and Fixing Bracket Grommet)	1	
	520460	ARMATURE KIT	1	
	520461	FIELD COIL KIT (Comprising:- Field Coil Assembly, Yoke Insul. and 4 pole screws)	1	
	520462	SOLENOID	1	
	520463	SOLENOID END CAP AND CONTACTS KIT (Comprising:- End Cap Assembly, Spindle and Contact Plate)	1	

Note:- Items marked thus † are available on our Factory Exchange Unit Scheme

ELECTRICAL EQUIPMENT

Plate No.	Part No.	Description	No. per unit	Remarks
		STARTER MOTOR - PRE-ENGAGED - continued.		
	520464	THROUGH BOLT KIT (Comprising :- 2 Through Bolts and 2 Spring Washers	1	Fitted from Comm. No. CC.63895 and CP.53637
	520465	BUSH KIT (Comprising D.E. Bush and C.E. Bush)	1	
	520466	SUNDRY PARTS KIT	1	
	HBO915	BOLT	2	} Starter Motor Attachments
	HN2009	NUT	2	
	WLO209	WASHER, lock	2	
	WEO609	WASHER, shakeproof	1	

Note:- Items marked thus † are available on our Factory Exchange Unit Scheme

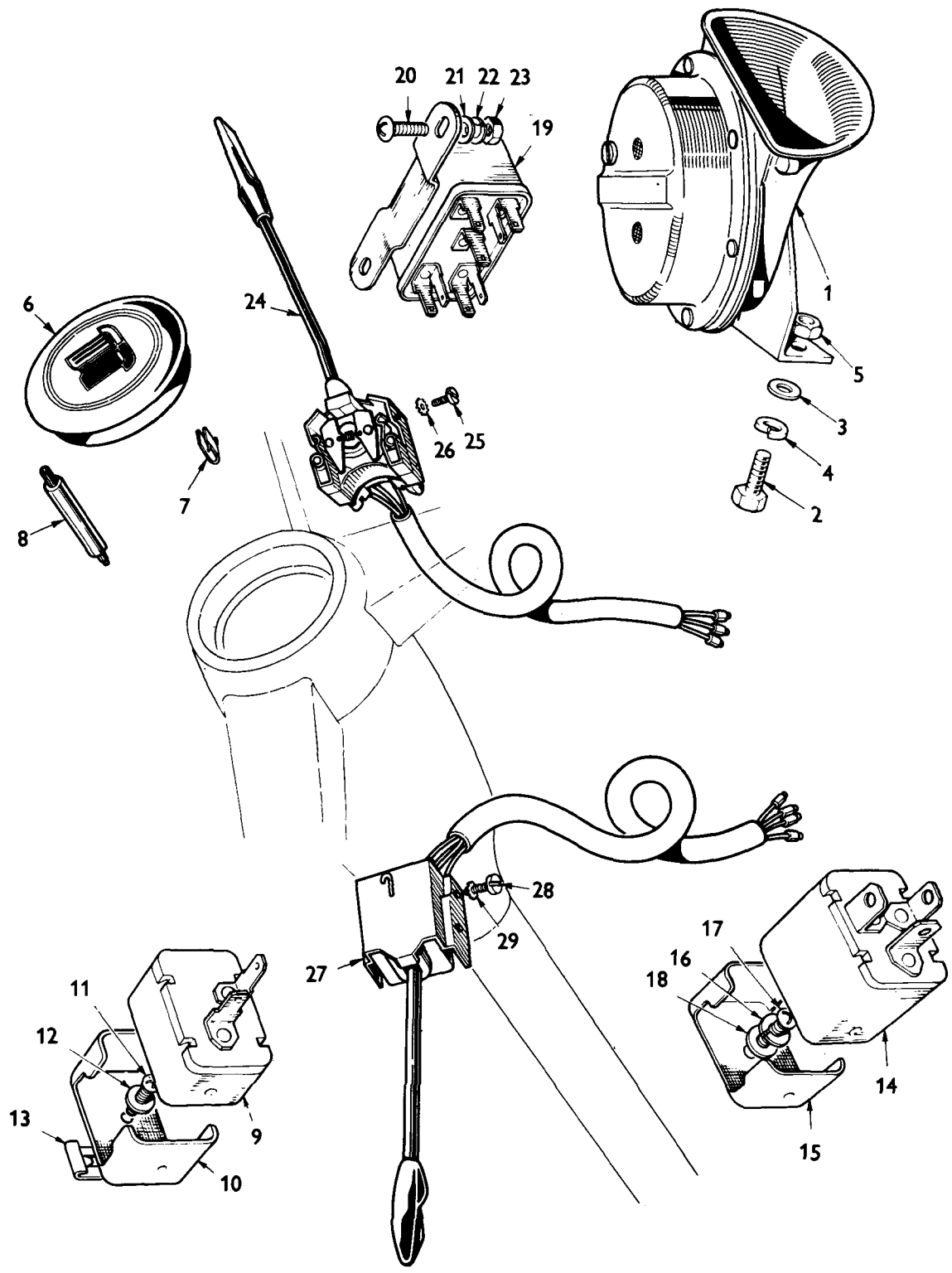


PLATE BA

B1626
TR6

ELECTRICAL EQUIPMENT

Plate No.	Part No.	Description	No. per unit	Remarks
BA1	152763	HORN, POST - Clear Hooters	1	On L.H. side of car
	158139	HORN, low note	1	Fitted up to
	126792	HORN, RELAY	1	Fitted from
	152764	HORN, SUPER POST - Clear Hooters	1	Fitted from Comm. No. CC50,001 and CP50,001
	158140	HORN, High Note	1	On R.H. side of car
	148622/1	HORN, POST - Clear Hooters	1	Fitted up to
	144351	HORN, HIGH NOTE - Clear Hooters	1	Fitted from
BA2	HU0704	SCREW, set - Securing horns to bumper support bracket	4	France only
BA3	WP0007	WASHER, plain - Securing horns to bumper support bracket	4	
BA4	WL0207	WASHER, lock - Securing horns to bumper support bracket	4	
BA5	HN2007	NUT - Securing horns to bumper support bracket	4	
	159761	HORN PUSH ASSEMBLY	1	Fitted from Comm. No. CF.1
BA6	150277	HORN PUSH ASSEMBLY	1	Fitted up to Comm. No. CF.1
BA7	613766	CLIP, securing horn push	2	
BA8	108657	BRUSH, horn push connection	1	
BA9	148645	FLASHER UNIT	1	
BA10	148621	CLIP, flasher unit - Securing Flasher unit	1	
BA11	YA0304	SCREW, self tapping - Securing Flasher unit	1	
BA12	WP0005	WASHER, plain - Securing flasher unit	1	Germany only
	158209	FLASHER UNIT	1	
	YA0305	SCREW, Self tapping	1	
	621402	SPACER	1	
BA13	FJ2463/4	CLIP, spire - Securing flasher unit	1	
BA14	148576	HAZARD FLASHER UNIT - L.H.S. ONLY	1	Fitted up to Comm. No. CC.75000
	154577	HAZARD FLASHER UNIT	1	Fitted from Comm.No. CC.75001. USA Markets
BA15	148621	CLIP, securing unit	1	
BA16	WL0205	WASHER, lock - Flasher unit to wheelarch closing panel - L.H.	1	

Note:- Items marked thus † are available on our Factory Exchange Unit Scheme

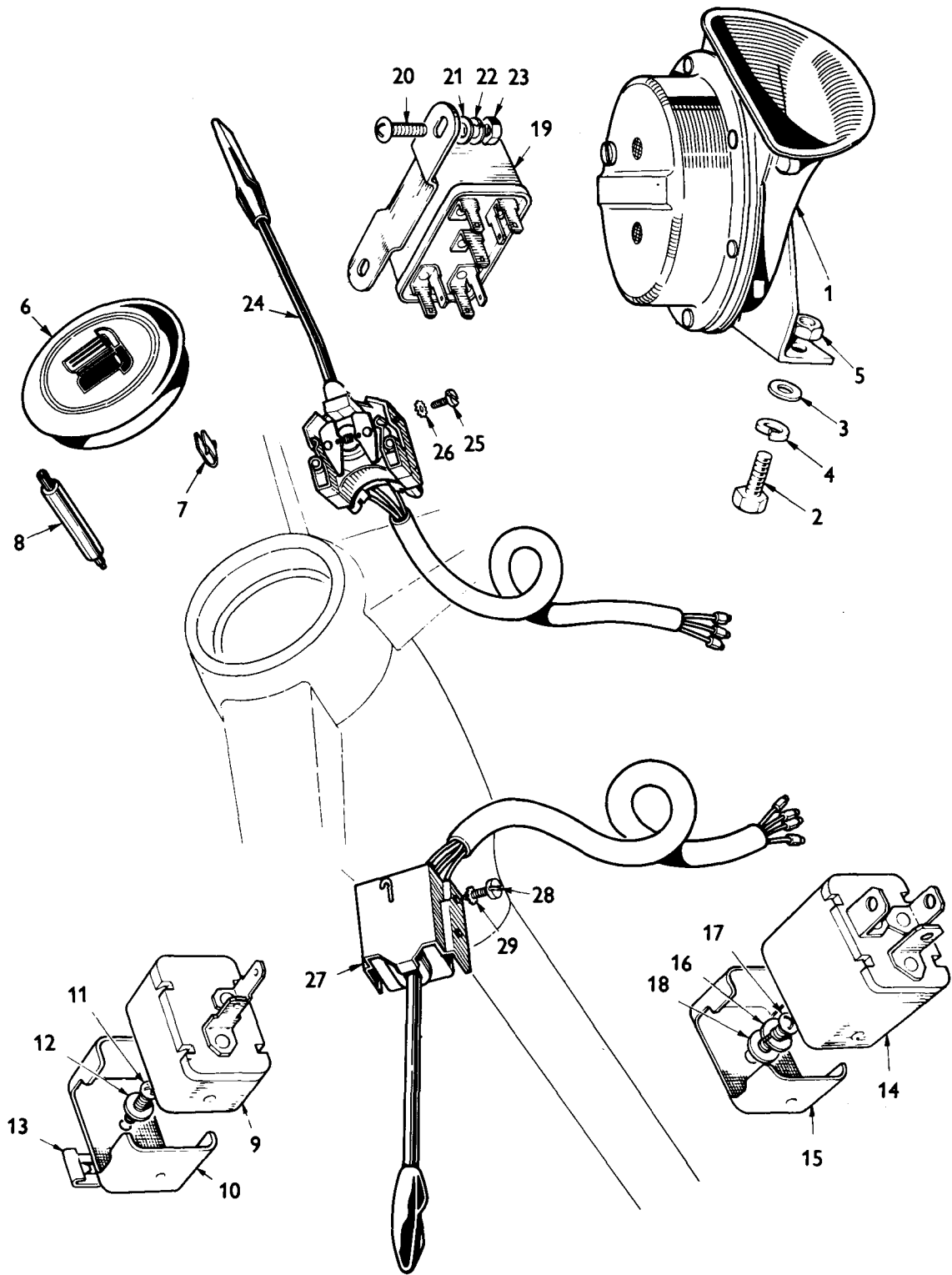


PLATE BA

B1626
TR6

ELECTRICAL EQUIPMENT

Plate No.	Part No.	Description	No. per unit	Remarks
		HAZARD FLASHER UNIT- continued		
BA17	PX0505	SCREW, set - Flasher unit to wheelarch closing panel - L.H.	1	
BA18	WP0005	WASHER, plain - Flasher unit to wheelarch closing panel - L.H.	1	
BA19	148643	HAZARD SYSTEM RELAY - L.H.S. ONLY	1	
BA20	PX0505	SCREW, set - Hazard relay to mounting bracket	2	
BA21	WP0005	WASHER, plain - Hazard relay to mounting bracket on front wheelarch - L.H.	2	
BA22	WL0205	WASHER, lock - Hazard relay to mounting bracket on front wheelarch - L.H.	2	
BA23	HN2005	NUT - Hazard relay to mounting bracket on front wheelarch - L.H.	2	
	158966	FLASHER SWITCH - L.H.S	1	
BA24	147277	FLASHER SWITCH R.H.S	1	
BA25	TP0402	SCREW, set - Securing switch	2	
BA26	WEO604	WASHER, shakeproof - Securing switch	2	
	142579	OFF/SIDE/HEAD AND HEADLAMP FLASHER - R.H.S.	1	
	152616	OFF/SIDE/HEAD AND HEADLAMP FLASHER RHS	1	Fitted from Comm No. CF1
BA27	141858	OFF/SIDE/HEAD AND HEADLAMP FLASHER - L.H.S.	1	All markets except U.S.A..
	141858	OFF/SIDE/HEAD & HEADLAMP FLASHER - RHS	1	Fitted up to USA only
	148648	OFF/SIDE/HEAD & HEADLAMP FLASHER - RHS	1	Fitted from Comm No CF1
	159358	OFF/SIDE/HEAD & HEADLAMP FLASHER - RHS	1	Fitted from USA only up to Comm. No. CF.1
BA28	TP0402	SCREW-securing switch to column shroud	2	
BA29	WEO604	WASHER, shakeproof - Securing switch to column shroud	2	

Note:- Items marked thus † are available on our Factory Exchange Unit Scheme

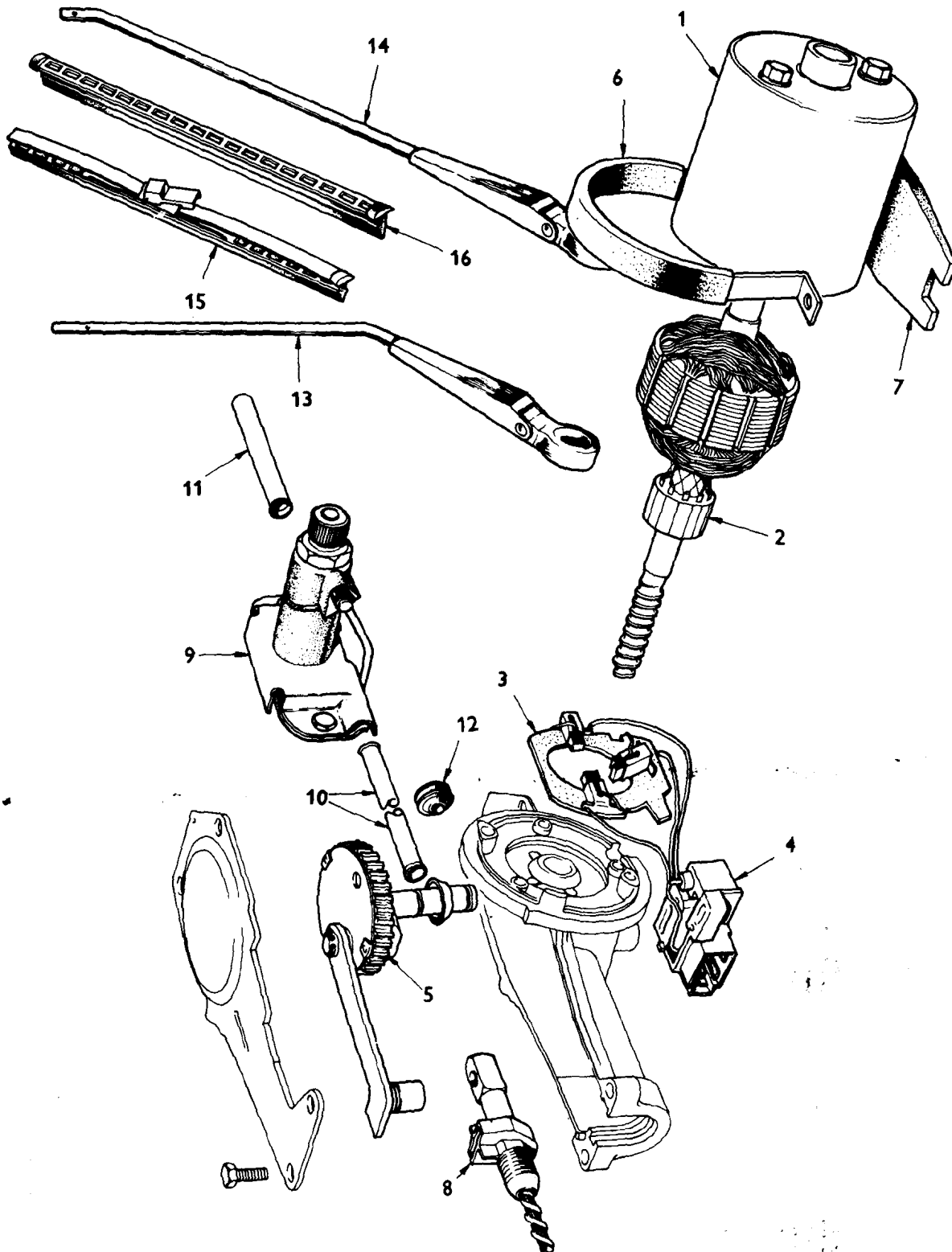


PLATE BB

B 1614
TR 6 PI

ELECTRICAL EQUIPMENT

Plate No.	Part No.	Description	No. per unit	Remarks
WINDSCREEN WIPER DETAILS				
	517621	WINDSCREEN WIPER MOTOR (Two Speed)	1	
BB1	N/S	COVER, end		
BB2	517643	ARMATURE	1	
BB3	517644	BRUSH assembly	1	
BB4	517645	SWITCH, parking	1	
	517646	GEAR assembly - L.H.S.	1	
BB5	517622	GEAR assembly - R.H.S.	1	
BB6	150846	STRAP AND SLEEVE assembly - Wiper motor mounting	1	
BB7	150844	PAD, fixing, rubber - Wiper motor mounting	1	
	HU0704	SCREW, set - Wiper motor mounting	2	
	WL0207	WASHER, lock - Wiper motor mounting	2	
	WP0007	WASHER, plain - Wiper motor mounting	2	
BB8	503604	CROSSHEAD AND RACK	1	
	151889	WHEEL BOX assembly - R.H.	1	
BB9	151890	WHEEL BOX assembly - L.H.	1	
	625614	TUBING assembly - Motor to wheelbox	1	
BB10	625613	TUBING, wheel box to wheel box	1	
BB11	108860	TUBING, short, second wheel box	1	
BB12	131155	GROMMET, on tubing	1	
BB13	151886	ARM, wiper, R.H. steering - Dull finish - R.H.	1	} Fitted up to Comm No. CF1
BB14	151888	ARM, wiper, R.H. steering - Dull finish - L.H.	1	
BB15	151883	BLADE, wiper - Dull finish	2	
BB16		BLADE, rubber	2	
	151885	ARM, wiper, L.H. steering - Dull finish - R.H.	1	} Fitted from Comm. No. CF1
	151887	ARM, wiper, L.H. steering - Dull finish - L.H.	1	
	159687	ARM, wiper, R.H. steering - R.H.	1	
	159686	ARM, wiper, R.H. steering - L.H.	1	
	159685	ARM, wiper, L.H. steering - R.H.	1	
	159684	ARM, wiper, L.H. steering - L.H.	1	
	159688	BLADE, wiper	2	

Note:- Items marked thus † are available on our Factory Exchange Unit Scheme

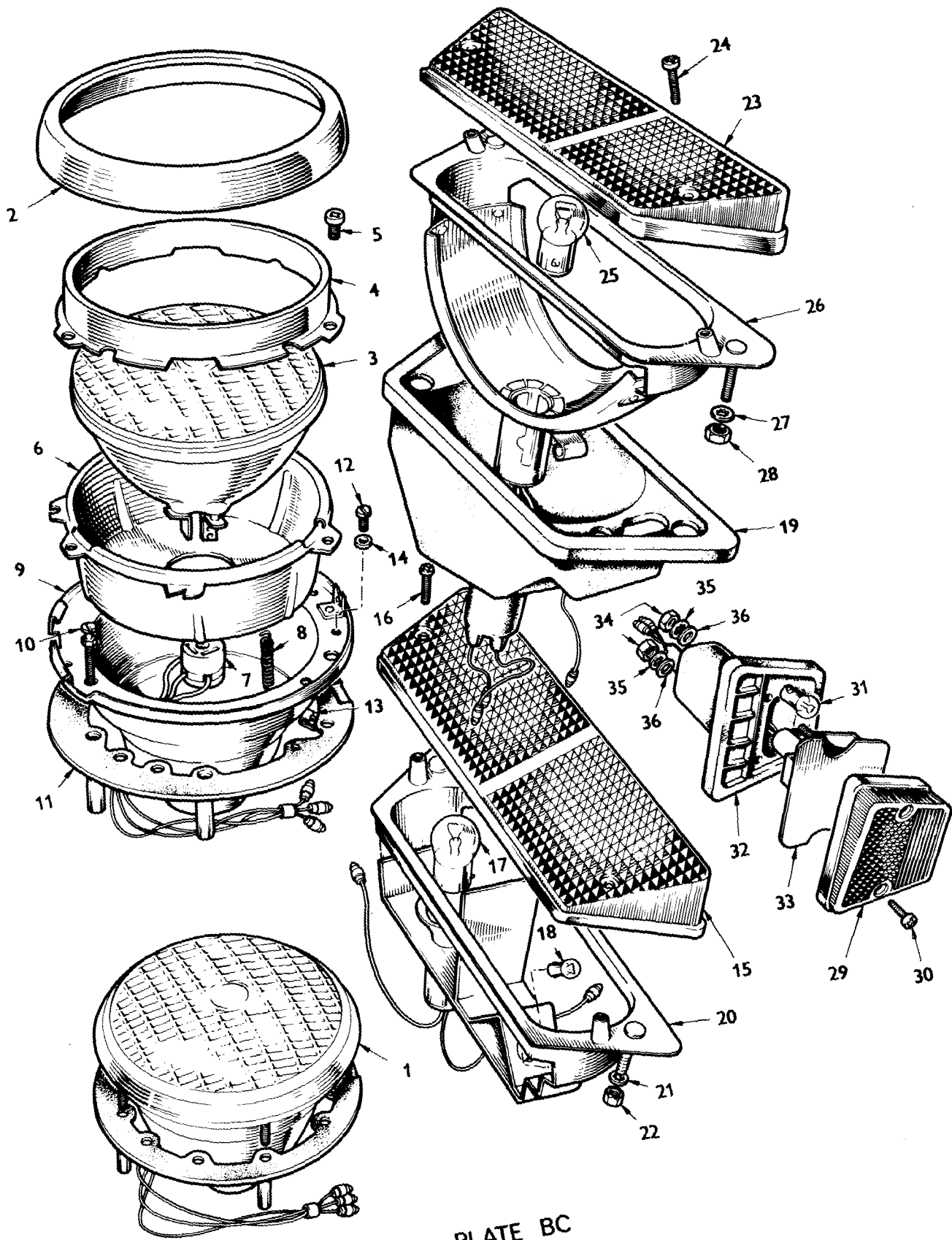


PLATE BC

B 1633
TR 6

ELECTRICAL EQUIPMENT

Plate No.	Part No.	Description	No. per unit	Remarks
BC1	512223	HEADLAMP ASSEMBLY	2	
BC2	119072	RIM, snap on	2	
BC3	514578	LIGHT UNIT	2	
BC4	512987	PLATE, retaining light unit	2	
BC5	507086	SCREW, securing unit and retaining plate	6	
BC6	513265	RIM, unit seating	2	
BC7	501478	CONNECTOR and cable assembly	2	
	504806	TUBE, P.V.C.	1	Home and Export
	605953	SLEEVE, terminal	6	L.H. Rule of Road
BC8	513266	SPRING, fixing unit seating rim	2	- R.H.S. only
BC9	N/S	BODY		
BC10	513267	SCREW, trimmer	4	
BC11	512222	GASKET, body	2	
BC12	YF7406	SCREW, set - Headlamp attachment	6	
BC13	FC2804	NUT, fix - Headlamp attachment	6	
BC14	WP0004	WASHER, plain - Headlamp attachment	6	
	512224	HEADLAMP ASSEMBLY	2	Fitted up to
BC1	517841	HEADLAMP ASSEMBLY	2	Fitted from
BC2	119072	RIM, snap on	2	
BC3	215735	LIGHT UNIT	2	Fitted from
	512241	LIGHT UNIT - ASSYMETRIC	2	
	510218	BULB	2	Fitted up to
	510893	SPRING - retaining bulb	2	
BC4	512987	PLATE, retaining light unit	2	
BC5	507086	SCREW, securing unit and retaining plate	6	
BC6	513265	RIM, unit seating	2	
BC7	501478	CONNECTOR and cable assembly	2	Export except U.S.A.
	504806	TUBE, P.V.C.	1	and French markets
	605953	SLEEVE, terminal	6	R.H. Rule of Road
BC8	513266	SPRING, fixing unit seating rim	2	- L.H.S. only
BC9	N/S	BODY		
BC10	513267	SCREW, trimmer	4	
BC11	512222	GASKET, body	2	
BC12	YF7406	SCREW, set - Headlamp attachment	6	
BC13	FC2804	NUT, fix - Headlamp attachment	6	
BC14	WP0004	WASHER, plain - Headlamp attachment	6	
	158858	FUSE, Dip Beam	1	Italian Markets
	158734	FUSE, Main Beam	1	only

Note:-Items marked thus † are available on our Factory Exchange Unit Scheme

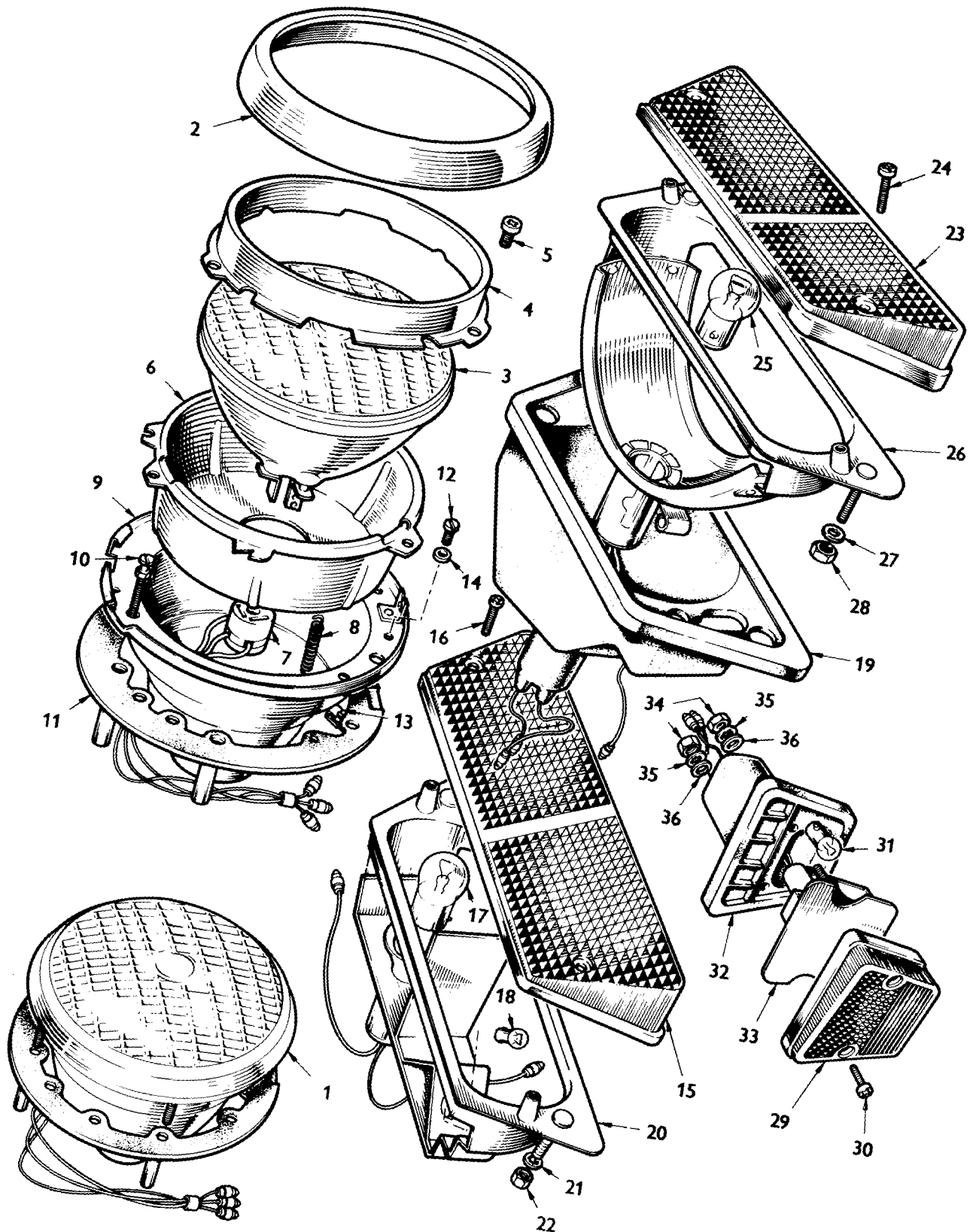


PLATE BC

B 1633
TR 6

ELECTRICAL EQUIPMENT

Plate No.	Part No.	Description	No. per unit	Remarks
BC1	512244	HEADLAMP ASSEMBLY	2	
BC2	119072	RIM, snap on	2	
BC3	512241	LIGHT UNIT	2	
	510219	BULB	2	
	510893	SPRING, retaining bulb	2	
BC4	512987	PLATE, retaining light unit	2	
BC5	507086	SCREW, securing unit seating rim	6	
BC6	513265	RIM, unit seating	2	France, Vietnam and
BC7	501478	CONNECTOR and cable assembly	2	French countries
	504806	TUBE, P.V.C.	1	R.H. Rule of Road
	605953	SLEEVE, terminal	6	- L.H.S. only
BC8	513266	SPRING, fixing unit seating rim	2	
BC9	N/S	BODY		
BC10	513267	SCREW, trimmer	4	
BC11	512222	GASKET, body	2	
BC12	YF7406	SCREW, set - Headlamp attachment	6	
BC13	FC2804	NUT, fix - Headlamp attachment	6	
BC14	WP0004	WASHER, plain - Headlamp attachment	6	
	152077	HEADLAMP CONVERTOR MASK	1 pr.	Special order only
BC1	514579	HEADLAMP ASSEMBLY	2	U.S.A. only
BC2	119072	RIM, snap on	2	
BC3	514578	LIGHT UNIT	2	
BC4	512987	PLATE, retaining light unit	2	
BC5	507086	SCREW, securing unit and retaining plate	6	
BC6	513265	RIM, unit seating	2	
BC7	501478	CONNECTOR and cable assembly	2	
	504806	TUBE, P.V.C.	1	
	605953	SLEEVE, terminal	6	
BC8	513266	SPRING, fixing unit seating rim	2	
BC9	N/S	BODY		
BC10	513267	SCREW, trimmer	4	
BC11	512222	GASKET, body	2	
BC12	YF7406	SCREW, set - Headlamp attachment	6	
BC13	FC2804	NUT, fix - Headlamp attachment	6	
BC14	WP0004	WASHER, plain - Headlamp attachment	6	

Note:- Items marked thus † are available on our Factory Exchange Unit Scheme

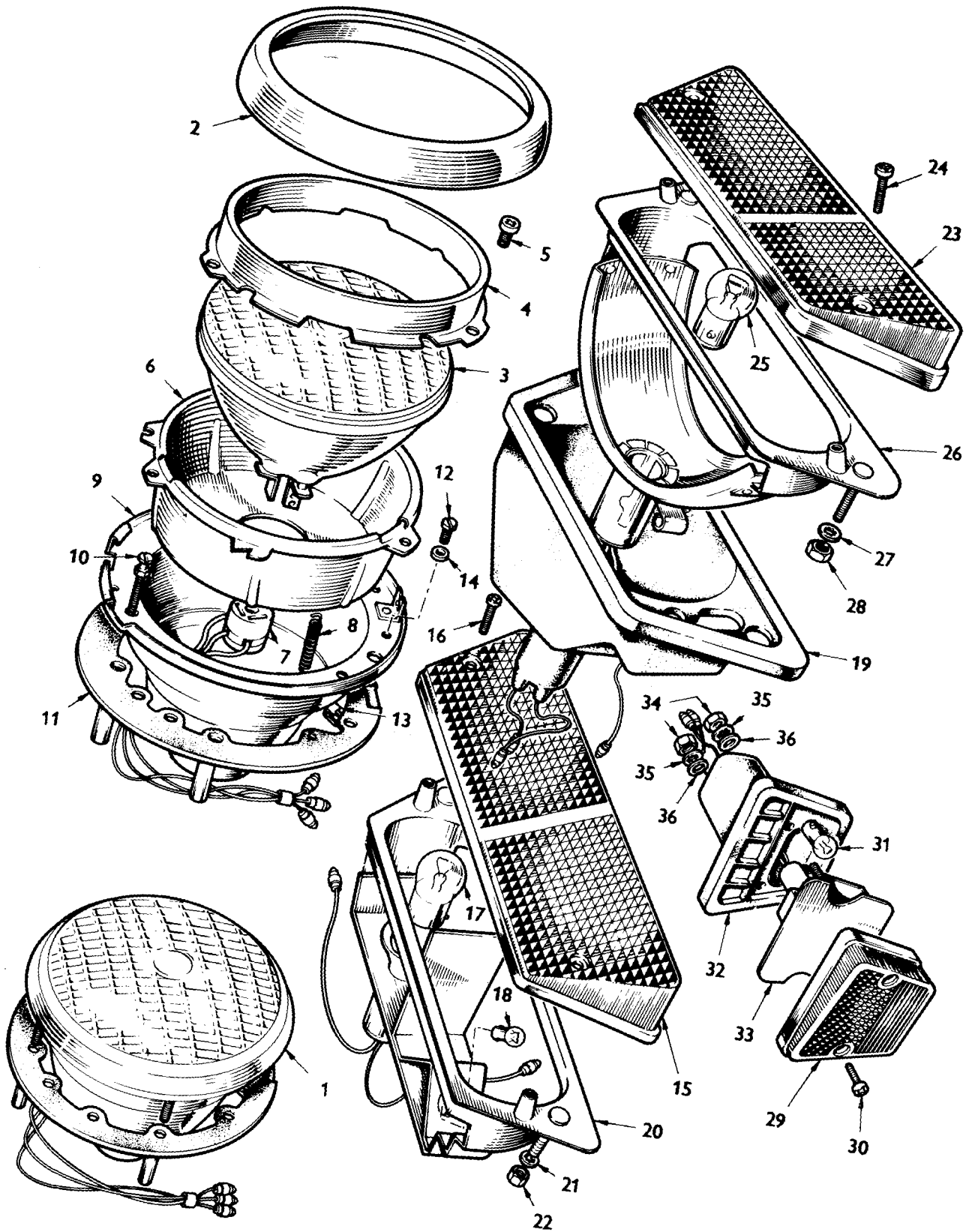


PLATE BC

B 1633
TR 6

ELECTRICAL EQUIPMENT

Plate No.	Part No.	Description	No. per unit	Remarks
	215245	FRONT SIDE AND FLASHER LAMP - Amber Flasher White Side - R.H.	1	} Home and Export markets Also required for U.S.A. type vehicles for U.K. delivery
	215246	FRONT SIDE AND FLASHER LAMP - Amber Flasher White Side - L.H.	1	
BC15	517818	LENS assembly - R.H.	1	
	517821	LENS assembly - L.H.	1	
BC16	517819	SCREW, securing lens	4	
	510907	INTERIOR, bulbholder, flasher	2	
BC17	502379	BULB, flasher	2	
	N/S	INTERIOR, bulbholder, side		
BC18	59467	BULB, side	2	
	605953	SLEEVE, terminal	2	
BC19	517820	GASKET, lamp seating - R.H.	1	
	517822	GASKET, lamp seating - L.H.	1	
BC20	N/S	BASE - R.H.		
	N/S	BASE - L.H.		
BC21	WN0705	WASHER, shakeproof - Securing front side flasher lamps	4	
BC22	HN2005	WASHER, shakeproof - Securing front side flasher lamps	4	
	215362	FRONT SIDE AND FLASHER LAMP - Amber Flasher Amber Side - R.H.	1	} Fitted up to Comm No CF1 U.S.A. markets
	215363	FRONT SIDE AND FLASHER LAMP - Amber Flasher Amber Side - L.H.	1	
BC23	517823	LENS assembly - R.H.	1	
	517824	LENS assembly - L.H.	1	
BC24	517819	SCREW, securing lens	4	
	508545	INTERIOR, bulbholder	2	
BC25	GLB380	BULB	2	
	605953	SLEEVE, terminal	2	
BC19	517820	GASKET, lamp seating - R.H.	1	
	517822	GASKET, lamp seating - L.H.	1	
BC26	N/S	BASE - R.H.		
	N/S	BASE - L.H.		
BC27	WN0705	WASHER, shakeproof - Securing front, side flasher lamps	4	
BC28	HN2005	NUT - Securing front, side flasher lamps	4	

Note:-Items marked thus † are available on our Factory Exchange Unit Scheme

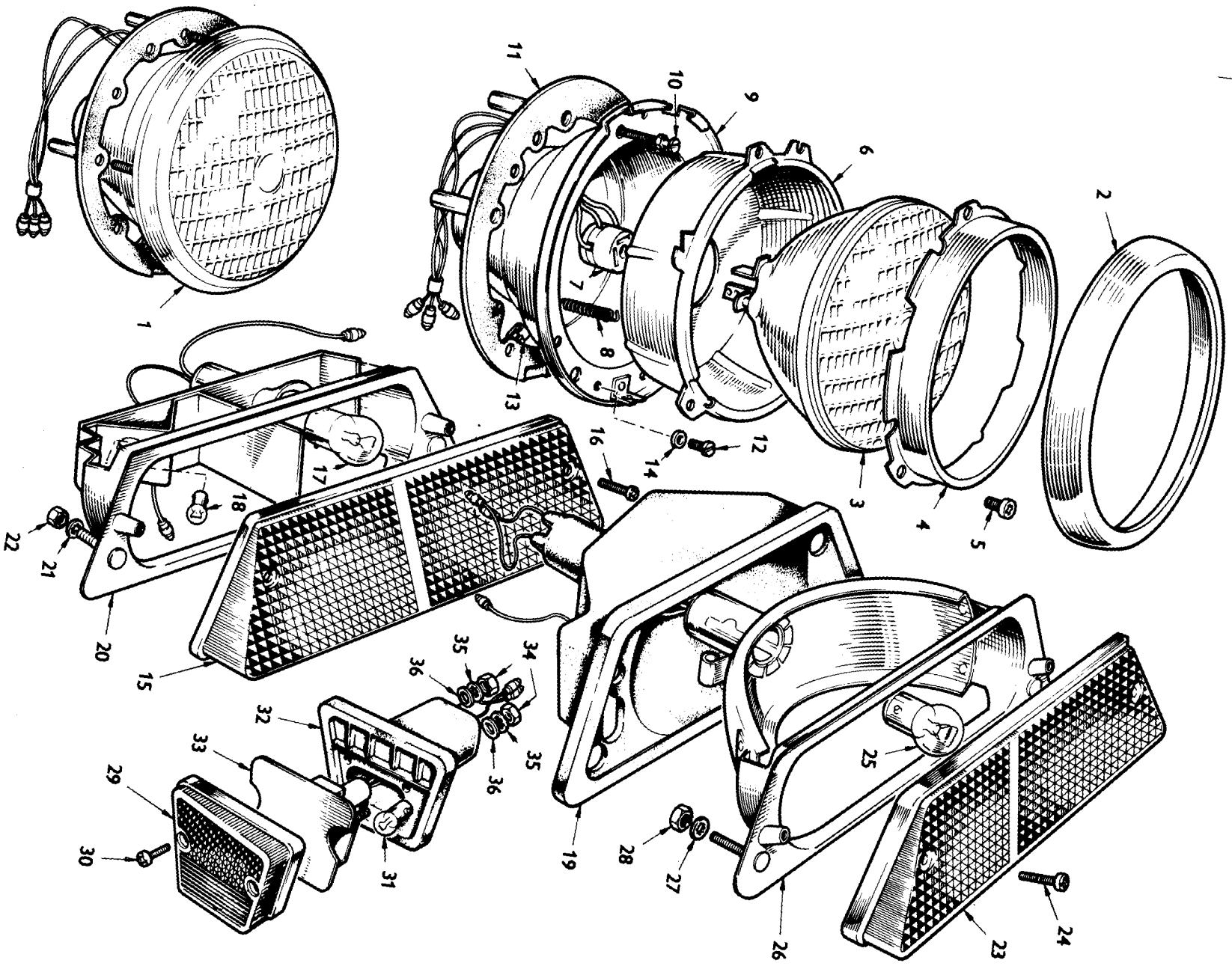


PLATE BC

B1633
TR6

ELECTRICAL EQUIPMENT

Plate No.	Part No.	Description	No. per unit	Remarks
	219121	FRONT SIDE AND FLASHER LAMP - Amber flasher, Amber side R.H.	1	Fitted from Comm No. CF1
	219122	FRONT SIDE AND FLASHER LAMP Amber flasher, Amber side L.H.	1	
BC23	RTC.0290	LENS assembly R.H.	1	
	RTC.0291	LENS assembly L.H. All other details as 215362 and 215363	1	
	215247	FRONT SIDE AND FLASHER LAMP - White Flasher White Side - R.H.	1	Fitted up to Comm No. CF1
	215248	FRONT SIDE AND FLASHER LAMP - White Flasher White Side - L.H.	1	Fitted from Comm No. CF1
BC23	518154	LENS assembly - R.H.	1	
	518153	LENS assembly - L.H.	1	
BC24	517819	SCREW, securing lens	4	
	508545	INTERIOR, bulbholder	2	
BC25	502287	BULB	2	
	605953	SLEEVE, terminal	2	
BC19	517820	GASKET, lamp seating - R.H.	1	
	517822	GASKET, lamp seating - L.H.	1	
BC26	N/S	BASE - R.H.		
	N/S	BASE - L.H.		
BC27	† W10705	WASHER, shakeproof - Securing front side flasher lamps	8	
BC28	HN2005	NUT - Securing front side flasher lamps	8	
	218668	FRONT SIDE AND FLASHER LAMP - White Flasher, White side - R.H.	1	Fitted from Comm No. CF.1.
	218669	FRONT SIDE AND FLASHER LAMP - White Flasher, White side - L.H.	1	
BC23	RTC.0287	LENS ASSEMBLY R.H.	1	Fitted from Comm No. CF.1.
	RTC.0285	LENS ASSEMBLY - L.H.	1	
	518812	INTERIOR bulbholder	2	
	502379	BULB flasher	2	
	59467	BULB, side	2	
BC19	RTC.0286	GASKET, seating lamp All other details as 215247 and 215248	2	

Note:- Items marked thus † are available on our Factory Exchange Unit Scheme

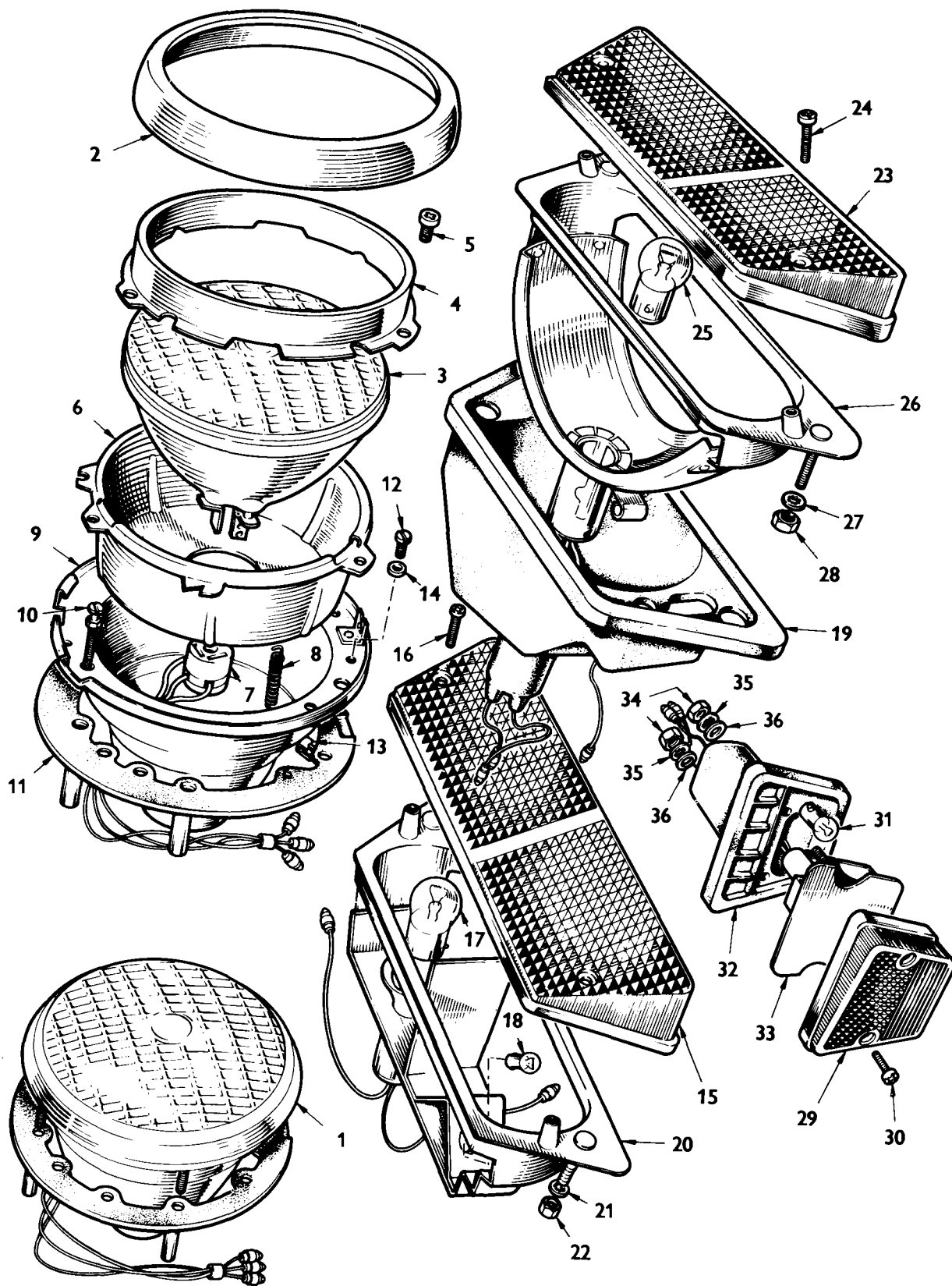


PLATE BC

ELECTRICAL EQUIPMENT

Plate No.	Part No.	Description	No. per Unit	Remarks
	150789	FRONT SIDE MARKER LAMP ASSEMBLY - AMBER - R.H.	1	} American markets only
	150788	FRONT SIDE MARKER LAMP ASSEMBLY - AMBER - L.H.	1	
BC29	518033	LENS assembly - R.H.	1	
	518035	LENS assembly - L.H.	1	
BC30	515059	SCREW, securing lens	4	
	506619	INTERIOR, bulbholder	2	
BC31	501436	BULB	2	
	605953	SLEEVE, terminal	2	
BC32	518034	GASKET, lamp seating	2	
BC33	N/S	BASE		
BC34	HN2005	NUT - Securing front side marker lamps	4	
BC35	WL0205	WASHER, lock - Securing front side marker lamps	4	
BC36	WM0055	WASHER, plain - Securing front side marker lamps	4	
	152768	FRONT FLASHER REPEATER LAMP ASSEMBLY - AMBER - R.H.	1	
	152769	FRONT FLASHER REPEATER LAMP ASSEMBLY - AMBER - L.H.	1	
BC29	518221	LENS assembly - R.H.	1	
	518219	LENS assembly - L.H.	1	
BC30	515059	SCREW, securing lens	4	
	506619	INTERIOR, bulbholder	2	
BC31	59467	BULB	2	
	605953	SLEEVE, terminal	2	
BC32	518034	GASKET, lamp seating	2	
BC33	N/S	BASE		
BC34	HN2005	NUT - Securing front flasher repeater lamps	4	
BC35	WL0205	WASHER, lock - Securing front flasher repeater lamps	4	
BC36	WM0055	WASHER, plain - Securing front flasher repeater lamps	4	
	158917	LIGHT WARNING SIDE LAMP	1	} Italy - Fitted from
	159646	CONVERSION LEAD Side lamp warning and reverse lamp feed via side lamps	1	

Note:- Items marked thus † are available on our Factory Exchange Unit Scheme

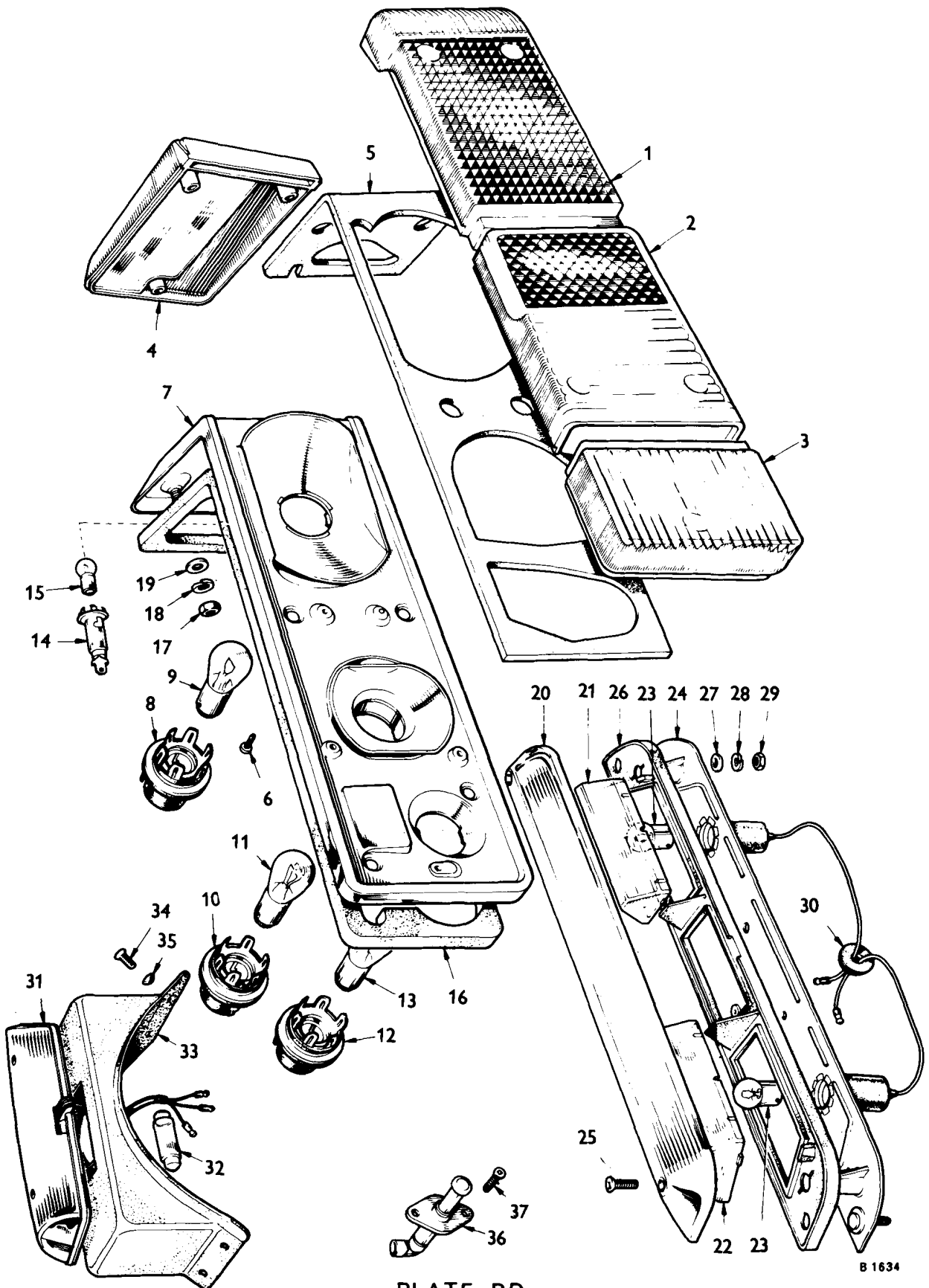


PLATE BD

B 1634
TR 6

ELECTRICAL EQUIPMENT

Plate No.	Part No.	Description	No. per unit	Remarks
	215249	STOP/TAIL/FLASHER/MARKER REFLEX AND REVERSE LAMP ASSEMBLY - R.H.	1	Fitted up to Body No. 62020CC
	217313	STOP/TAIL/FLASHER/MARKER REFLEX AND REVERSE LAMP ASSEMBLY - R.H.	1	Fitted from Body No. 62021CC up to Comm No. CF.1
	215250	STOP/TAIL/FLASHER/MARKER REFLEX AND REVERSE LAMP ASSEMBLY - L.H.	1	Fitted up to Body No. 62020CC
	217312	STOP/TAIL/FLASHER/MARKER REFLEX AND REVERSE LAMP ASSEMBLY - L.H.	1	Fitted from Body No. 62021CC up to Comm. No. CF.1
BD1	518037	LENS assembly, flasher - Amber - R.H.	1	} U.S.A. and other American markets Fitted up to Comm No. CF1
	518047	LENS assembly, flasher - Amber - L.H.	1	
BD2	518036	LENS assembly, stop tail - Red - R.H.	1	
	518046	LENS assembly, stop tail - Red - L.H.	1	
BD3	518038	LENS assembly, reverse - White - R.H.	1	
	518048	LENS assembly, reverse - White - L.H.	1	
BD4	518039	LENS assembly, side marker and reflex - Red - R.H.	1	
	518049	LENS assembly, side marker and reflex - Red - L.H.	1	
BD5	518040	GASKET, seating lens - Stop tail, flasher, reverse	2	
BD6	518147	SCREW, lens attachment	20	
BD7	N/S	BASE		
BD8	518042	BULBHOLDER, flasher	2	
BD9	502379	BULB, flasher	2	
BD10	518041	BULBHOLDER, stop tail	2	
BD11	502287	BULB, stop tail	2	
BD12	518042	BULBHOLDER, reverse	2	
BD13	502379	BULB, reverse	2	
BD14	518043	BULBHOLDER, side marker	2	
BD15	59467	BULB, side marker	2	
BD16	153103	GASKET, seating lamp (Alternative fitment to 152139 and 152140)	2	
	152139	GASKET, lamp seating (Alternative fitment to 153103)	2	
	152140	GASKET, lamp seating (Alternative fitment to 153103)	2	
BD17	HN2005	NUT - Securing stop/tail reflex and reverse lamps	12	
BD18	WLO205	WASHER, lock - Securing stop/tail reflex and reverse lamps	12	
BD19	WMO055	WASHER, plain - Securing stop/tail reflex and reverse lamps	12	

Note:- Items marked thus † are available on our Factory Exchange Unit Scheme

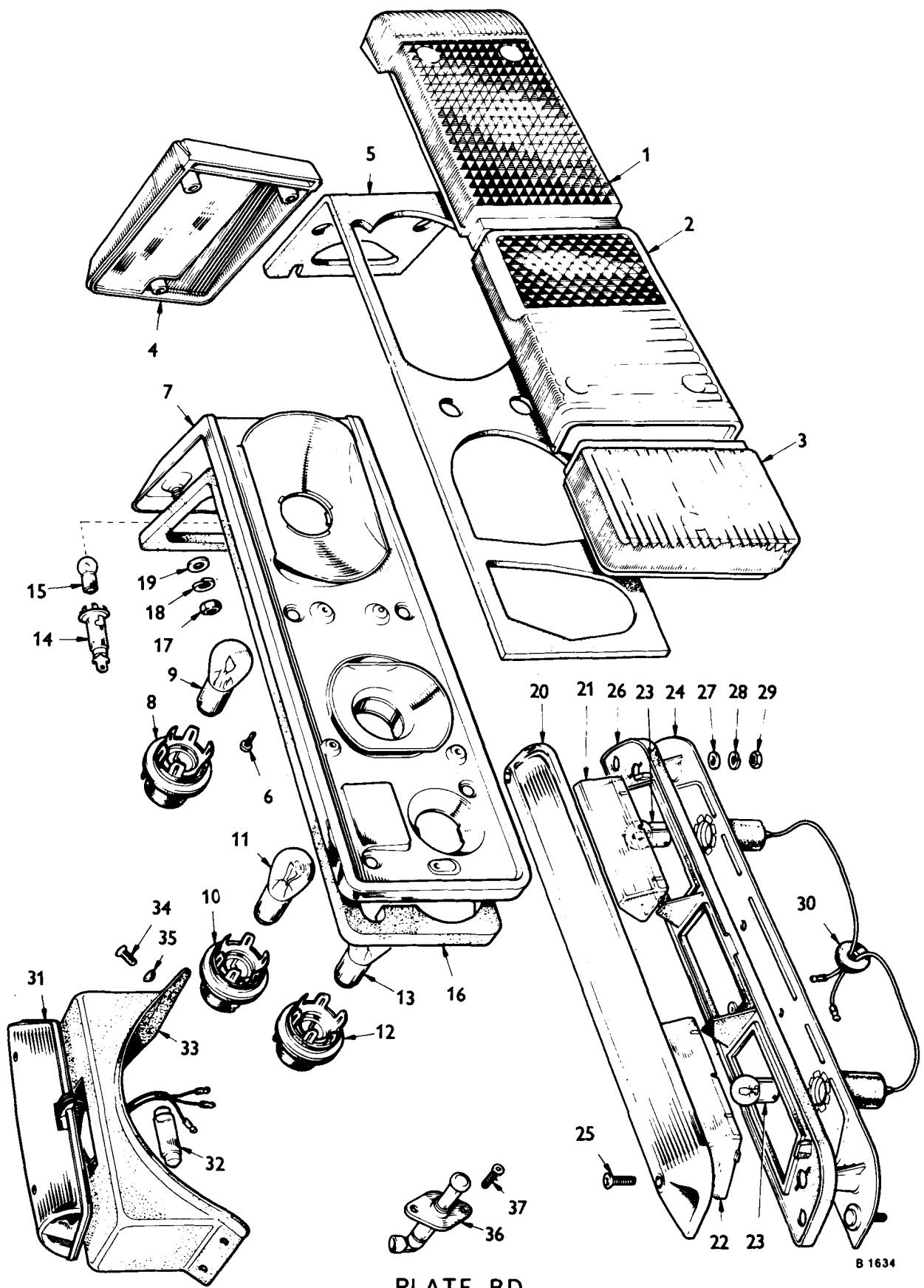


PLATE BD

B 1634
TR6

ELECTRICAL EQUIPMENT

Plate No.	Part No.	Description	No. per unit	Remarks
STOP/TAIL/FLASHER/MARKER REFLEX AND REVERSE LAMP ASSEMBLY - continued.				
	155750	REFLECTOR	2	} Fitted with 215249 and 215250 only U.S.A. markets only from Comm. No. CC52453 up to Comm. No. CF.1
	629623	PLINTH	2	
	519172	SCREW, reflector and plinth to body	2	
	519173	SCREW, reflector and plinth to body	2	
	218870	STOP TAIL REFLEX AND REVERSE LAMP R.H.	1	} Fitted from Comm No CF1 U.S.A. and other American markets
	218871	STOP TAIL REFLEX AND REVERSE LAMP L.H.	1	
BD3	RTC.0283	LENS, reverse R.H.	1	
	RTC.0281	LENS, reverse L.H.	1	
	RTC.0284	GASKET, seating lamp R.H.	1	
	RTC.0282	GASKET, seating lamp L.H.	1	
	159735	RESISTOR in line tail lamp	2	
BD16	218906	GASKET, base lamp L.H.	1	
	218905	GASKET, base lamp R.H.	1	
	All other details as 215249 and 215250			

Note:- Items marked thus † are available on our Factory Exchange Unit Scheme

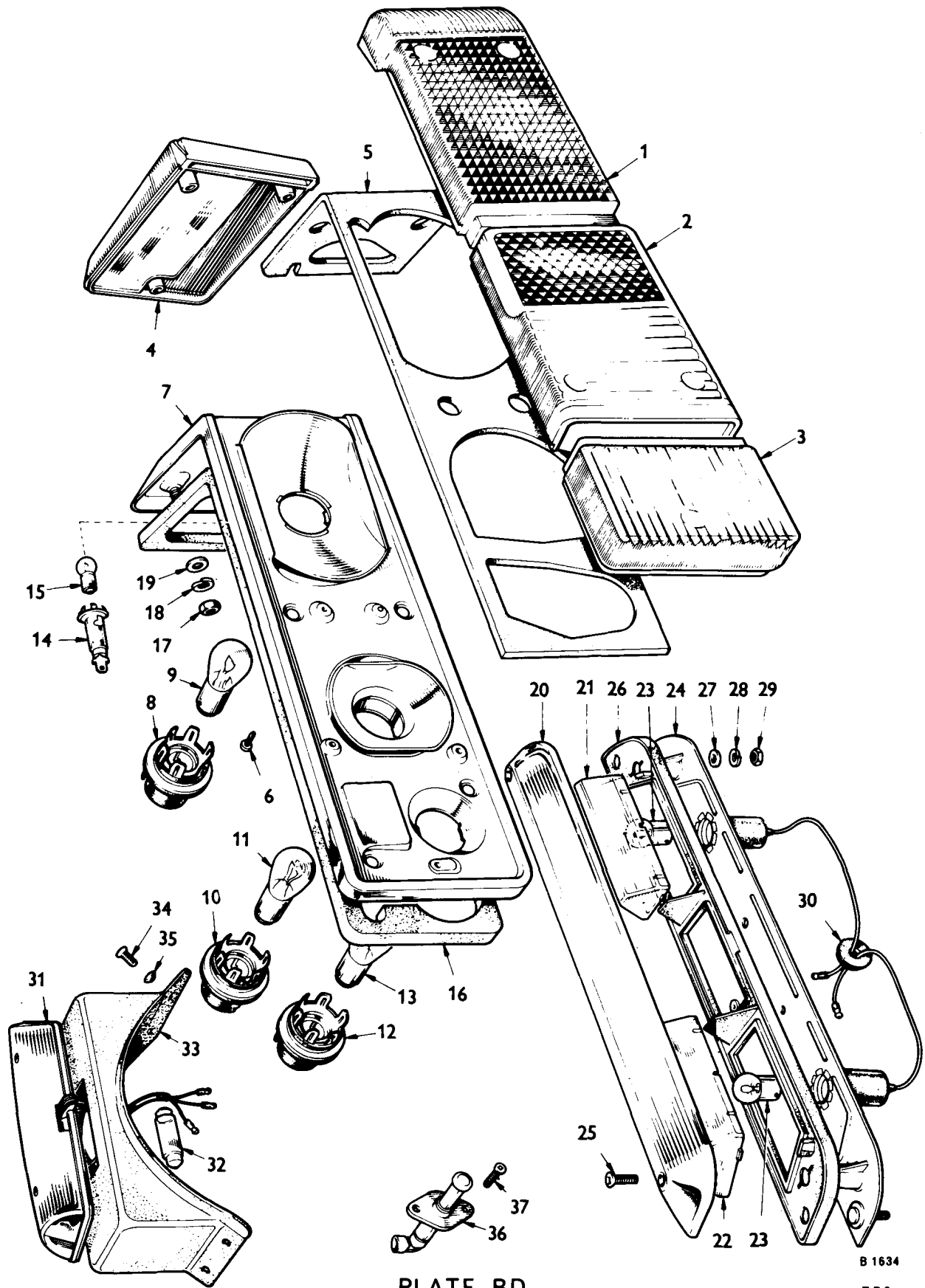


PLATE BD

B 1634
TR 6

ELECTRICAL EQUIPMENT

Plate No.	Part No.	Description	No. per unit	Remarks
	216045	STOP/TAIL/FLASHER/REFLEX/REVERSE LAMP ASSEMBLY - R.H.	1	} Home and Export, except French and American markets } Fitted up to Comm. No. CF.1 } Fitted up to Germany only } Fitted from Germany only
	216046	STOP/TAIL/FLASHER/REFLEX/REVERSE LAMP ASSEMBLY - L.H.	1	
BD1	518037	LENS assembly, flasher - Amber - R.H.	1	
	518047	LENS assembly, flasher - Amber - L.H.	1	
BD2	518036	LENS assembly, stop tail - Red - R.H.	1	
	518046	LENS assembly, stop tail - Red - L.H.	1	
BD3	518038	LENS assembly, reverse - White - R.H.	1	
	518048	LENS assembly, reverse - White - L.H.	1	
BD4	518130	LENS assembly, side marker - Amber - R.H.	1	
	518132	LENS assembly, side marker - Amber - L.H.	1	
BD5	518040	GASKET, seating lens, stop tail, flasher, reverse	2	
BD6	518147	SCREW, lens attachment	20	
BD7	N/S	BASE		
BD8	518042	BULBHOLDER, flasher	2	
BD9	502379	BULB, flasher	2	
BD10	518041	BULBHOLDER, stop tail	2	
BD11	502287	BULB, stop tail	2	
BD12	518042	BULBHOLDER, reverse	2	
BD13	502379	BULB, reverse	2	
BD16	153103	GASKET, seating lamp (Alternative to 153139) and 152140)	2	
	152139	GASKET, lamp seating - Large (Alternative to 153103)	2	
	152140	GASKET, lamp seating - Small (Alternative to 153103)	2	
BD17	HN2005	NUT - Securing stop tail, flasher, reflex, reverse lamps	12	
BD18	WL0205	WASHER, lock - Securing stop tail, flasher, reflex, reverse lamps	12	
BD19	WM0055	WASHER, plain - Securing stop tail, flasher, reflex, reverse lamps	12	
	132028	FUSE - Tail lamp	2	
	157940	FUSE - Tail lamp	2	

Note:- Items marked thus † are available on our Factory Exchange Unit Scheme

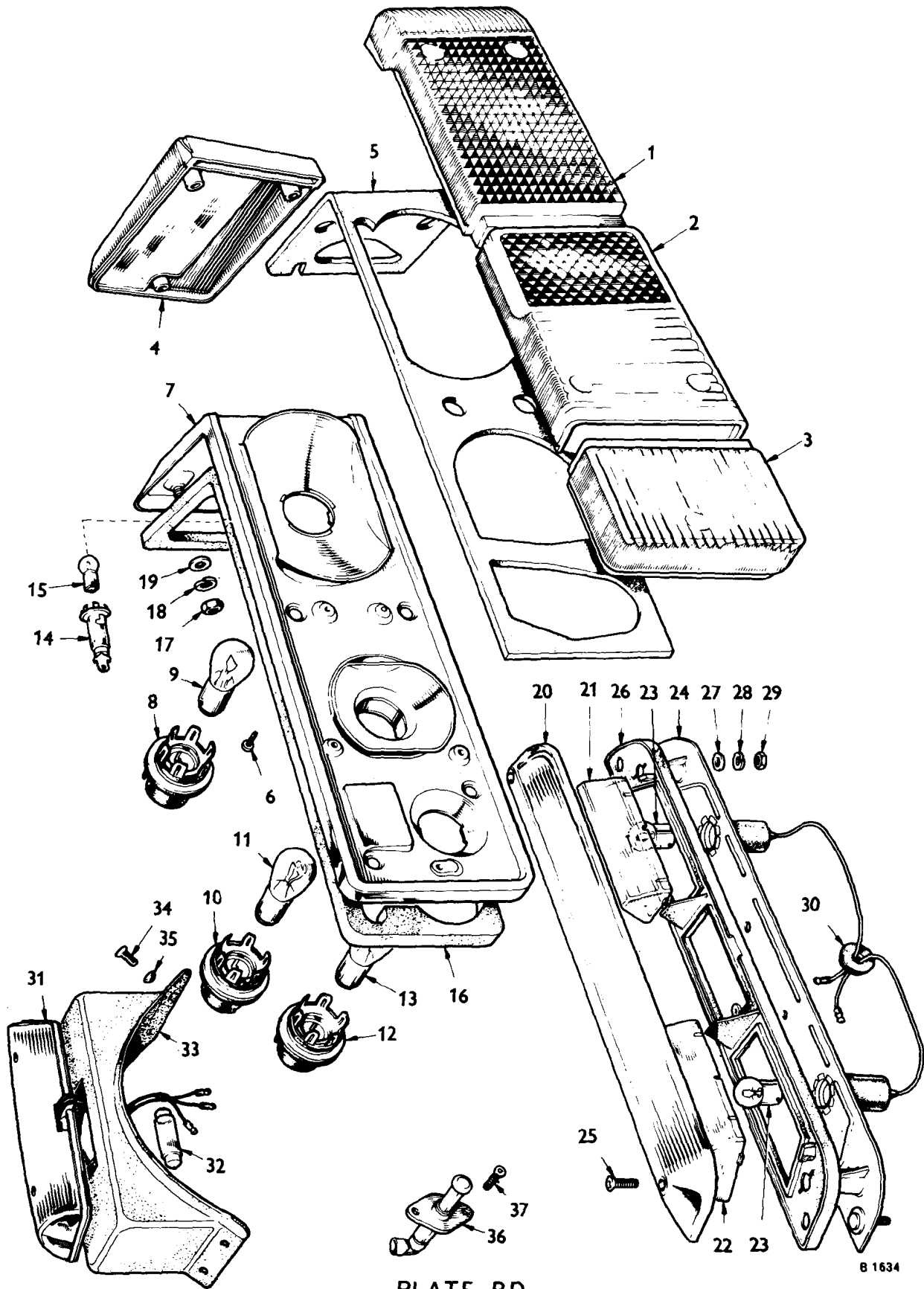


PLATE BD

B 1634

TR 6

ELECTRICAL EQUIPMENT

Plate No.	Part No.	Description	No. per Unit	Remarks
	218870	STOP TAIL, REFLEX REVERSE LAMP R.H.	1	} Fitted from Comm. No. CF.1 Home and Export except French, American and German Markets
	218871	STOP TAIL, REFLEX REVERSE LAMP L.H.	1	
BD3	RTC.0281	LENS, reverse L.H.	1	
	RTC.0283	LENS, reverse R.H.	1	
BD4	518049	LENS, side marker L.H.	1	
	518039	LENS, side marker R.H.	1	
	518043	BULBHOLDER, side marker	1	
	501436	BULB, side marker	1	
BD16	RTC.0282	GASKET, seating lamp	1	
	RTC.0284	GASKET, seating lamp	1	
	218906	GASKET, base lamp L.H.	1	
	218905	GASKET, base lamp R.H.	1	
	159735	RESISTOR, In line tail lamp	1	

All other details as 216045 and 216046

Note:- Items marked thus † are available on our Factory Exchange Unit Scheme

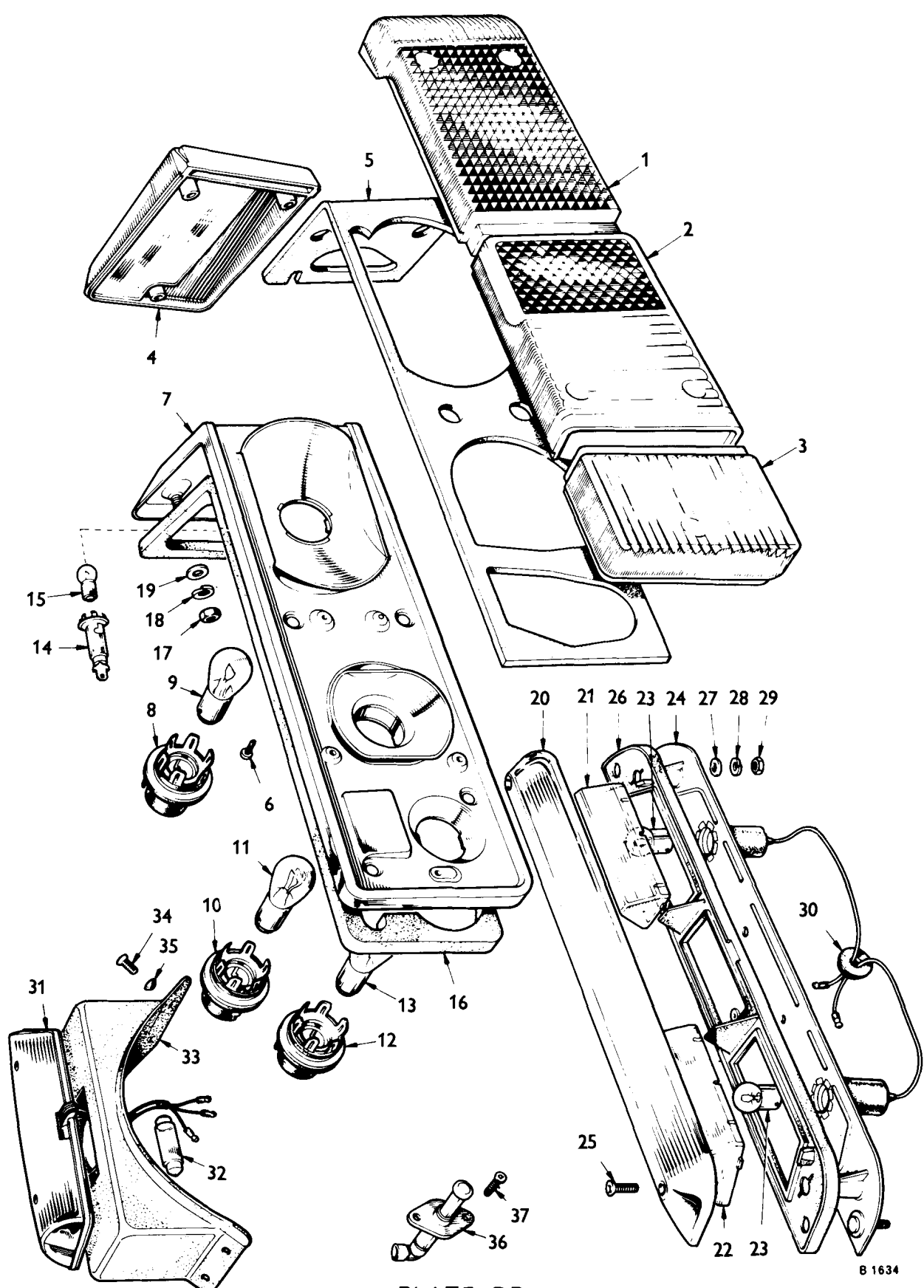


PLATE BD

B 1634
TR 6

ELECTRICAL EQUIPMENT

Plate No.	Part No.	Description	No. per unit	Remarks
	215761	STOP/TAIL/FLASHER/REFLEX/REVERSE LAMP ASSEMBLY - R.H.	1	} France and all French markets
	215762	STOP/TAIL/FLASHER/REFLEX/REVERSE LAMP ASSEMBLY - L.H.	1	
BD1	518037	LENS assembly, flasher - Amber - R.H.	1	
	518047	LENS assembly, flasher - Amber - L.H.	1	
BD2	518036	LENS assembly, stop tail - Red - R.H.	1	
	518046	LENS assembly, stop tail - Red - L.H.	1	
BD3	518129	LENS assembly, reverse - Amber - R.H.	1	
	518131	LENS assembly, reverse - Amber - L.H.	1	
BD4	518130	LENS assembly, side marker - Amber - R.H.	1	
	518132	LENS assembly, side marker - Amber - L.H.	1	
BD5	518040	GASKET, seating lens - Stop tail, flasher, reverse	2	
BD6	518147	SCREW, lens attachment	20	
BD7	N/S	BASE		
BD8	518042	BULBHOLDER, flasher	2	
BD9	502379	BULB, flasher	2	
BD10	518041	BULBHOLDER, stop tail	2	
BD11	502287	BULB, stop tail	2	
BD12	518042	BULBHOLDER, reverse	2	
BD13	502379	BULB, reverse	2	
BD16	153103	GASKET, seating lamp (Alternative to 152139 and 152140)	2	
	152139	GASKET, lamp seating - Large (Alternative to 153103)	2	
	152140	GASKET, lamp seating - Small (Alternative to 153103)	2	
BD17	HN2005	NUT - Securing stop tail flasher, reflex, reverse lamps	12	
BD18	WL0205	WASHER, lock - Securing stop tail flasher, reflex, reverse lamps	12	
BD19	WM0055	WASHER, plain - Securing stop tail flasher, reflex, reverse lamps	12	
	TKC.0174	STOP TAIL, FLASHER, REFLEX, REVERSE LAMP ASSEMBLY L.H.	1	} Germany only 1973 Fitted from Comm. No. CF.1 and CR.1
	TKC.0175	STOP TAIL, FLASHER REFLEX REVERSE LAMP ASSEMBLY R.H.	1	
	UKC.0428	LEAD, Extension, Marker lamps	2	
	13H.5805	CONNECTOR	2	

Note:- Items marked thus † are available on our Factory Exchange Unit Scheme

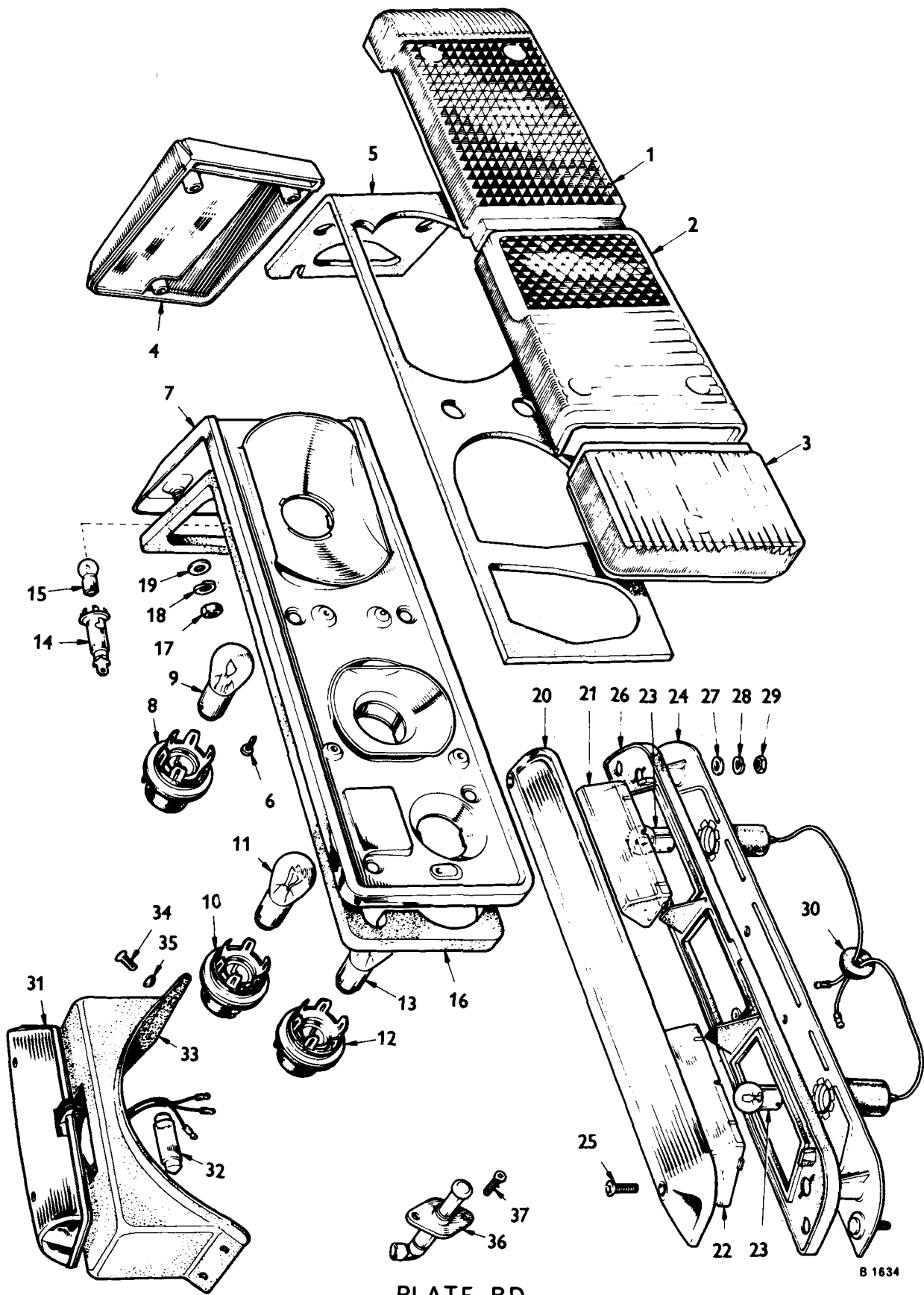


PLATE BD

B 1634

TR6

ELECTRICAL EQUIPMENT

Plate No.	Part No.	Description	No. per unit	Remarks	
	151954	NUMBER PLATE ILLUMINATION LAMP	1	Fitted up to Comm.No.CF.1	
BD20	518030	COVER	1		
BD21	518031	LENS - L.H.	1		
BD22	518032	LENS - R.H.	1		
	510907	INTERIOR, bulbholder	2		
BD23	511029	BULB	2		
BD24	N/S	BASE			
BD25	518148	SCREW, cover attachment	2		
BD26	215823	GASKET, base, number plate lamp	1	} Fitted up to Comm.No.CF.1	
BD27	WM0055	WASHER, plain - Number plate lamp to rear bumper	2		
BD28	WL0205	WASHER, lock - Number plate lamp to rear bumper	2		
BD29	HN2005	NUT - Number plate lamp to rear bumper	2		
BD30	61917	GROMMET, number plate lamp lead	1		
	600399	PLUG, blanking, in rear valance	1		
	632043	PLINTH, Number Plate Lamp	1		
	159896	NUMBER PLATE LAMP AND PLINTH ASSEMBLY	2		} Fitted from Comm.No.CF.1
	159895	NUMBER PLATE LAMP AND PLINTH ASSEMBLY	2		
	513071	SCREW, self tapping, No.6 x 5/8'' long-pan head - chrome plated	4		
	519173	SCREW, self tapping	4		
	FJ.2442/4	NUT, FIX No.6. 'J' type	4		
	634570	WASHER, securing lamps and plinths to rear valance	4		
BD31	151273	INTERIOR LAMP (Transmission Tunnel)	1		
BD32	59897	BULB	1		
BD33	717241	PLINTH assembly, tunnel courtesy light - Black	1		
BD33	717242	PLINTH assembly, tunnel courtesy light - Matador Red	1		
BD33	717243	PLINTH assembly, tunnel courtesy light - Light Tan	1		
	725353	PLINTH assembly, tunnel courtesy light - New Tan	1		
BD33	717247	PLINTH assembly, tunnel courtesy light - Shadow Blue	1		
BD34	502658	SCREW - Plinth to tunnel	2	Fitted up to CF.1.	
BD35	619627	WASHER, cup - Plinth to tunnel	2		
	YZ3164	SCREW, lamp to plinth	2		
BD36	625561	SWITCH, tunnel lamp in 'A' posts	2		
BD37	YZ3304	SCREW, s/t, securing switches to 'A' posts	4		

Note:- Items marked thus † are available on our Factory Exchange Unit Scheme

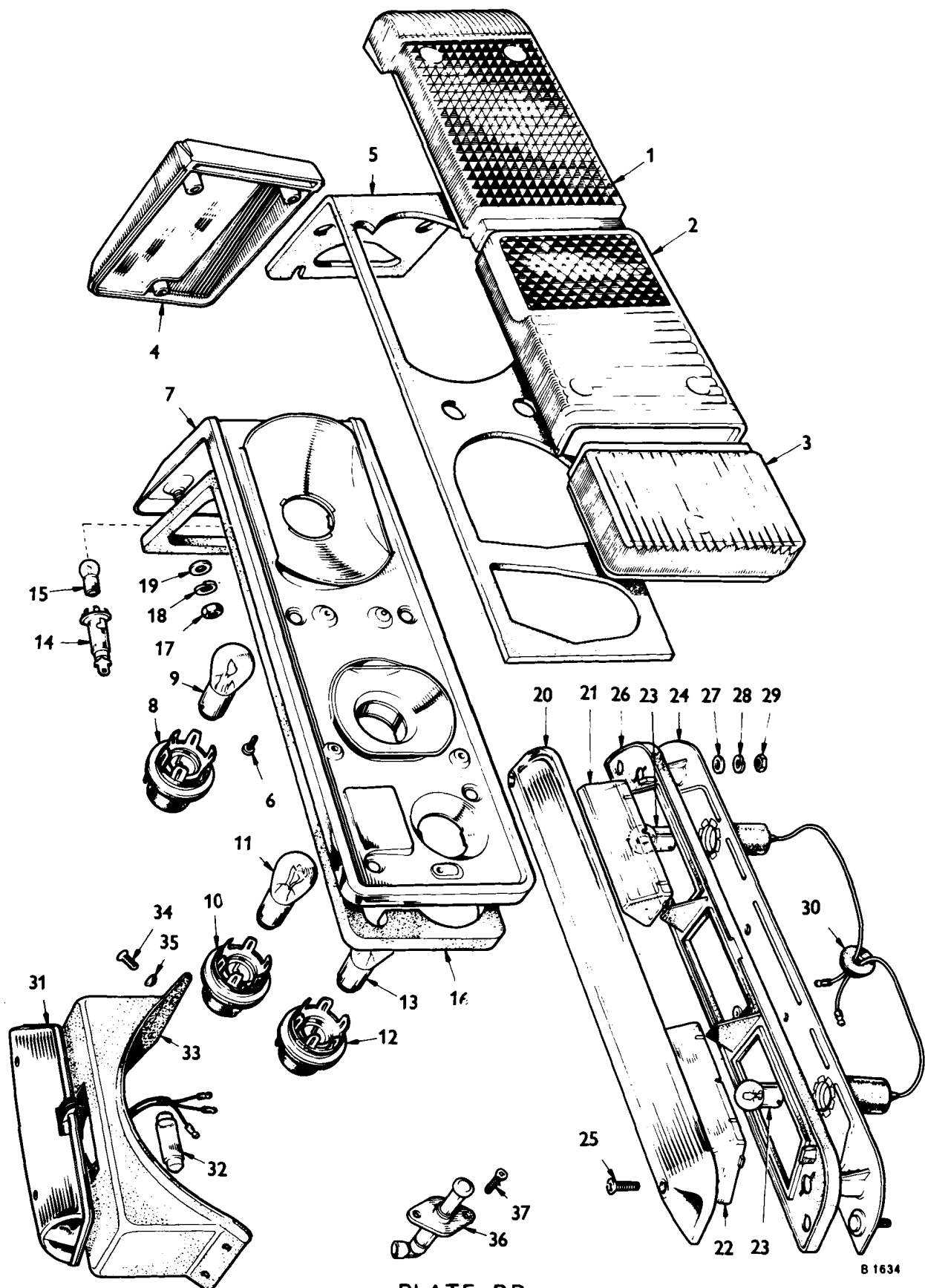


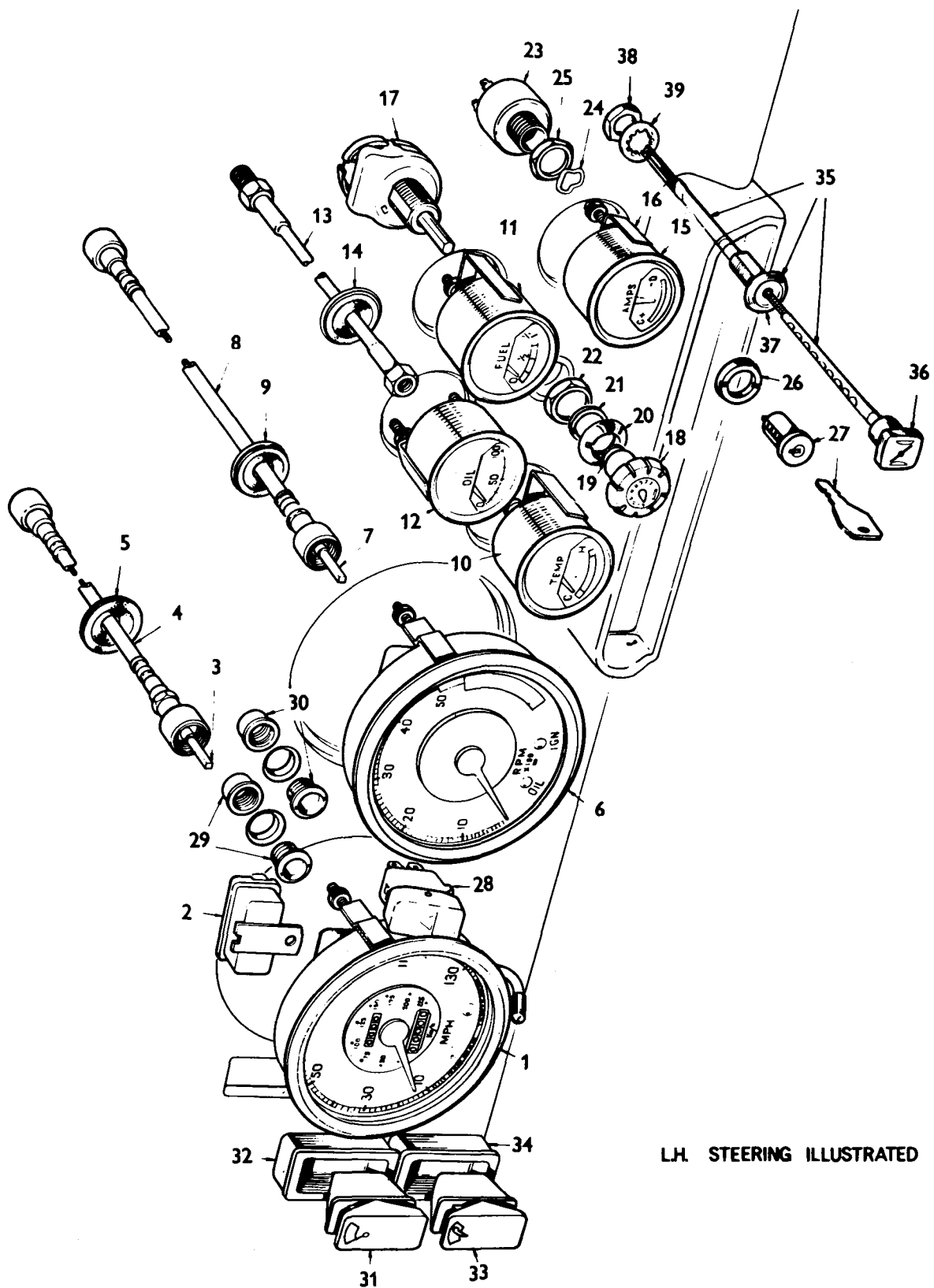
PLATE BD

B 1634
TR 6

ELECTRICAL EQUIPMENT

Plate No.	Part No.	Description	No. per Unit	Remarks
	627318	BRACKET, interior lamp - Lock type steering	1	U.S.A. Type markets Fitted from CC50001
	YZ3304	SCREW, set - Securing bracket, interior lamp	1	
	FJ2443/8	NUT, spire - securing bracket, interior lamp	1	
	151353	INTERIOR LAMP (Trunk Compartment)	1	
	FJ2462/8	NUT, spire - Securing lamp	2	
	YX5363	SCREW - Securing lamp	2	
BD36	625561	SWITCH, trunk lamp	1	Fitted up to CC50,000 U.S.A. type markets
BD37	YZ3304	SCREW, s/t, securing switch to trunk compartment	2	
	627742	SWITCH, courtesy light - Passenger's side	1	
	627748	SWITCH, courtesy light (Driver's side) and audible warning	1	U.S.A. type markets Fitted from CC50,001
	YZ3304	SCREW, set - Securing switches, passenger's and driver's	4	
	627742	SWITCH, courtesy light	2	All markets except U.S.A. Fitted from CP50,001
	YZ3304	SCREW, set - Securing switch, courtesy light	4	
	151275	BULB, cubby box light	1	
	N/S	LAMPHOLDER, forming cubby box courtesy light		Part of wiring harness
	619071	SWITCH, cubby box light pressed into metal facia	1	
	631001	BUFFER, cubby box lid - fitted to plunger on light switch (Cubby Box)	1	
	219139	ESCUTCHEON CONTROL ASSEMBLY Heater controls illumination	1	
	160121	BULB	1	
	160021	LAMP HOLDER	1	
	160022	CLIP, mask	1	Fitted from Comm.No.CF.1
	160079	HOLDER, bulb	1	
	WQ.0305	WASHER, lock	2	to secure heater escutcheon to support bracket facia to floor
	PX.0506	SCREW, set	2	

Note:- Items marked thus † are available on our Factory Exchange Unit Scheme



L.H. STEERING ILLUSTRATED

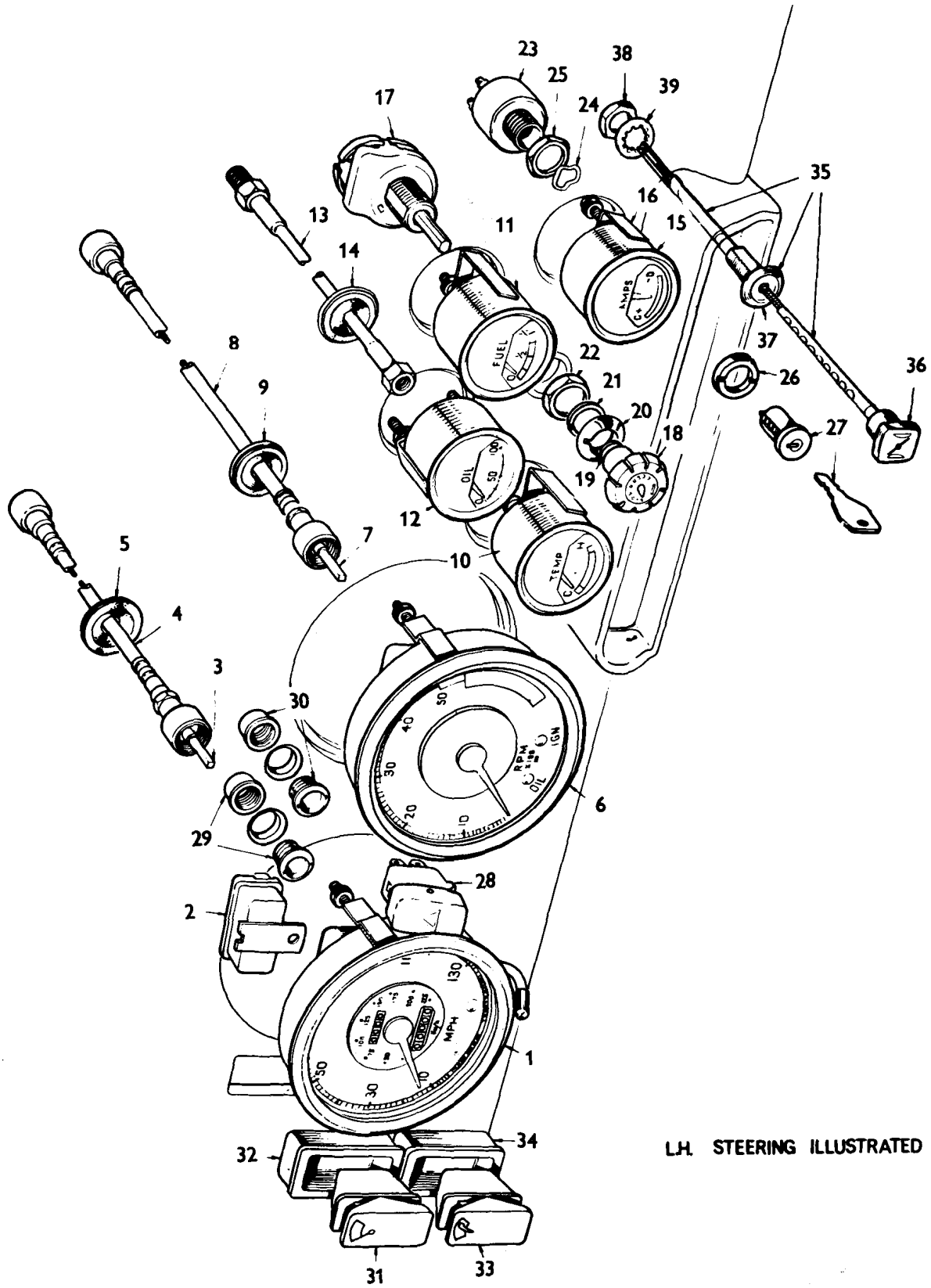
PLATE BE

B1027
TR6

ELECTRICAL EQUIPMENT

Plate No.	Part No.	Description	No.per unit	Remarks
	214431	SPEEDOMETER - MILE (Less Voltage Stabilizer)	1	Carburettor model only Fitted up to Comm.No.CF.1
	218827	SPEEDOMETER - MILE (Less Voltage Stabilizer)	1	Fitted from Comm.No. CF.1 (1973)
BE1	214427	SPEEDOMETER - MILE (Less Voltage Stabilizer)	1	P.I. model only Fitted up to Comm.No.CF.1
	218831	SPEEDOMETER - MILE (Less Voltage Stabilizer)	1	Fitted from Comm.No. CF.1
	214432	SPEEDOMETER - KILO (Less Voltage Stabilizer)	1	Carburettor model only Fitted up to Comm.No.CF.1
	218828	SPEEDOMETER - KILO (Less Voltage Stabiliser)	1	Fitted from Comm.No.CF.1
	214428	SPEEDOMETER - KILO (Less Voltage Stabilizer)	1	P.I. model only Fitted up to Comm.No.CF.1
	218832	SPEEDOMETER - KILO (Less Voltage Stabilizer)	1	Fitted from Comm. No. CF.1
BE2	148876	VOLTAGE STABILIZER	1	
	508139	BULBHOLDER, speedometer illumination	1	
		For details of bulbs for instruments and panel, see main harness page		
		SPEEDOMETER CABLE		
	159738	CABLE, Speedo Trip reset (8'' long)	1	Fitted from Comm. No..... P.I. model only
	504948/I	CABLE, inner assembly - R.H.S. only	1	
	504948/O	CABLE, outer assembly - R.H.S. only	1	
BE3	516545/I	CABLE, inner assembly - L.H.S. only	1	
BE4	516545/O	CABLE, outer assembly - L.H.S. only	1	
BE5	602037	GROMMET, speedometer cable (through dash and wheelarch gusset)	2	
	145890	CLEAT, cable, speedo cable fixing	1	
	551490	CLIP, speedo cable to frame	1	
	148820	CLIP, L.H.S. for use when O/D is not fitted	1	Fitted from
	120694	DRIVE, right angled, speedo cable to gearbox - R.H.S. only	1	P.I. model only

Note:- Items marked thus † are available on our Factory Exchange Unit Scheme



LH. STEERING ILLUSTRATED

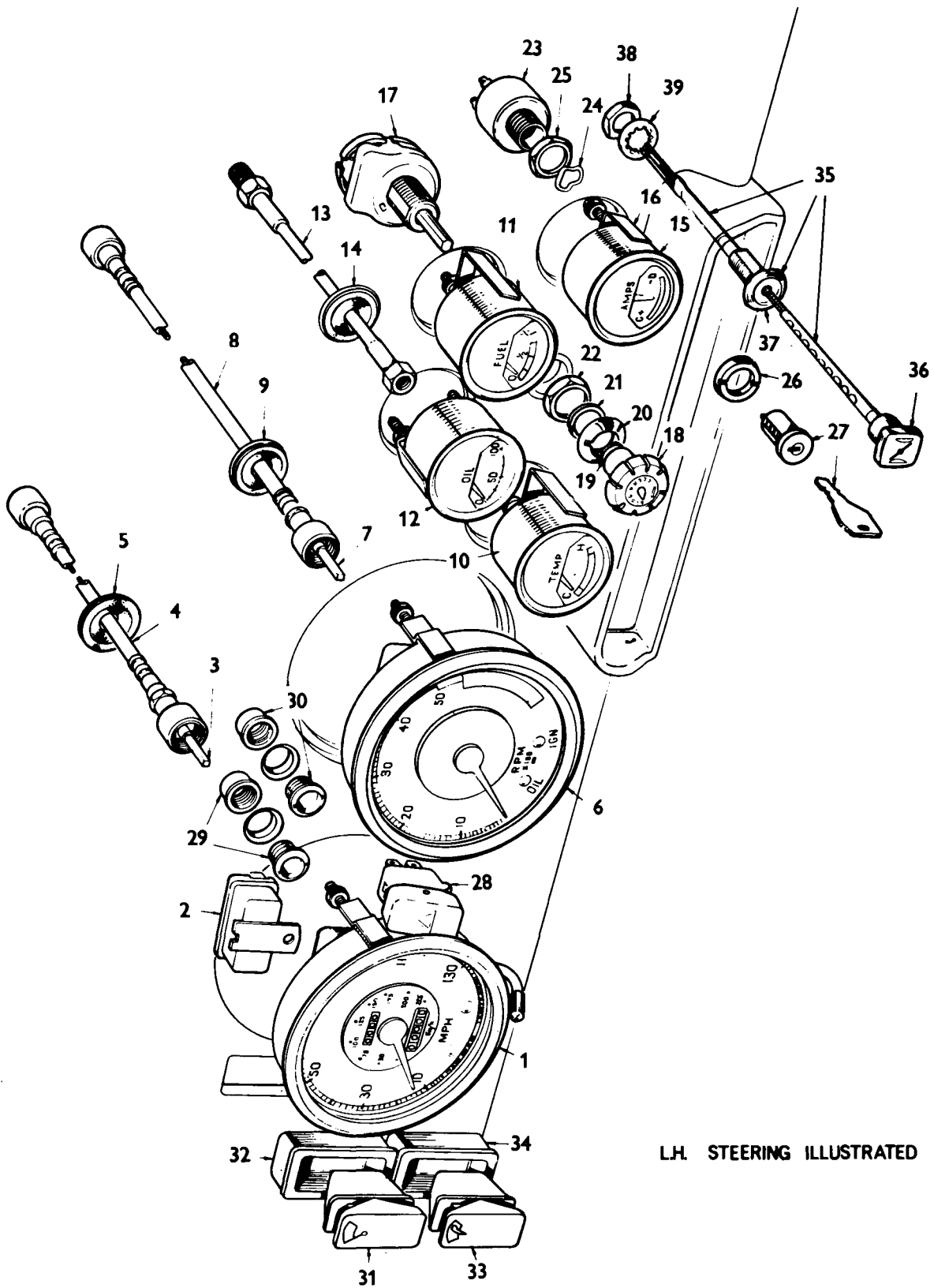
PLATE BE

B1627
TR6

ELECTRICAL EQUIPMENT

Plate No.	Part No.	Description	No. per Unit	Remarks
BE6	214263	REVOLUTION COUNTER	1	Fitted up to Comm.No.CF.1
	218833	REVOLUTION COUNTER	1	Fitted from Comm.No. CF.1
	508139	BULBHOLDER, rev. counter illumination	1	
	144370/I	CABLE, inner, assembly - R.H.S. only	1	P.I. model only
	144370/O	CABLE, outer, assembly - R.H.S. only	1	
BE7	148704/I	CABLE, inner, assembly - L.H.S. only	1	Fitted up to Comm. No. CP
BE8	148704/O	CABLE, outer, assembly - L.H.S. only	1	P.I. model only
	154607/O	CABLE, outer, assembly - L.H.S. only	1	Fitted from Comm. No. CP
	154607/I	CABLE, inner, assembly - L.H.S. only	1	P.I. model only
	134733/I	CABLE, inner, assembly	1	Carburettor
	134733/O	CABLE, outer, assembly	1	only
		REVOLUTION COUNTER (continued)		
BE9	602037	GROMMET, rev. counter cable (through gearbox tunnel surround)	1	
	145890	CLEAT, cable, rev. counter cable fixing	1	
	551490	CLIP, rev. counter cable to frame	1	
	145891	CLIP, fir tree, rev. counter cable to metering unit manifold pipe	1	
BE10	147963	TEMPERATURE GAUGE (Centigrade)	1	Fitted up to Comm.No.CF.1
	159606	TEMPERATURE GAUGE	1	Fitted from Comm.No.CF.1
BE11	147961	FUEL GAUGE	1	All markets
	159604	FUEL GAUGE	1	Fitted from Comm.No. CF.1
BE12	147960	OIL PRESSURE GAUGE - LBS AND KILOS	1	Fitted up to Comm.No. CF.1
	159608	OIL PRESSURE GAUGE	1	Fitted from Comm.No.CF.1
	54902	WASHER, leather	1	
BE13	149867	PIPE, oil pressure gauge (Nylon)	1	P.I. model only
	138308	PIPE, oil pressure gauge (Nylon)	1	Carburettor only
BE14	600395	GROMMET, gauge pipe	1	
BE15	151272	AMMETER	1	Fitted up to Comm.No.CF.1
BE16	136642	CLAMP, ammeter	1	Fitted up to
	136643	CLAMP, ammeter	1	Fitted from
	508139	BULBHOLDER, ammeter	1	

Note:- Items marked thus † are available on our Factory Exchange Unit Scheme



L.H. STEERING ILLUSTRATED

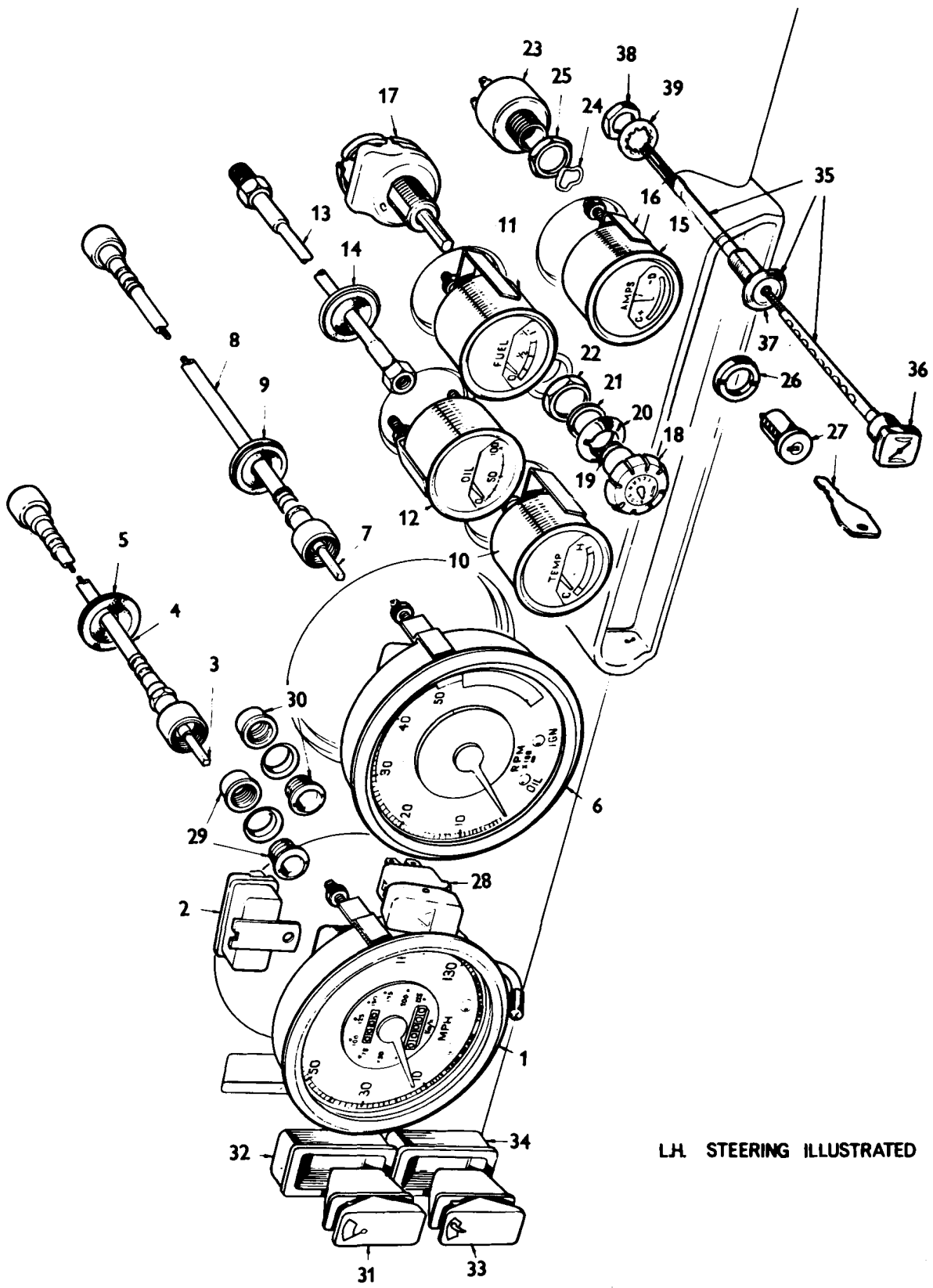
PLATE BE

B1627
TR6

ELECTRICAL EQUIPMENT

Plate No.	Part No.	Description	No. per Unit	Remarks
	159605	VOLTAGE INDICATOR	1	Fitted from Comm.No.CF.1
BE17	129768	PANEL LIGHT RHEOSTAT SWITCH	1	Fitted up to Comm.No.CF.1
BE18	621726	KNOB, switch	1	
BE19	59445	WASHER	1	
BE20	143537	BEZEL	1	
BE21	128088	WASHER, spring	1	
BE22	510368	NUT, on switch	1	
	128089	WASHER, spring	1	
	510368	NUT, on switch	2	Fitted from
BE23	127651	IGNITION/STARTER SWITCH	1	Not required on carburettor models from Comm. No. CC50,001
BE24	128087	WASHER	1	
BE25	510369	NUT	1	
BE26	609793	BEZEL	1	
BE27	572540	BARREL, ignition	1	For use wherever steering locking is fitted up to CC and CP50,000 Germany, Sweden, Denmark, France and special orders only. Fitted from CP.50001
	132135	IGNITION/STARTER switch and steering column locking device assembly	1	
	154936	IGNITION switch and steering column locking device assembly without audible warning buzzer. Alternative to 216449 (to be used with 154952 page , and 154442 page 164	1	
	159901	PANEL LIGHT RHEOSTAT SWITCH	1	Fitted from Comm.No.CF.1
	150620	PANEL LIGHT RHEOSTAT SWITCH	1	Fitted from Comm.No.CF.1
	216449/1	IGNITION switch and steering column locking assembly without audible warning buzzer. To be used with 154168 page , 154180 page 163 Alternative to 154936	1	Fitted from CP50001 up to CP. and from CC. up to CC
	216449/2	IGNITION SWITCH AND STEERING LOCK (without buzzer) (Wilmot Breeden)	1	
	UKC.0894	STRAP, retaining Steering column lock	1	For Wilmot Breeden Steering locks only
	158459	SWITCH, ignition	1	All markets
	519188	SCREW, torque head - securing steering column lock	2	
	718813	COVER, protection, steering column lock assembly	1	U.S.A. and German markets from Comm.No. CC50001 up to CC..... All markets from Comm.No. CP..... and CC.....
	627340	CLIP - Secures protection cover to steering column lock	1	
	WP0005	WASHER, plain - Secures protection cover to steering column lock	2	

Note:- Items marked thus † are available on our Factory Exchange Unit Scheme



L.H. STEERING ILLUSTRATED

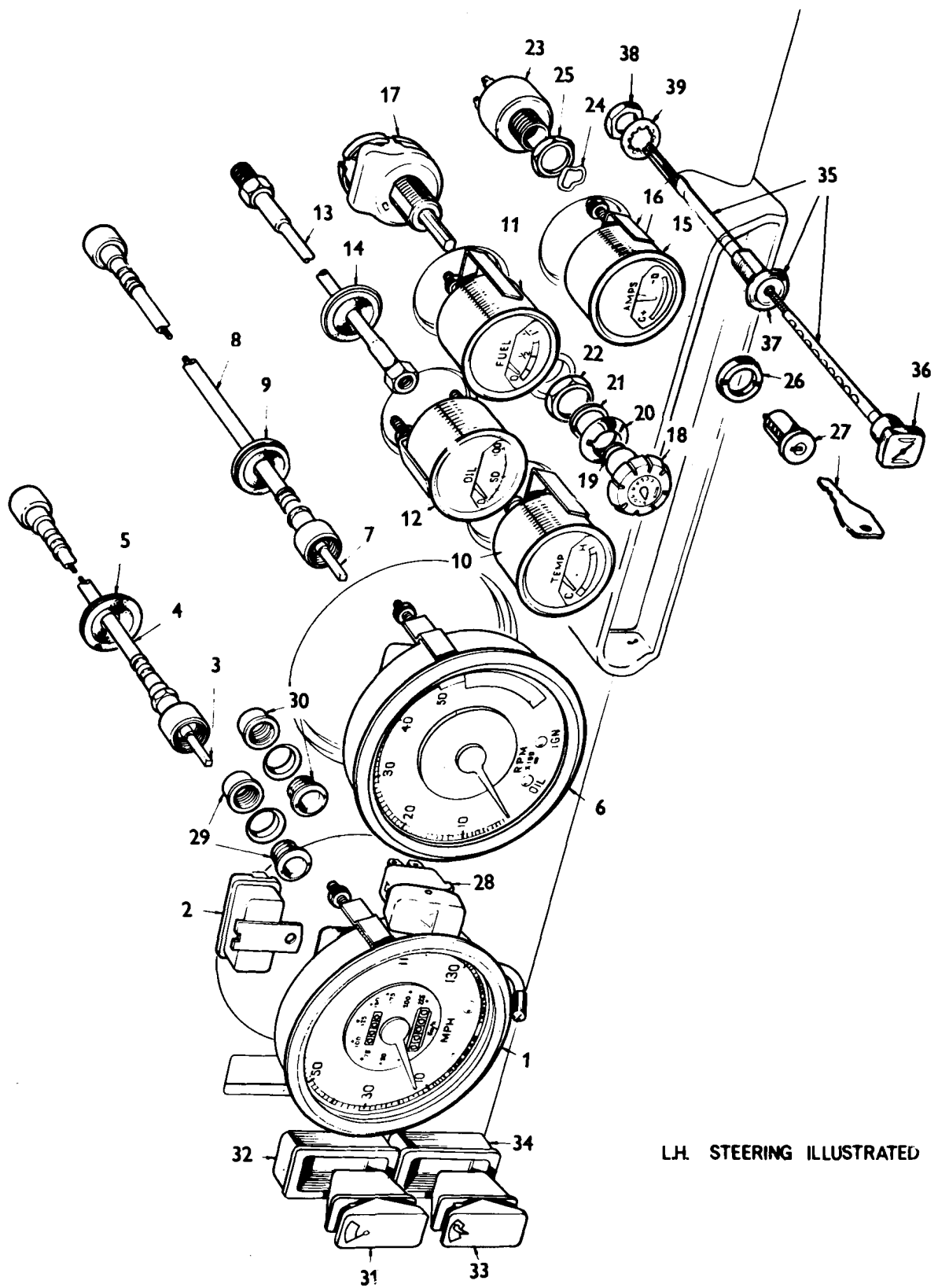
PLATE BE

B1627
TR6

ELECTRICAL EQUIPMENT

Plate No.	Part No.	Description	No. per Unit	Remarks
	WL0205	WASHER, lock - Secures protection cover to steering column lock	2	U.S.A. and German markets from Comm. No. CC50,001 up to CC.
	503627	NUT - Secures protection cover to steering column lock	2	All markets from Comm. No. CP.... and CC.....
	628405	COVER, protection, steering column lock assembly	1	
	510503	SCREW, set - Securing cover to steering column lock	1	
	503627	NUT - Securing cover to steering column lock	1	Fitted from
	WP0005	WASHER, plain - Securing cover to steering column lock	2	Comm. No. CP50,001 All markets except U.S.A. and Germany
	WL0205	WASHER, lock - Securing cover to steering column lock	1	
	154180	COVER, key, ignition (For use with steering column lock) For use with 216449	1	Fitted from Comm. No. CP and CC50,001 All markets
	154442	COVER, key, ignition (For use with steering column lock) For use with 154936	1	Fitted from Comm. No. CP50,001 up to All markets except USA
	155712	LEAD, extension, ignition	1	For use wherever steering locking is
	611953	PLUG, blanking	1	is fitted up to CC and CP50,000
	216446	IGNITION switch with audible buzzer contact and steering column locking device	1	U.S.A. type markets from Comm. No. CC50,001
	158238	IGNITION SWITCH ASSEMBLY	1	Fitted from Comm.No.CF.1
	219061/1	IGNITION SWITCH AND STEERING LOCK(WASO)	1	Fitted from Comm.No.CF.1
	219061/2	IGNITION SWITCH AND STEERING LOCK (Wilmot Breeden)	1	
	153966	BUZZER, ignition warning	1	USA markets from Comm. No. CC50001 to CC.75000
	158509	BUZZER, ignition and seat belt warning	1	Fitted from Comm.No. CC75001. U.S.A. Markets

Note:- Items marked thus † are available on our Factory Exchange Unit Scheme



L.H. STEERING ILLUSTRATED

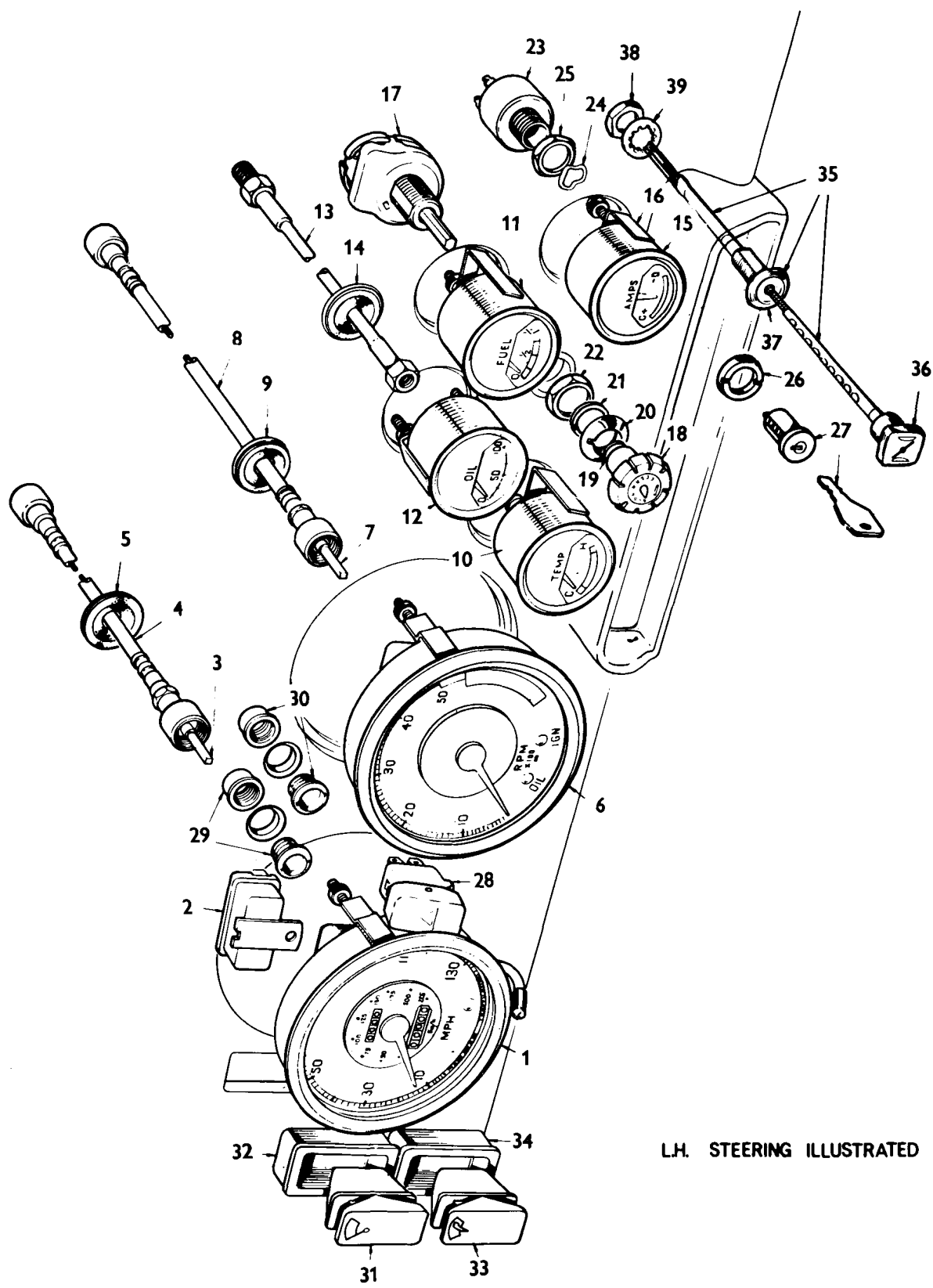
PLATE BE

B1627
TR6

ELECTRICAL EQUIPMENT

Plate No.	Part No.	Description	No. per Unit	Remarks
	517386	IGNITION/STARTER SWITCH - continued. SCREW, set - Securing buzzer, ignition warning	1	U.S.A. type markets from Comm. No. CC50,001 up to Body No. 50137cc Alternative to YZ3304, WP0004 and FJ2443
	WP0005	WASHER, plain - Securing buzzer, ignition warning	1	
	WL0205	WASHER, lock - Securing buzzer, ignition warning	1	
	503627	NUT - Securing buzzer, ignition warning	1	
	YZ3304	SCREW, set, securing buzzer ignition warning	1	
	WP0004	WASHER plain, securing buzzer ignition warning	1	
	FJ2443	CLIP, spire, securing buzzer ignition warning	1	
	158496	LIGHT, warning, seat belt fastener	1	
	158534	SWITCH, sensor - seat belt	1	
	615837	CABLE CLIP, seat sensor leads to seat	1	
BE28	148401	HAZARD WARNING LIGHT SWITCH - L.H.S. ONLY	1	Fitted from Comm.No.CF.1 Fitted up to CC75000
	156044	HAZARD WARNING LIGHT SWITCH - L.H.S. only	1	Fitted from CC75001. U.S.A. Markets up to Comm. No. CF.1
	159905	HAZARD SWITCH AND WARNING LIGHT	1	Fitted from Comm.No.CF.1
	159907	HAZARD SWITCH IDENTIFICATION LIGHT	1	Fitted from Comm.No.CF.1
BE29	148830	HAZARD WARNING LIGHT - L.H.S. ONLY	1	Fitted from B.A.O.R. only
	154577	HAZARD WARNING UNIT R.H.S.	1	
	160222	CLIP, HAZARD WARNING LIGHT R.H.S.	1	
	160202	HARNESS EXTENSION, HAZARD WARNING R.H.S	1	
BE30	148830	BRAKE WARNING LIGHT	1	U.S.A, markets fitted up to CC75000
BE31	151431	WINDSCREEN WIPER SWITCH	1	
	130544	SWITCH, INTERIOR LIGHT	1	Fitted from Comm.No.CF.1
	712905	KNOB, CONTROL, Interior Light Switch	1	Fitted from Comm.No.CF.1
	609933	BEZEL, Interior light switch	1	Fitted from Comm.No.CF.1
	159906	BRAKE WARNING LIGHT, DUAL	1	Fitted from Comm.No.CF.1
	158453	WINDSCREEN WIPER SWITCH	1	U.S.A.markets fitted from Comm.No. CC75001
	151431	WINDSCREEN WIPER SWITCH	1	All markets except USA Fitted up to Comm.No.CF.1
BE32	148437	ESCUTCHEON, wiper switch	1	
BE33	148418	WINDSCREEN WASHER SWITCH	1	USA markets fitted up to Comm.No. CC.75000
	155496	SWITCH, WIPER/WASHER	1	Fitted from Comm.No.CF.1

Note:- Items marked thus † are available on our Factory Exchange Unit Scheme



L.H. STEERING ILLUSTRATED

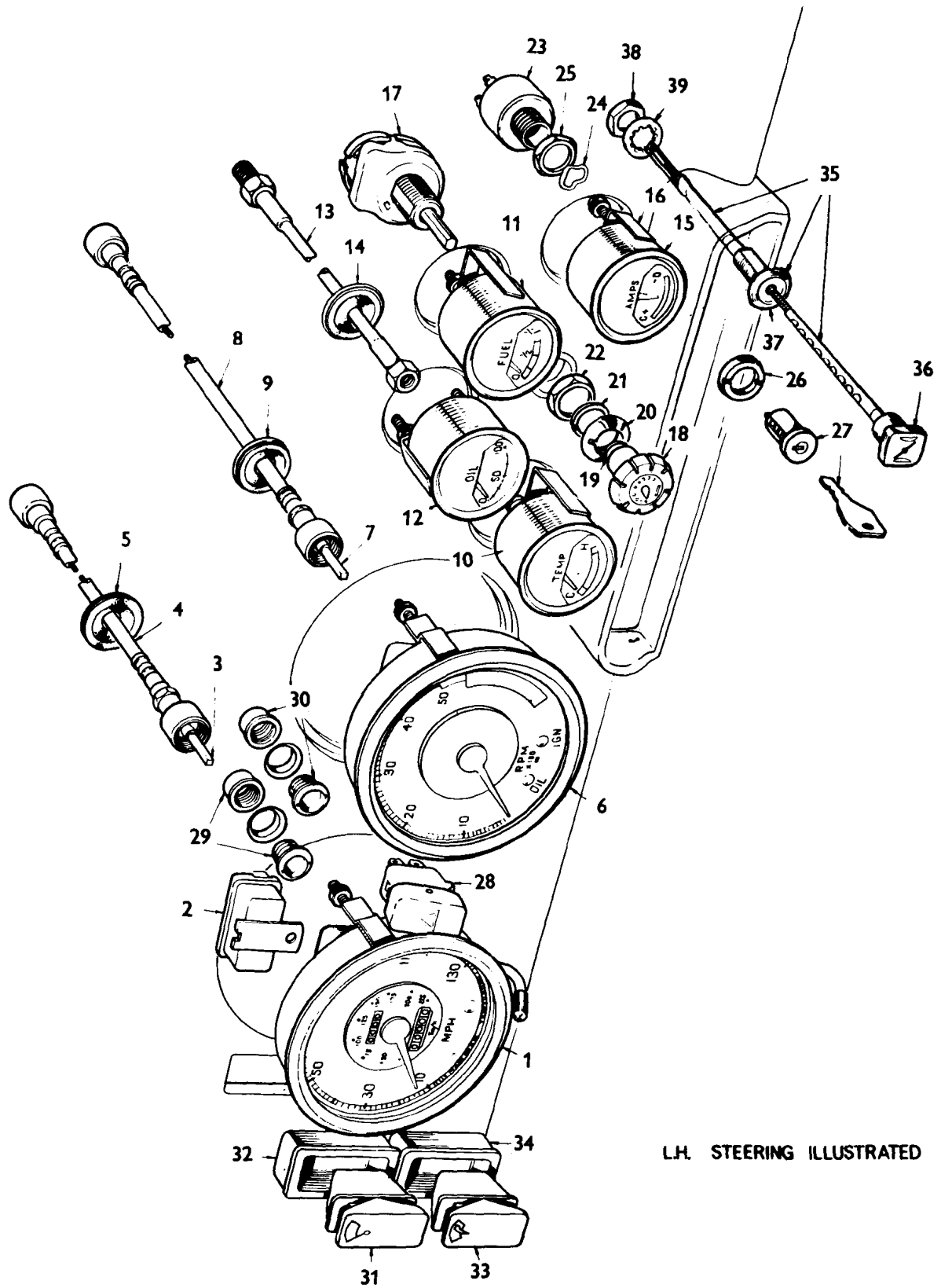
PLATE BE

B1627
TR6

ELECTRICAL EQUIPMENT

Plate No.	Part No.	Description	No. per unit	Remarks
	158452	WINDSCREEN WASHER SWITCH	1	U.S.A. Markets fitted from Comm.No. CC75001
	148418	WINDSCREEN WASHER SWITCH	1	All markets except USA
BE34	148437	ESCUTCHEON, washer switch	1	Fitted up to Comm.No.CF.1
	159894	WIPER/WASHER SWITCH, IDENTIFICATION LIGHT	1	Fitted from Comm.No.CF.1
	725374	KNOB	1	} Fitted from Comm.No.CF.1
	622682	NUT, SPACER, screenwasher attachment	1	
	621510	SPACER, screenwasher attachment	1	
	622443	BEZEL, screenwasher pump	1	
	616048	P.V.C. WASHER	1	
		CHOKE CONTROL For details see Acceleration control section		P.I. model only
	150380	SWITCH, MASTER LIGHT	1	} Fitted from Comm.No.CR.1
	148437	ESCUTCHEON, Master light switch	1	
	159716	DUAL LEVEL RELAY	1	
	HN2005	NUT, Dual level relay to parcel	2	
	WLO205	WASHER, lock	2	
	WPO005	WASHER	4	
	HU0505	SCREW, set	2	
BE35	214672	CHOKE CONTROL ASSEMBLY	1	Carburettor only. Fitted up to
	218301	CHOKE CONTROL ASSEMBLY (CARB.)	1	Carburettor only. Fitted from
	145890	CLEAT, cable securing	1	
BE36	712907	KNOB, choke control	1	Carburettor model only Fitted up to
	725373	KNOB, choke control (Carb)	1	Fitted from
BE37	146987	BEZEL	1	Carburettor model only
BE38	515789	NUT, lock	1	

Note:- Items marked thus † are available on our Factory Exchange Unit Scheme



L.H. STEERING ILLUSTRATED

PLATE BE

B1027
TR6

ELECTRICAL EQUIPMENT

Plate No.	Part No.	Description	No. per Unit	Remarks
BE39	WN0711	WASHER, shakeproof, internal	1	Fitted from Body No. 513999CP R.H.S. and Body No. 52328CP L.H.S.
	153052	SWITCH inertia	1	
	153109	CLIP, switch inertia	1	
	KX4504	SCREW, set securing inertia switch in clip	2	For use with 311715 Main Harness R.H.S. See Page 95
	WP0005	WASHER, plain Securing inertia switch in clip	2	
	WL0205	WASHER, lock Securing inertia switch in clip	2	
	HN2005	NUT, Securing inertia switch in clip	2	Fitted from Comm. No. CF.1
	UKC.1063	CLIP, bulb holder	1	
	632802	BRACKET, angle, bulb holder	2	

Note:- Items marked thus † are available on our Factory Exchange Unit Scheme

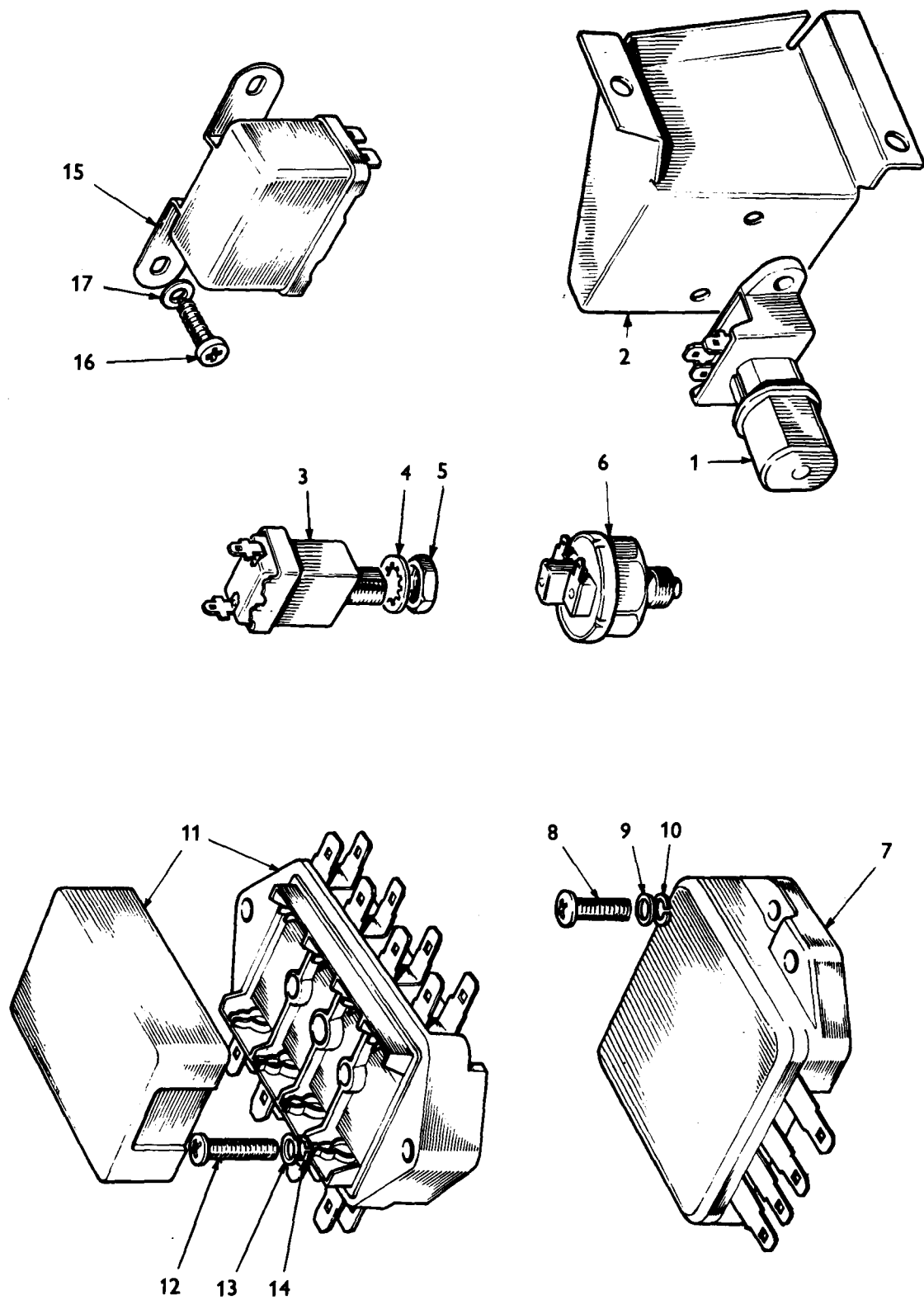


PLATE BF

ELECTRICAL EQUIPMENT

Plate No.	Part No.	Description	No. per unit	Remarks
BF1	137630	FOOT DIPPING SWITCH	1	
BF2	609384	BRACKET, dipswitch support	1	} Fitted up to Comm.No.CF.1 R.H. steering L.H. steering
	506731	SCREW, self tapping - Dipswitch to bracket	2	
	505260	NUT, fix - Dipswitch to bracket	2	
	YJ2504	SCREW, self tapping - Dipswitch to bracket	2	
	FN2045/4	NUT, fix - Dipswitch to bracket	2	
	HU0705P	SCREW, set - Fixing bracket to bulkhead	2	
	WL0207	WASHER, lock - Fixing bracket to bulkhead	2	
	HU0505	SCREW, set - Blanking holes in bulkhead centre panel	2	
	WP0138	WASHER, plain - Blanking holes in bulkhead centre panel	2	
BF3	134529	STOP LAMP SWITCH	1	
BF4	WN0711	WASHER, shakeproof - Stop lamp switch to pedal mounting box	1	
BF5	JN2111	NUT, jam - Stop lamp switch to pedal mounting box	1	
BF6	127380	REVERSE LAMP SWITCH	1	Fitted up to
	UKC.0930	REVERSE LAMP SWITCH	1	Fitted from
BF7	148416	CONTROL BOX	1	
BF8	PX0505	SCREW, set - Securing control box to valance	2	
BF9	WP0005	WASHER, plain - Securing control box to valance	2	
BF10	WL0205	WASHER, lock - Securing control box to valance	2	
BF11	148570	FUSE BOX	1	} 2 fitted, 2 spare
	58465	FUSE, 35	4	
BF12	PX0512	SCREW, set - Fuse box attachment	2	
BF13	WP0005	WASHER, plain - Fuse box attachment	2	
BF14	WL0205	WASHER, lock - Fuse box attachment	2	
BF15	142169	IGNITION RELAY	1	
BF16	YZ3503	SCREW, set - Relay to wheelarch closing panel	1	
BF17	WP0005	WASHER, plain - Relay to wheelarch closing panel	2	

Note:- Items marked thus † are available on our Factory Exchange Unit Scheme

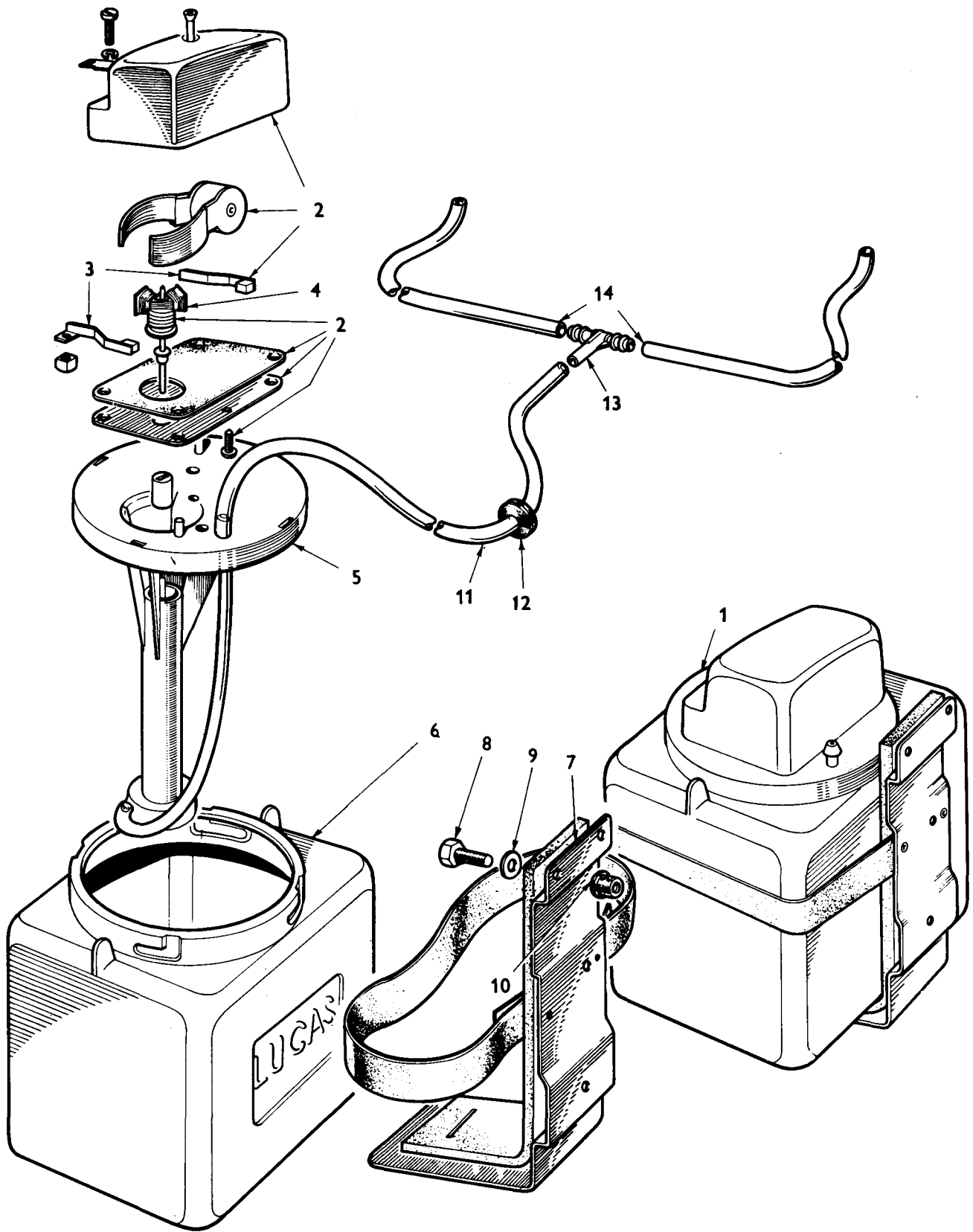


PLATE BG

B1640
TR6

ELECTRICAL EQUIPMENT

Plate No.	Part No.	Description	No. per unit	Remarks
	218949	BODY HARNESS (SINGLE LEVEL) All markets except U.S.A.	1	P.I. Model fitted from up to
	215412	BODY HARNESS	1	Carburettor model only Fitted up to CC75000
	218321	BODY HARNESS	1	U.S.A. Markets fitted from CC75001 up to Comm No. CF.1
	218950	BODY HARNESS L.H.S. (U.S.A. only)	1	Fitted from Comm.No.CF.1
	215413	BODY HARNESS	1	P.I. model only
	308796	MAIN HARNESS - R.H.S.	1	Fitted up to CC and CP50,000
	311310	MAIN HARNESS - R.H.S.	1	All markets except U.S.A. Fitted from CP50,001 up to CP.....
	313180	MAIN HARNESS - R.H,S.	1	P.I. Model fitted from Comm. No. CR.1
	311715	MAIN HARNESS - R.H.S.	1	Fitted from Body No. 52328CP LHS, Body No. 51399CP RHS. All markets except U.S.A.
	308795	MAIN HARNESS - L.H.S.	1	Fitted up to CC and CP50,000
	311311	MAIN HARNESS - L.H.S.	1	All markets except U.S.A. Fitted from CP50,001 up to Comm. No. CF.
	313179	MAIN HARNESS - L.H.S.	1	P.I. Model fitted from Comm. No. CR.1
	311261	MAIN HARNESS - L.H.S. (Audible buzzer type)	1	U.S.A. type markets only Fitted from CC50,001 up to CC75000

Note:- Items marked thus † are available on our Factory Exchange Unit Scheme

ELECTRICAL EQUIPMENT

Plate No.	Part No.	Description	No. per unit	Remarks
BG1	215822	ELECTRIC WINDSCREEN WASHER ASSEMBLY	1	
	514212	MOTOR AND PUMP assembly	1	
BG2	514209	MOTOR	1	
BG3	514210	BRUSH SET	1	
BG4	514211	ARMATURE	1	
BG5	518263	COVER AND PUMP	1	
BG6	518264	BOTTLE	1	
BG7	518265	BRACKET, mounting and strap assembly	1	
BG8	HU0506	SCREW, set-Mounting bracket to bulkhead	3	
BG9	502452	WASHER, plain - Mounting bracket to bulkhead	3	
BG10	566293	RAWL NUT - Mounting bracket to bulkhead	3	
BG11	604148	TUBE, delivery, bottle to 'T' piece	A/R	in feet
BG12	61917	GROMMET, on delivery tube	1	
BG13	625862	'T' PIECE	1	
BG14	604147	TUBE, delivery, 'T' piece to jets, long	A/R	in feet
	604146	TUBE, delivery, 'T' piece to jets, short	A/R	in feet
	618120	VALVE, non return	1	
	218032	BATTERY A13 - HEAVY DUTY	1	Canada only
	517579	BATTERY, 12 VOLT, 58 AMP (DRY)	1	Fitted up to Comm. No. CC77538, CP.75376
	520489	BATTERY A11	1	Fitted from Comm. No. CC.77539, CP.75377
	610798	ROD, battery fixing	2	Fitted from Comm. No. CC31910 and CP53822
	613051	ROD, battery fixing	2	(For Use with Heavy Duty Batteries)
				Fitted up to
	821419	TRAY, battery (U.S.A. only)	1	
	618434	ROD, fixing, battery	2	Fitted from
	603559	CLIP, drain pipe to bulkhead(U.S.A. only)	1	
	631700	PIPE, drain, battery tray(U.S.A. only)	1	
	157910	STRAP, battery	1	
	157740	STRAP, battery	1	(For Use with Heavy Duty Batteries)
	WP0127	WASHER, plain - Rod, battery fixing	2	
	601898	ANGLE, battery retaining	1	
	YN2907	NUT, nyloc - Retaining angle to rod	2	
	WM0057	WASHER - Retaining angle to rod	2	
	602945	RUBBER, battery shelf	4	

Note:- Items marked thus † are available on our Factory Exchange Unit Scheme

ELECTRICAL EQUIPMENT

Plate No.	Part No.	Description	No. per Unit	Remarks
	312295	MAIN HARNESS - L.H.S.-AUDIBLE BUZZER TYPE	1	U.S.A. Markets fitted from CC75001 up to Comm. No. CF.1
	313183	MAIN HARNESS (U.S.A. only) L.H.S.	1	Fitted from Comm.No.CF.1
	145891	CLIP, fir tree-Body Harness to Harness	1	Fitted from Body No. 57207CC
	147777	EXTENSION, reverse light switch	1	Fitted up to CC75000 U.S.A. Markets
	147777	EXTENSION, reverse light switch	1	All markets except U.S.A. Fitted from CC and CP 75001
	158338	HARNESS, gearbox - Safety Belts	1	All markets. Fitted from CC.75001
	141037	LEAD, extension, reverse light switch	1	Fitted from
	149967	LEAD, extension, warning light switch	1	P.I. model only
	147382	BLADE, earth, Lucar, on body panels	A/R	} Fitted from Comm. No. CF.1
	147381	CAP, protecting earth blades	A/R	
	508185	CLIP, cable	1	P.I. model only
	603559	CLIP, wiring	8	
	133207			
	137216	SLEEVE, wiring clip	A/R	
	503213	(various)		
	504806			
	123759	BLADE, earth, wiper motor	1	
	145890	CLEAT, cable	A/R	
	510691	CLIP, cable	A/R	
	551490	CLIP, cable	A/R	
	102137	CLIP, cable	A/R	
	508726	CLIP, cable	A/R	
	505155	CLIP, cable	A/R	
	609629	CLIP, harness locking type steering	1	
	59810	BULB, instrument and panel illumination	13	
	149967	EXTENSION, brake, warning light actuator	1	Carburettor model only
	611227	CLIP, cable, temp. transmitter lead	1	
	100148	'P' CLIP, alternator cables	1	
	516257	'P' CLIP, extension lead to gearbox top cover bolt	1	Fitted up to
	505031	'P' CLIP, extension lead to gearbox top cover bolt	1	Fitted from

Note:- Items marked thus † are available on our Factory Exchange Unit Scheme

ELECTRICAL EQUIPMENT

Plate No.	Part No.	Description	No. per Unit	Remarks
ENGINE LEADS DETAILS				
	125957	LEAD, coil to distributor	1	Fitted up to Comm. No. CF.1. Not required when 'AC Delco' distributor is fitted
	518688	LEAD, Coil to Distributor	1	Fitted from Comm. No. CF.1
	131116	LEAD, engine to earth	1	
	516508	LEAD, battery, negative to earth	1	
	517081	LEAD, battery, positive to solenoid	1	Fitted up to Comm.No. CF.1
	159805	LEAD, battery, positive to solenoid	1	Fitted from Comm. No. CF.1
	134301	LEAD, earth, steering box to rack 'U' bolt	1	
	WNO708	WASHER - fitted with steering box earth lead	1	
	WNO709	WASHER, shakeproof - fitted with steering box earth lead	1	
	HU0905	SCREW, set - Engine earth lead attachments	1	
	WE0609	WASHER, shakeproof - Engine earth lead attachments	1	
	HU0805P	SCREW, set - Engine earth lead to body	1	
	WLO208	WASHER, lock - Engine Earth lead to body	1	
	508185	CLIP - cable - securing leads	1	
	145890	CLEAT - securing leads	4	
	518903	BOLT, battery lug - securing leads to battery	2	} Fitted from up to Comm. No. CF.1
	518904	Nut, battery lug - securing leads to battery	2	
	150640	CONNECTOR BLOCK	1	} Fitted up to CC.75000
	554407	RIVET, securing connector block	2	

Note:- Items marked thus † are available on our Factory Exchange Unit Scheme

BODY AND FITTINGS

Plate No.	Part No.	Description	No. per unit	Remarks
	575593	BODY COMPLETE (PAINTED & TRIMMED) - WITH SEATS - R.H.S. - Hard Top only	1	Fitted up to Comm. No. T 1 CR
	577638	BODY COMPLETE (PAINTED & TRIMMED) - WITH SEATS - R.H.S. - Hard Top only	1	Fitted from Comm. No. T 1 CR
	575594	BODY COMPLETE (PAINTED & TRIMMED) - WITH SEATS - L.H.S. - Hard Top only	1	Fitted up to Comm. No. T 1 CR
	577640	BODY COMPLETE (PAINTED & TRIMMED) - WITH SEATS - L.H.S. - Hard Top only	1	Petrol injection models Fitted from Comm. No. T 1 CR
	575231	BODY COMPLETE (PAINTED & TRIMMED) - WITH SEATS - R.H.S. - Soft Top only	1	Fitted up to Comm. No. T 1 CR
	577656	BODY COMPLETE (PAINTED & TRIMMED) - WITH SEATS - R.H.S. - Soft Top only	1	Fitted from Comm. No. T 1 CR
	575232	BODY COMPLETE (PAINTED & TRIMMED) - WITH SEATS - L.H.S. - Soft Top only	1	Fitted up to Comm. No. T 1 CR
	577658	BODY COMPLETE (PAINTED & TRIMMED) - WITH SEATS - L.H.S. - Soft Top only	1	Fitted from Comm. No. T 1 CR
	575595	BODY COMPLETE (PAINTED & TRIMMED) - WITH SEATS - L.H.S. - Hard Top only	1	Fitted up to Comm. No. T 1 CF
	577642	BODY COMPLETE (PAINTED & TRIMMED) - WITH SEATS - L.H.S. - Hard Top only	1	Carburettor models Fitted from Comm. No. T 1 CF
	575233	BODY COMPLETE (PAINTED & TRIMMED) - WITH SEATS - L.H.S. - Soft Top only	1	Fitted up to Comm. No. T 1 CF
	577660	BODY COMPLETE (PAINTED & TRIMMED) - WITH SEATS - L.H.S. - Soft Top only	1	Fitted from Comm. No. T 1 CF

The above units comprising:- Body shell complete with bonnet, doors and trunk lid, painted; Body shell to be fitted with radiator grille, body mouldings, wing beads, chrome finishers, grommets, blanking plugs, wiring harness, sealing rubbers, hooks, gearbox cover, petrol tank millboard, trunk floor millboard, spare wheel stowage details and tool stowage straps; Bonnet to be fitted with catches, stay, buffers, medallion and letters; Doors to be fitted with glass, locks, window regulators, handles and trim details; Trunk lid to be fitted with handle, lock, stay, letters and medallion; Windscreen painted, glazed and trimmed; Seats; Carpets;

Note:- Front floor rubber mats or carpets and propellor shaft tunnel carpets are not supplied in the above assemblies and are subject to separate order.

Note:- Items marked thus † are available on our Factory Exchange Unit Scheme

413 BODY AND FITTINGS

Plate No.	Part No.	Description	No. per unit	Remarks
	575596	BODY COMPLETE (PAINTED & TRIMMED) - LESS SEATS - R.H.S. - Hard Top only	1	Fitted up to Comm. No. T 1 CR
	577644	BODY COMPLETE (PAINTED & TRIMMED) - LESS SEATS - R.H.S. - Hard Top only	1	Fitted from Comm. No. T 1 CR
	575597	BODY COMPLETE (PAINTED & TRIMMED) - LESS SEATS - L.H.S. - Hard Top only	1	Fitted up to Comm. No. T 1 CR
	577645	BODY COMPLETE (PAINTED & TRIMMED) - LESS SEATS - L.H.S. - Hard Top only	1	Petrol injection models Fitted from Comm. No. T 1 CR
	575590	BODY COMPLETE (PAINTED & TRIMMED) - LESS SEATS - R.H.S. - Soft Top only	1	Fitted up to Comm. No. T 1 CR
	577635	BODY COMPLETE (PAINTED & TRIMMED) - LESS SEATS - R.H.S. - Soft Top only	1	Fitted from Comm. No. T 1 CR
	575591	BODY COMPLETE (PAINTED & TRIMMED) - LESS SEATS - L.H.S. - Soft Top only	1	Fitted up to Comm. No. T 1 CR
	577636	BODY COMPLETE (PAINTED & TRIMMED) - LESS SEATS - L.H.S. - Soft Top only	1	Fitted from Comm. No. T 1 CR
	575598	BODY COMPLETE (PAINTED & TRIMMED) - LESS SEATS - L.H.S. - Hard Top only	1	Fitted up to Comm. No. T 1 CF
	577646	BODY COMPLETE (PAINTED & TRIMMED) - LESS SEATS - L.H.S. - Hard Top only	1	Carburettor models Fitted from Comm. No. T 1 CF
	575592	BODY COMPLETE (PAINTED & TRIMMED) - LESS SEATS - L.H.S. - Soft Top only	1	Fitted up to Comm. No. T 1 CF
	577637	BODY COMPLETE (PAINTED & TRIMMED) - LESS SEATS - L.H.S. - Soft Top only Comprising details listed above, less seats.	1	Fitted from Comm. No. T 1 CF
	575675	BODY SHELL - PRIME FINISH - R.H.S. (Complete with doors, trunk lid and bonnet)	1	Fitted up to Body No. 50000CC and CP

Note:- Items marked thus † are available on our Factory Exchange Unit Scheme

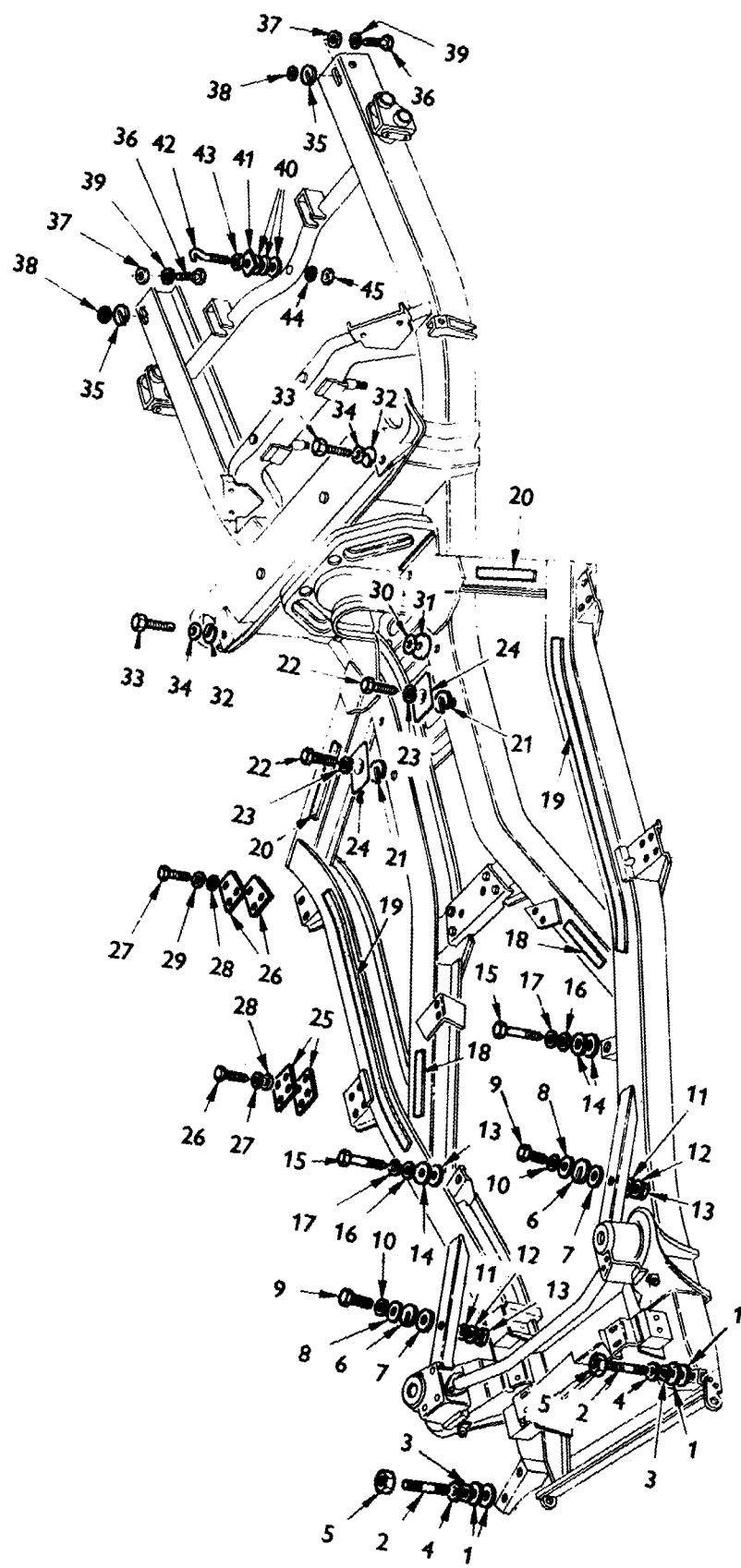


PLATE BH

B1454
TR6

BODY AND FITTINGS

Plate No.	Part No.	Description	No. per Unit	Remarks
	575807	BODY SHELL - PRIME FINISH - R.H.S. (Complete with doors, trunk lid and bonnet)	1	Fitted from Body No. 50001CC and CP
	575676	BODY SHELL - PRIME FINISH - L.H.S. (Complete with doors, bonnet and trunk lid)	1	Fitted up to Body No. 50000CC and CP
	575808	BODY SHELL - PRIME FINISH - L.H.S. (Complete with doors, trunk lid and bonnet)	1	Fitted from Body No. 50001CC and CP
	575677	BODY SHELL - PRIME FINISH - R.H.S. (Less doors, trunk lid and bonnet)	1	Fitted up to Body No. 50000CC and CP
	575809	BODY SHELL - PRIME FINISH - R.H.S. (Less doors, trunk lid and bonnet)	1	Fitted from Body No. 50001CC and CP
	575678	BODY SHELL - PRIME FINISH - L.H.S. (Less doors, bonnet and trunk lid)	1	Fitted up to Body No. 50000CC and CP
	575810	BODY SHELL - PRIME FINISH - L.H.S. (Less doors, trunk lid and bonnet)	1	Fitted from Body No. 50001CC and CP
	574244	BODY MOUNTING PACK (To be supplied with each replacement body or shell, when despatched)	1	
BH1	601994	PAD, mounting, front	4	
BH2	143472	STUD - Body mounting front	2	
BH3	WP0136	WASHER, plain - Body mounting front	2	
BH4	WL0209	WASHER, lock - Body mounting front	2	
BH5	HN2009	NUT - Body mounting front	2	
BH6	CD26326	PAD, mounting (Alum) - Front side brace	2	
BH7	608836	PAD, mounting, rubber/canvas - Front side brace member	2	
BH8	601994	PAD, mounting, rubber/canvas - Front side brace member	2	
BH9	HU0920	SCREW, set - Body mounting side brace member attachment	2	
BH10	WM0079	WASHER, plain - Body mounting side brace member attachment	2	
BH11	WP0009	WASHER, plain - Body mounting side brace member attachment	2	

Note:- Items marked thus † are available on our Factory Exchange Unit Scheme

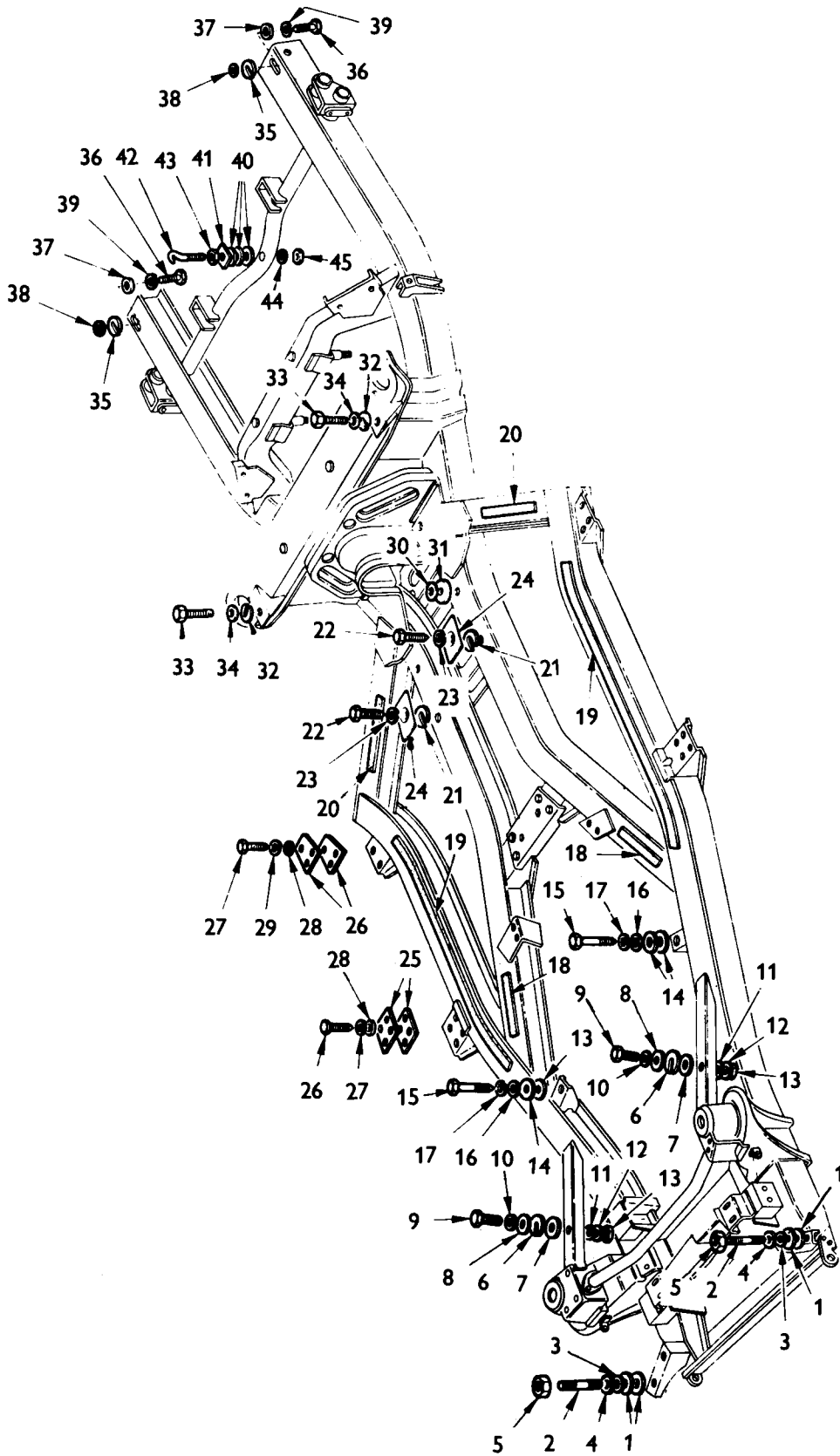


PLATE BH

BODY AND FITTINGS

Plate No.	Part No.	Description	No. per Unit	Remarks
BODY MOUNTING PACK - continued				
BH12	WL0209	WASHER, lock - Body mounting side brace member attachment	2	
BH13	HN2009	NUT - Body mounting side brace member attachment	2	
BH14	601994	PAD, mounting, rubber/canvas, cruciform front member	4	
BH15	HU0811D	SCREW, set - Body mounting cruciform front member	2	
BH16	WP0185	WASHER, plain - Body mounting cruciform front member	2	
BH17	WL0208	WASHER, lock - Body mounting cruciform front member	2	
BH18	601995/4	STRIP, protection - Cruciform front member, side members, front cruciform rear member	A/R	
BH19	601995/3	STRIP, protection - Cruciform front member, side members, front cruciform rear member	A/R	
BH20	601995/4	STRIP, protection - Cruciform front member, side members, front cruciform rear member	A/R	
BH21	CD26326	PAD, mounting, alum - Cruciform rear member	2	
BH22	HU0811D	SCREW, set - Mounting cruciform rear member	2	
BH23	WL0208	WASHER, lock - Mounting cruciform rear member	2	
BH24	619585	PLATE, reinforcing - Mounting cruciform rear member	2	
BH25	611732	PAD, mounting, tube ends, front	4	
BH26	616613	PAD, mounting, rubber/canvas, sill, rear	4	
BH27	HU0811D	SCREW, set - Sidemember sill brackets - Front and rear	14	
BH28	WP0185	WASHER, plain - Sidemember sill brackets - Front and rear	14	
BH29	WL0208	WASHER, lock - Sidemember sill brackets - Front and rear	14	
BH30	601994	PAD, mounting, rubber/canvas - Between floor and outer chassis member	2	
BH31	608836	PAD, mounting, rubber/canvas - Between floor and outer chassis member	2	

Note:- Items marked thus † are available on our Factory Exchange Unit Scheme

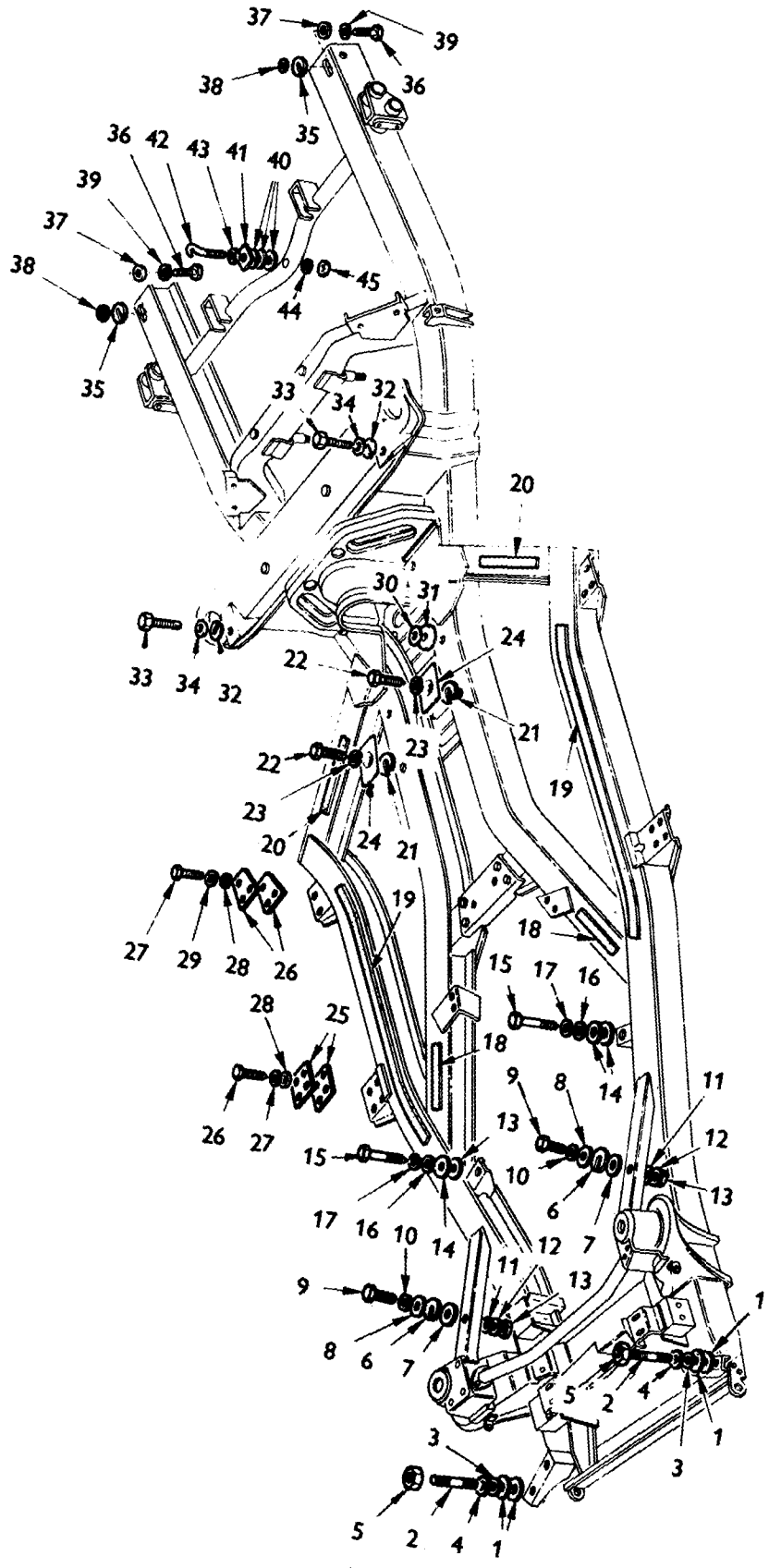


PLATE BH

81454
TR6

BODY AND FITTINGS

Plate No.	Part No.	Description	No. per Unit	Remarks
BODY MOUNTING PACK - continued				
BH32	CD26326	PAD, mounting, rear crossmember suspension (Alum)	2	
BH33	HU0911P	SCREW, set - Body mounting, rear suspension crossmember (Alum)	2	Alternative
	HU0914	SCREW, set - Body mounting, rear suspension crossmember (Alum)	2	Alternative
BH34	WP0164	WASHER, plain - Body mounting, rear suspension crossmember (Alum)	2	
BH35	CD26326	PAD, mounting, rear (Alum)	2	
BH36	HU0810P	SCREW, set - Body mounting, rear	2	
BH37	WP0019	WASHER, plain - Body mounting, rear	2	
BH38	WP0185	WASHER, plain - Body mounting, rear	2	
BH39	WL0208	WASHER, lock - Body mounting, rear	2	
BH40	601994	PAD, mounting, spare wheel pan - Body mounting spare wheel pan	3	
BH41	611875	PLATE, reinforcing spare wheel pan - Body mounting spare wheel pan	1	
BH42	650017	BOLT, hook, lower - Body mounting spare wheel pan	1	
BH43	YN2908	NUT, nyloc, on hook bolt, bottom end - Body mounting spare wheel pan	1	
BH44	WP0008	WASHER, plain - Body mounting spare wheel pan	1	
BH45	HN2008	NUT, on hook bolt, top end - Body mounting spare wheel pan	1	

Note:- Items marked thus † are available on our Factory Exchange Unit Scheme

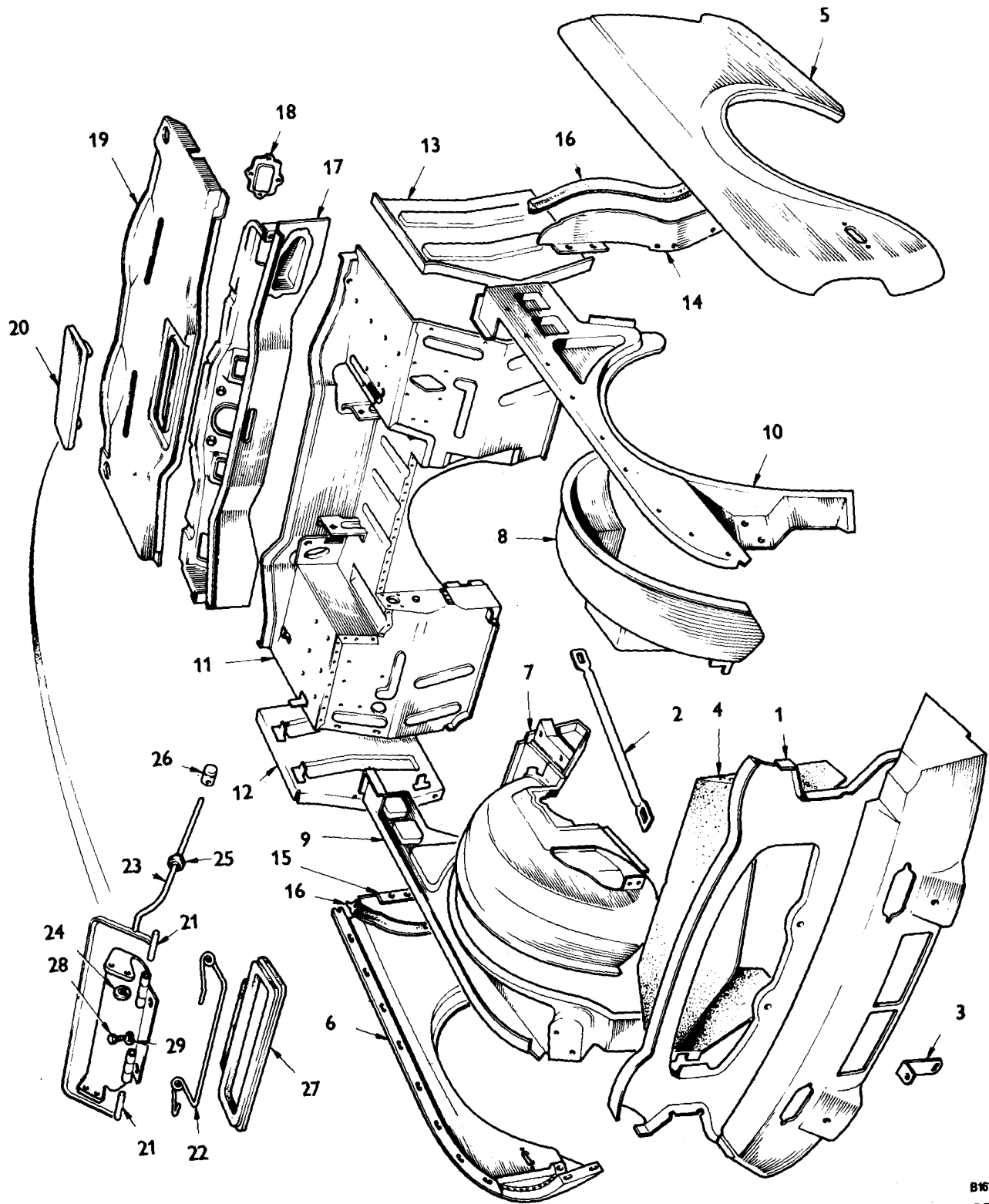


PLATE BJ

B1676
T.R.6.

BODY AND FITTINGS

Plate No.	Part No.	Description	No. per unit	Remarks
BJ1	814020	FRONT VALANCE AND APRON ASSEMBLY	1	Fitted up to Comm No. CF1
	822701	FRONT VALANCE AND APRON ASSEMBLY	1	Fitted from Comm No. CF1
	623590	RETAINER, finisher, front apron	3	
	714831	FINISHER, front apron	1	
	714769	STAY ROD, upper valance to wheelarch - R.H.	1	
BJ2	714768	STAY ROD, upper valance to wheelarch - L.H.	1	
	FZ3455/4	NUT, retainer - Stay rods to front upper valance and front wheelarch	2	
	517385	SCREW, set - Stay rods to front upper valance and front wheelarch	2	
	502450	NUT - Stay rods to front upper valance and front wheelarch	2	
	510506	WASHER, lock - Stay rods to front upper valance and front wheelarch	4	
	501795	WASHER, plain - Stay rods to front upper valance and front wheelarch	4	
BJ3	625886	BRACKET, front number plate	2	
	503623	SCREW, set - Securing front number plate bracket	2	
	506155	NUT - Securing front number plate bracket	2	
	503628	WASHER, plain - Securing front number plate bracket	2	
	505259	WASHER, lock - Securing front number plate bracket	2	
BJ4	910441	COWL assembly, air duct, radiator	1	Carburettor models
	910442	COWL assembly, air duct, radiator	1	Petrol injection models
	YX5504	SCREW, set - Securing radiator cowl	2	
	510806	WASHER, plain - Securing radiator cowl	2	
	FU2585/4	NUT, retainer - Securing radiator cowl	2	
	156809	PLATE, Steering Column Approval	1	French markets only Fitted up to Comm. No. CP.75439 For all markets except USA Fitted from Comm. No. CP.75440
	574820	RIVET, securing plate approval	2	
	158291	PLATE, approval - steering column door lock and hinge - Self Adhesive	1	
	821466	SPOILER, FRONT VALANCE	1	Fitted from Comm. No. CF1
	PX0506	No. 10 x 3/4 long unified 'X' Pan head Setscrew	5	
	WP0124	.187 x .625 outside dia. .064 thick washer	10	
	YN2905	No. 10 UNF Nyloc Nut	5	

Note:- Items marked thus † are available on our Factory Exchange Unit Scheme

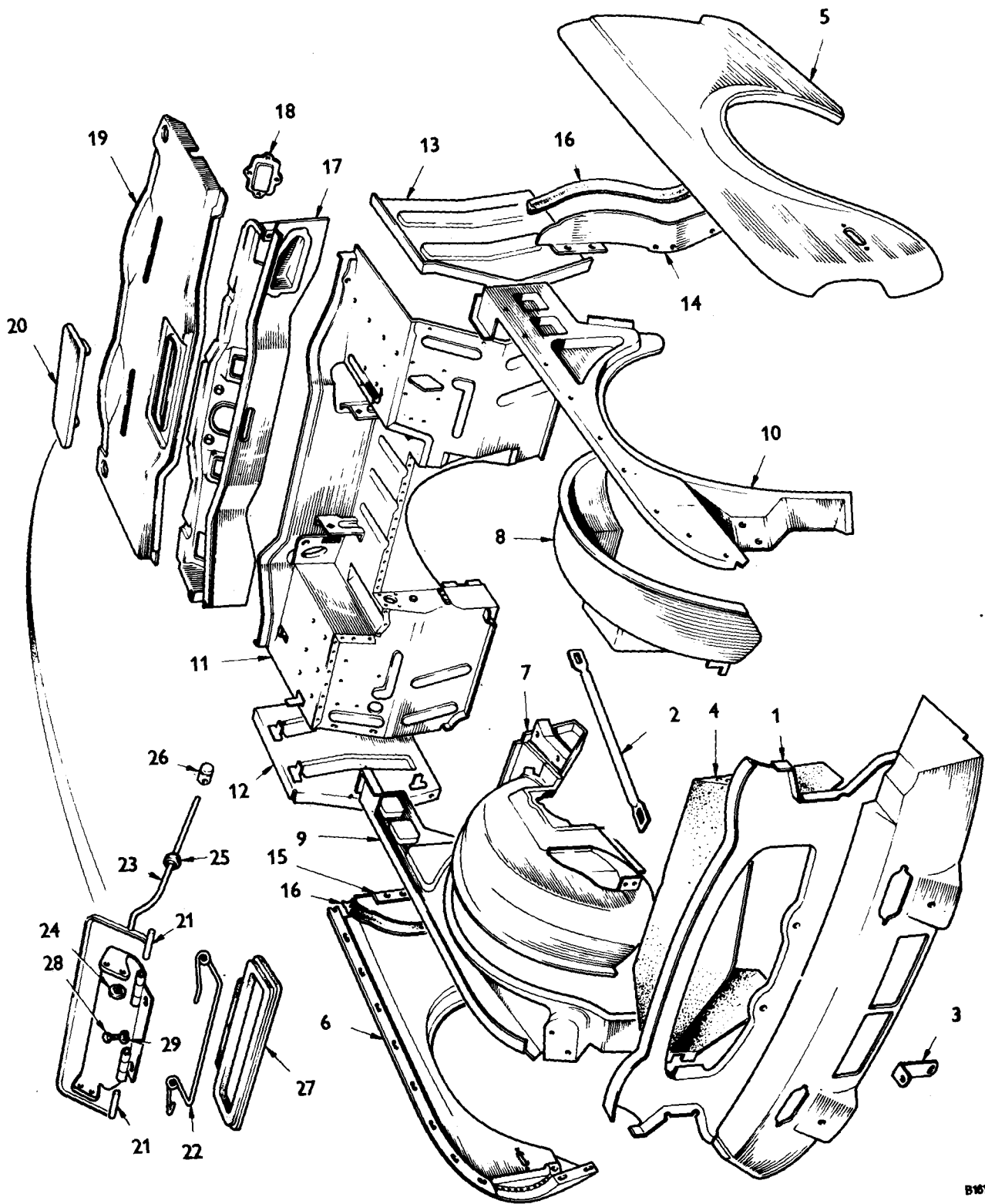


PLATE BJ

B1618
T.R.G.

BODY AND FITTINGS

Plate No.	Part No.	Description	No. per Unit	Remarks
BJ5	814016	FRONT WING ASSEMBLY - L.H.	1	
BJ6	814017	FRONT WING ASSEMBLY - R.H.	1	
	HU0706P	SCREW, set - Front wing assembly to 'A' post	6	
	WM0057	WASHER, plain - Front wing assembly to 'A' post	6	
	WQ0307	WASHER, lock - Front wing assembly to 'A' post	6	
	UL2705	BOLT - Front wing assembly to sill panel	6	
	WP0007	WASHER, plain - Front wing assembly to sill panel	6	
	FJ2407/9	NUT, spire - Front wing assembly to sill panel	6	} Alternatives
	FA3060/9	NUT, spire - Front wing assembly to sill panel	6	
	UL2705	SCREW, acme - Front wing to closing panel	16	
	FA3058	SPIRE, fix - Front wing to closing panel	16	
	623478	WASHER - Front wing to closing panel	16	
	619587	WASHER, everseal - Front wing to closing panel	16	
	UL2705	BOLT - Front wing to wheelarch	6	
	FA3058	NUT, spire - Front wing to wheelarch	6	
	WM0057	WASHER, plain - Front wing to wheelarch	6	
	619587	WASHER, everseal - Front wing to wheelarch	6	
	715393	NACELLE, Head lamp L.H.	1	
	715394	NACELLE, Head lamp R.H.	1	
		FRONT WHEELARCH AND CLOSING PANEL DETAILS		
	576478	FRONT WHEELARCH ASSEMBLY R.H. (comprising 907098, 811480, 811494, 811704, 712398 and 603559 - 1 off)	1	
BJ7	907098	FRONT WHEELARCH - R.H.	1	
	CD22869	PLUG, front wheelarch - R.H.	2	All markets other than U.S.A.
	576477	FRONT WHEELARCH ASSEMBLY L.H. (comprising 907097, 811485, 811493, 811703, 712397 and 603559 - 8 off)	1	

Note:- Items marked thus † are available on our Factory Exchange Unit Scheme

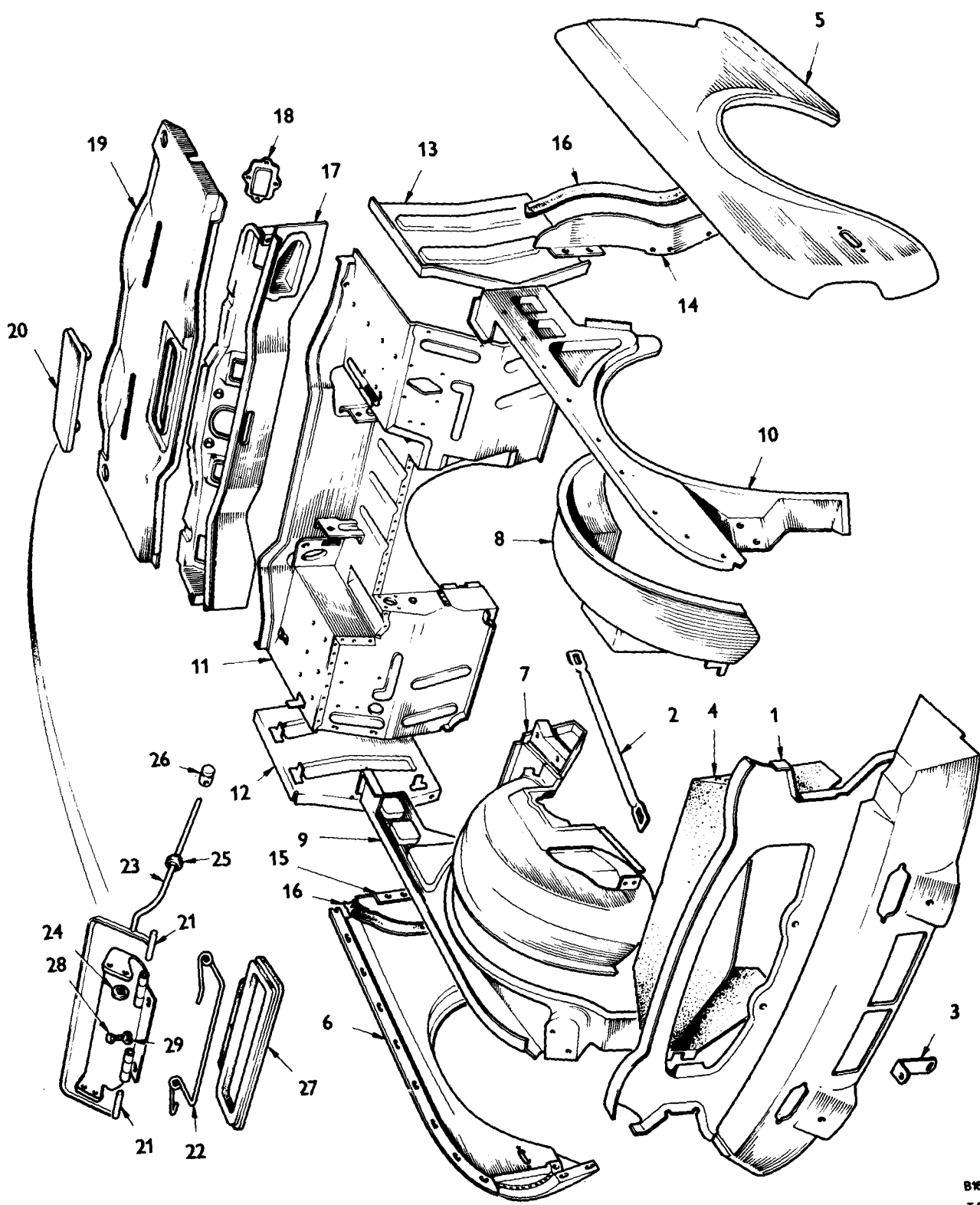


PLATE BJ

B1616
T.R.&

BODY AND FITTINGS

Plate No.	Part No.	Description	No. per Unit	Remarks
		FRONT WHEELARCH AND CLOSING PANEL DETAILS - Continued		
BJ8	907097	FRONT WHEELARCH - L.H.	1	
	811480	REINFORCEMENT, front wheelarch to bulkhead, upper - R.H.	1	
	811494	REINFORCEMENT, front wheelarch to bulkhead, lower, R.H.	1	
	811485	REINFORCEMENT, front wheelarch to bulkhead, upper - L.H.	1	
	811493	REINFORCEMENT, front wheelarch to bulkhead, lower - L.H.	1	
	811704	BRACKET, front mounting - R.H.	1	
	811703	BRACKET, front mounting - L.H.	1	
	712397	BRACKET, mounting, bulkhead reinforcement - R.H.	1	
	712398	BRACKET, mounting, bulkhead reinforcement - L.H.	1	
	750229	BRACKET, bonnet stay, front wheelarch	1	
BJ9	908357	PANEL, front wheelarch closing - R.H.	1	
BJ10	908356	PANEL, front wheelarch closing - L.H.	1	
	623589	BRACKET, body lifting, front wheelarch closing panel - R.H.	1	
	623588	BRACKET, body lifting, front wheelarch closing panel - L.H.	1	
	623585	REINFORCEMENT assembly, bonnet hinge - R.H.	1	
	623584	REINFORCEMENT assembly, bonnet hinge - L.H.	1	
	621686	BRACKET, support, relay	1	
	603559	CLIP, harness	9	
BJ11	815834	BULKHEAD ASSEMBLY - R.H.S.	1	Fitted up to
	821043	BULKHEAD ASSEMBLY - R.H.S.	1	Fitted from
	815835	BULKHEAD ASSEMBLY - L.H.S.	1	Fitted up to
	821044	BULKHEAD ASSEMBLY - L.H.S.	1	Fitted from
	N02708	NUT, clutch and brake pedal brackets	1	
	N02708	NUT, accelerator pedal bracket	1	
	610796	BRACKET, battery mounting - R.H.	1	
	611048	BRACKET, battery mounting - L.H.	1	
	625533	BRACKET assembly, wiper motor mounting	2	
	612283	GUSSET, bulkhead pocket	2	
	706313	GUSSET, dash - L.H.	1	
	650290	CLIP, wiring - On bulkhead shelf	1	

Note:- Items marked thus † are available on our Factory Exchange Unit Scheme

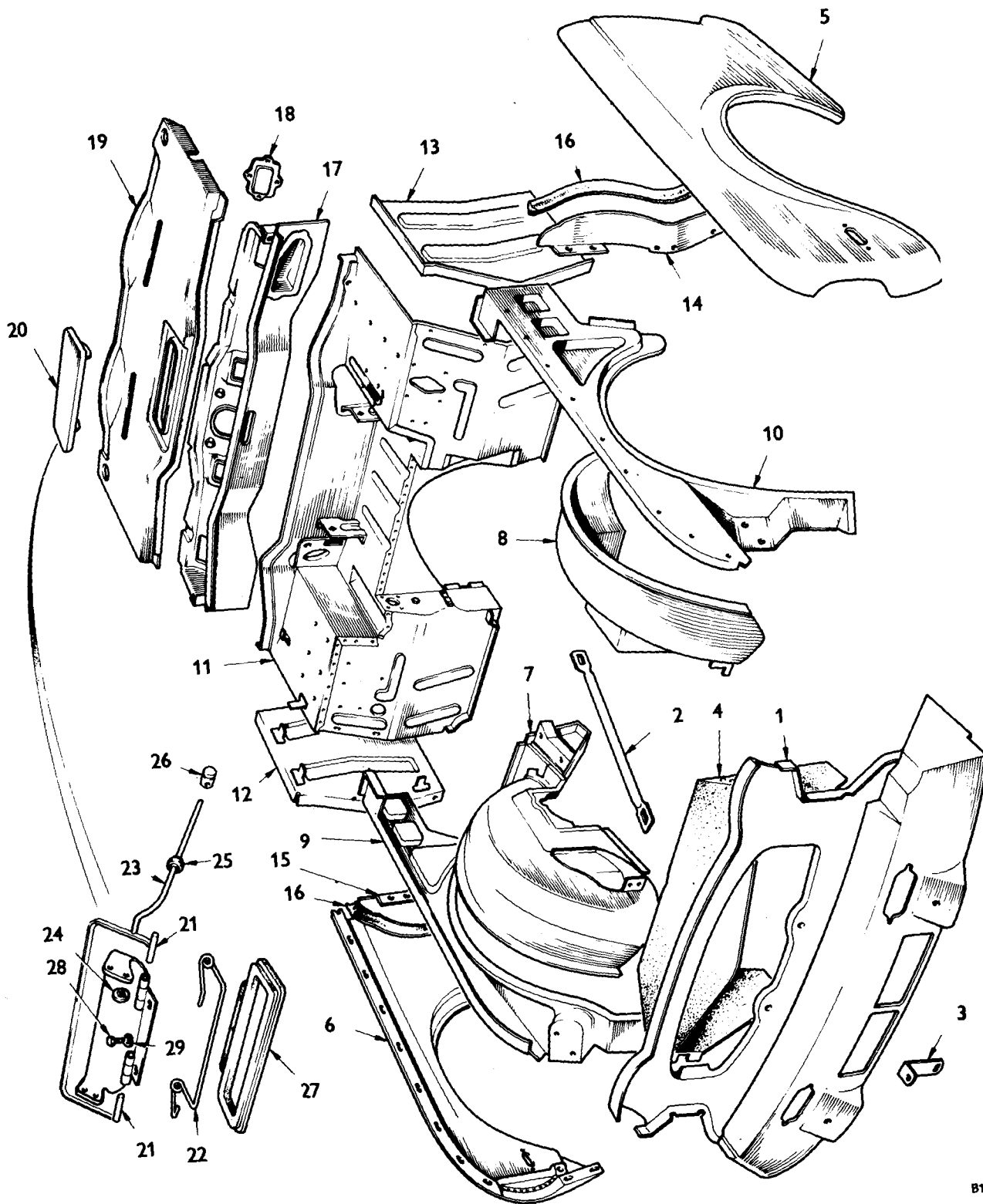


PLATE BJ

B7616
T.R.6.

BODY AND FITTINGS

Plate No.	Part No.	Description	No. per Unit	Remarks
	156807	PLATE, door lock and hinge approval	1	} French Markets only
	574820	RIVET, pop, door lock and hinge approval plate	2	
	158291	PLATE, approval to steering column and door lock and hinges, self adhesive	1	For all markets except U.S.A. Fitted from up to
	160321	PLATE, approval to steering column and door lock and hinges, seat belt anchorage and exhaust emission	1	Fitted from Carburettor and Petrol Injection
	UKC0729	PLATE, approval	1	Petrol Injection only
	UKC0908	PLATE, approval (blank) to be used when stocks of existing plates are unavailable	1	Fitted from
	574820	RIVET POP	2	Fitted from
BJ12	811986	BULKHEAD END PANEL ASSEMBLY - R.H.	1	
BJ13	811985	BULKHEAD END PANEL ASSEMBLY - L.H.	1	
	615901	BRACKET, mounting - Bonnet release	1	
	611181	BRACKET, mounting, voltage regulator	1	
BJ14	750150	PLATE, baffle, bulkhead to front wing - L.H.	1	
BJ15	750151	PLATE, baffle, bulkhead to front wing - R.H.	1	
	606389	CLIP, edge - Seal to baffle plate	6	
BJ16	650172	SEAL, rubber, baffle plate to front wings	2	
	HU0705P	SCREW, set - Baffle plate to bulkhead	5	
	WM0057	WASHER, plain - Baffle plate to bulkhead	6	
	HU0708P	SCREW, set - Baffle plate to bulkhead	1	
	HN2007	NUT - Baffle plate to bulkhead	1	
BJ17	811989	PLENUM ASSEMBLY	1	Fitted up to
	821156	PLENUM ASSEMBLY	1	Fitted from
BJ18	650159	PLATE, cover - Windscreen wiper cable access	1	
	YZ3403	SCREW, self tapping, securing cover plate	8	
BJ19	850352	SCUTTLE PANEL ASSEMBLY	1	Fitted up to
	820499	SCUTTLE PANEL ASSEMBLY	1	Fitted from

Note:- Items marked thus † are available on our Factory Exchange Unit Scheme

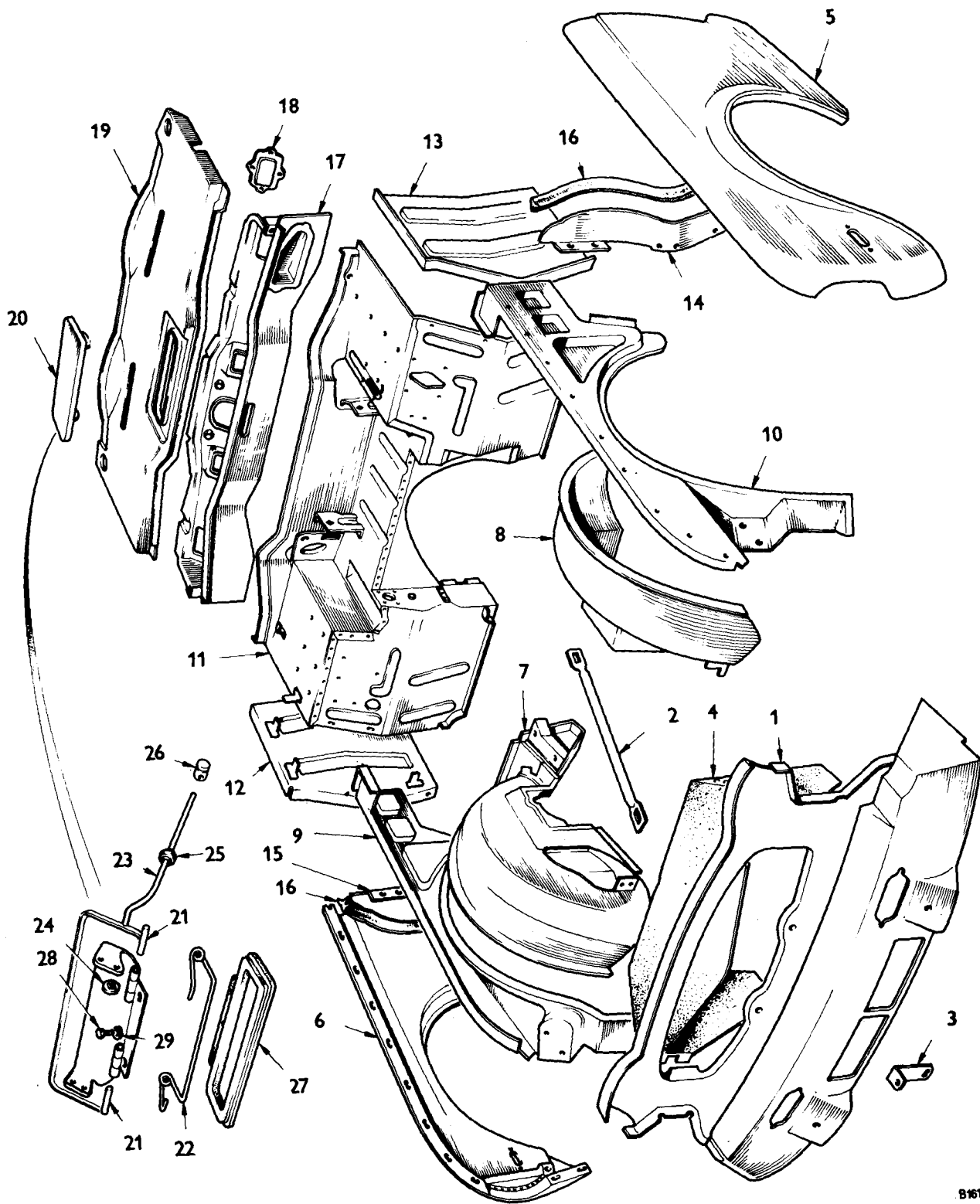


PLATE BJ

B1616
T.R.6

BODY AND FITTINGS

Plate No.	Part No.	Description	No. per Unit	Remarks
BJ20	705242	VENT LID ASSEMBLY	1	Fitted up to
BJ21	563040	PIN, hinge	2	
BJ22	611145	SPRING, vent lid	1	
BJ23	611117	ROD, vent mechanism	1	
BJ24	FR1202	NUT, fix, rod to hinge	1	
BJ25	61917	GROMMET, on vent rod	1	
BJ26	612219	CLAMP - Rod to vent lever	1	
	564832	SCREW, clamp - Rod to vent lever (See facia for vent lever)	1	
BJ27	611118	RUBBER, sealing vent	1	
BJ28	HU0503	SCREW, set - Vent lid to scuttle	3	
BJ29	WL0205	WASHER, lock - Vent lid to scuttle	3	Fitted from
	722849	GRILLE AIR INTAKE	1	
	517544	SCREW, securing grille	2	
	FU2543/9	NUT, fix, securing grille	2	

Note:- Items marked thus † are available on our Factory Exchange Unit Scheme

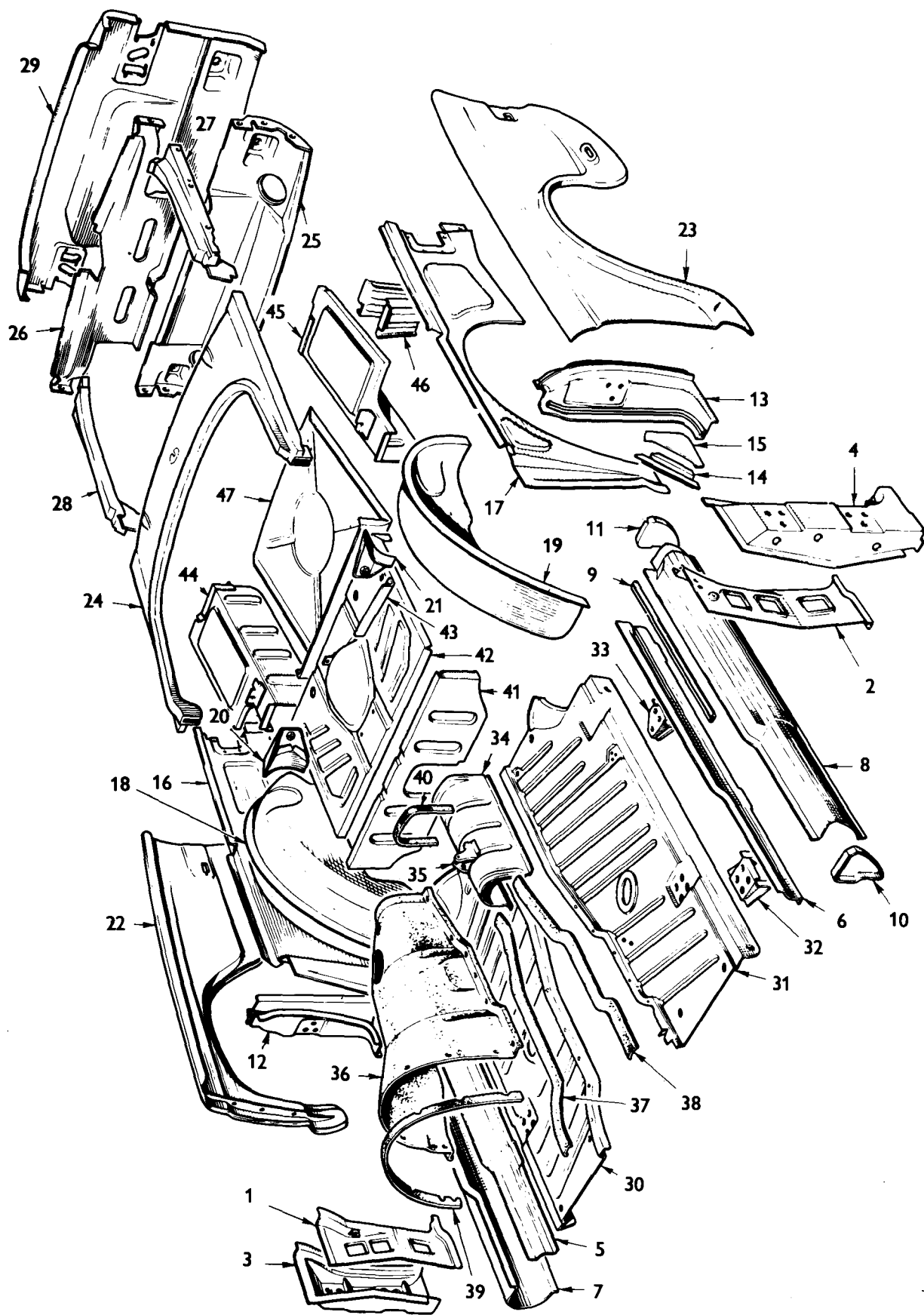


PLATE BK

BODY AND FITTINGS

Plate No.	Part No.	Description	No. per unit	Remarks
		BODY SIDE DETAILS		
BK1	850344	POST 'A', inner assembly - R.H.	1	
BK2	850343	POST 'A', inner assembly - L.H.	1	
BK3	813101	POST 'A', outer assembly - R.H.	1	
BK4	813100	POST 'A', outer assembly - L.H.	1	
	603344	SPRING, guide, check arm	2	
	556141	RIVET, spring guide attachment	4	
BK5	564807	PANEL, sill, inner assembly - R.H.	1	
BK6	850122	PANEL, sill, inner assembly - L.H.	1	
BK7	850282	PANEL, sill, outer - R.H.	1	
BK8	850281	PANEL, sill, outer - L.H.	1	
BK9	750163	RETAINER, seal, sill	2	
	750087	FILLER, sill end, front - R.H.	1	
BK10	750086	FILLER, sill end, front - L.H.	1	
	750048	FILLER, sill end, rear - R.H.	1	
BK11	750047	FILLER, sill end, rear - L.H.	1	
	619395	PLATE, packing 'A' post mounting sill bracket, front	A/R	
	YKCO309	TREAD PLATE, sill	2	} Fitted from
	575937	SCREW, self tapping	8	
BK12	817413	POST 'B' assembly - R.H.	1	
BK13	817412	POST 'B' assembly - L.H.	1	
	611572	REINFORCEMENT sill to 'B' post - R.H.	1	
BK14	611571	REINFORCEMENT sill to 'B' post - L.H.	1	
BK15	611570	GUSSET, sill to 'B' post	2	
	619396	PLATE, packing, 'B' post mounting sill bracket, front	A/R	
BK16	908353	REAR QUARTER PANEL, inner - R.H.	1	Fitted up to Body No. 50000CC and CP
	817564	REAR QUARTER PANEL, inner - R.H.	1	Fitted from Body No. 50001CC and CP
BK17	815959	REAR QUARTER PANEL, inner assembly L.H.	1	
BK18	815958	WHEELARCH assembly, rear - R.H.	1	
BK19	815957	WHEELARCH assembly, rear - L.H.	1	
BK20	650166	BRACKET, support-Tank to wheelarch-R.H.	1	
BK21	650165	BRACKET, support-Tank to wheelarch-L.H.	1	
	650294	BRACKET, side and tank millboards support	4	
	623175	BRACKET, side support - Petrol Tank casing board	1	
	750175	SUPPORT, squab side, rear	2	
	713043	BRACKET assembly, bump stop - R.H.	1	
	713042	BRACKET assembly, bump stop - L.H.	1	

Note:- Items marked thus † are available on our Factory Exchange Unit Scheme

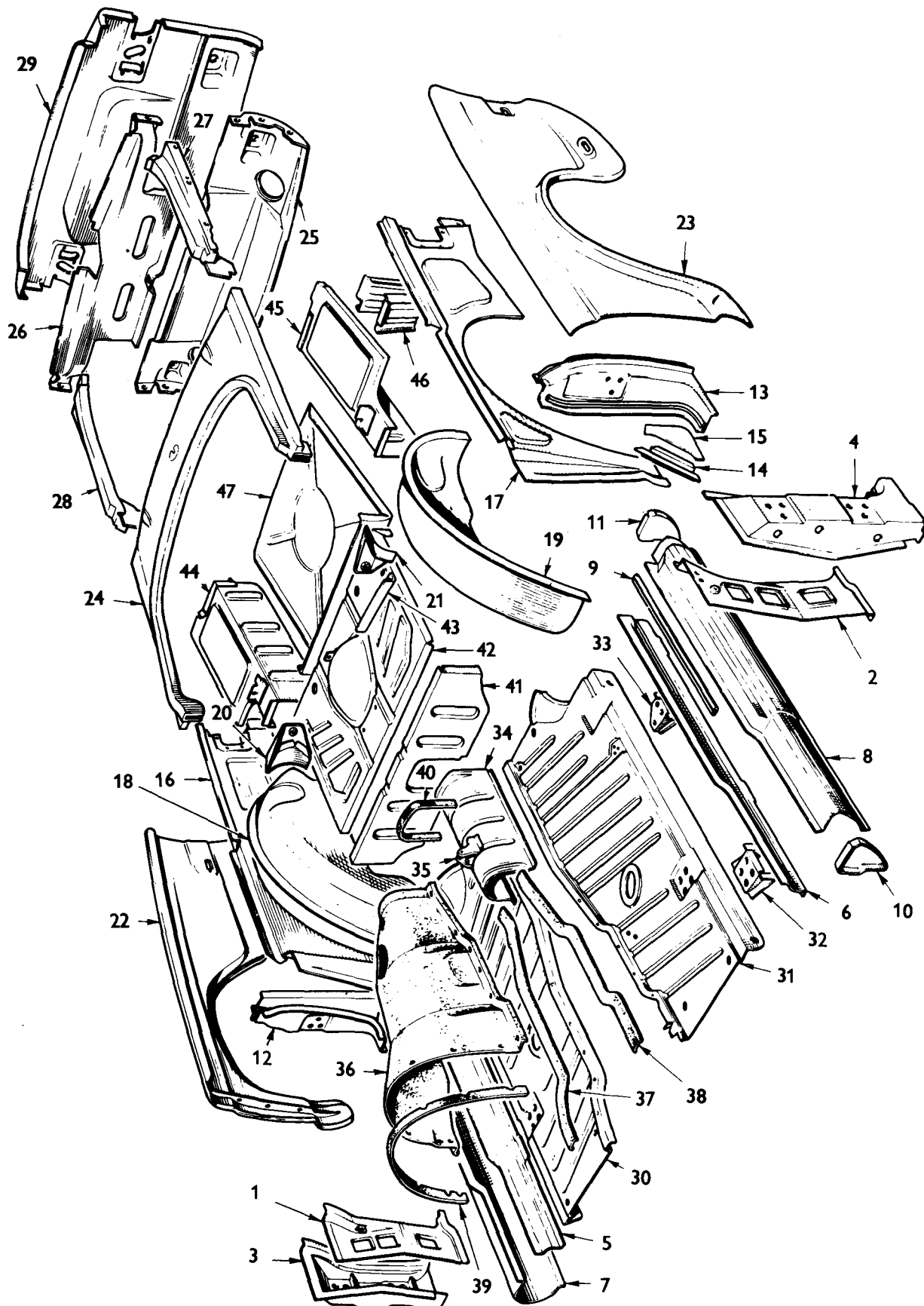


PLATE BK

BODY AND FITTINGS

Plate No.	Part No.	Description	No. per Unit	Remarks
BODY SIDE DETAILS - Continued				
	619592	TAPPED plate - Hood pivot attachment	2	
	616058	RETAINER, for tapped plate - Hood pivot attachment	2	
BK22	815520	REAR WING ASSEMBLY - R.H.	1	
BK23	815519	REAR WING ASSEMBLY - L.H.	1	
	HU0706P	SCREW, set - Securing wings to 'B' posts	6	
	516834	WASHER, plain - Securing wings to 'B' posts	6	
	WQ0307	WASHER, lock - Securing wings to 'B' posts	6	
	626716	WASHER, everseal - Securing wings to 'B' posts	6	
	UL2705	SCREW - Wing to tonneau and deck	18	
	516834	WASHER, plain - Wing to tonneau and deck	18	
	FA3058	NUT, fix - Wing to tonneau and deck	18	} Alternatives
	FA3060/9	NUT, spire - Wing to tonneau and deck	18	
	626718	WASHER, everseal - Wing to tonneau and deck	18	
	UL2705	SCREW - Wing to closing panel and rear valance	10	
	516834	WASHER, plain - Wing to closing panel and rear valance	10	
	FA3058	NUT, fix - Wing to closing panel and rear valance	10	} Alternatives
	FA3060/9	NUT, spire - Wing to closing panel and rear valance	10	
	626718	WASHER, everseal - Wing to closing panel and rear valance	10	
	626716	WASHER, everseal - Wings to sill	2	
	UL2705	SCREW - Wings to sill panel	2	
	WP0007	WASHER, plain - Wings to sill panel	2	
	FA3058	NUT, fix - Wings to sill panel	2	} Alternatives
	FA3060/9	NUT, spire - Wings to sill panel	2	
	UL2705	SCREW, set - Rear wing, rear lamp cover to closing panel	8	
	510015	WASHER - Rear wing, rear lamp cover to closing panel	8	
	518454	NUT, spire - Rear wing, rear lamp cover to closing panel	8	

Note:- Items marked thus † are available on our Factory Exchange Unit Scheme

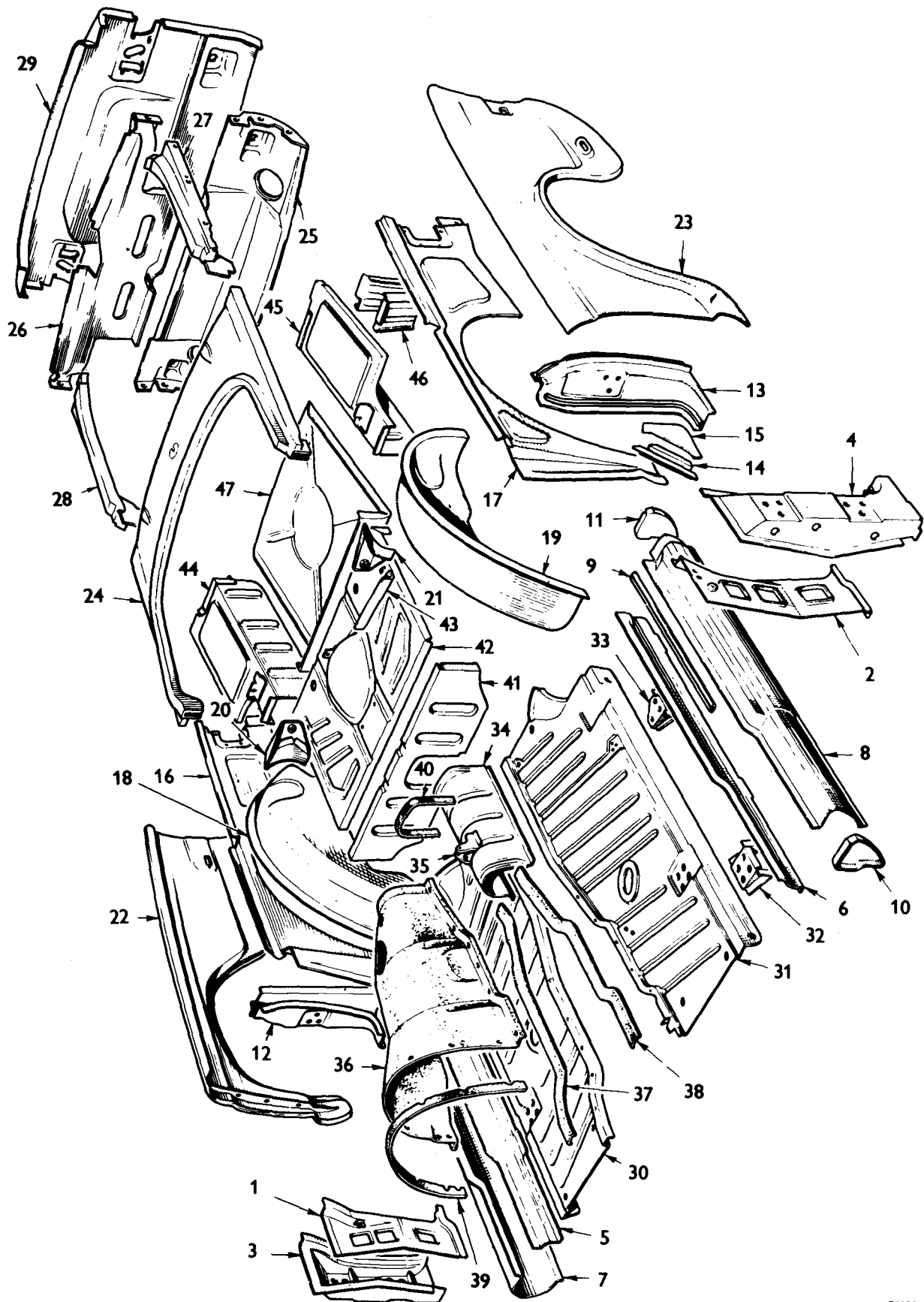


PLATE BK

BODY AND FITTINGS

Plate No.	Part No.	Description	No. per Unit	Remarks
BK24	813959	REAR DECK ASSEMBLY	1	
	813959	REAR DECK ASSEMBLY	1	U.S.A. markets fitted up to Body No.7500CC
	819929	REAR DECK ASSEMBLY	1	U.S.A. markets fitted from Body No. 75001CC
	575642	PANEL assembly, rear deck	1	
BK25	908373	PANEL, lower, closing, tonneau	1	
BK26	908370	REINFORCEMENT, upper, main apron panel	1	
BK27	815521	REAR DECK filler side assembly - L.H.	1	
BK28	815522	REAR DECK filler side assembly - R.H.	1	
	625090	GUARD, petrol filler cap	1	} Fitted from CC75001 U.S.A. Markets
	625091	SEAL, petrol filler cap guard	1	
	WPO007	WASHER, plain, Securing	2	
	WL0207	WASHER, lock Petrol Filler	2	
	502450	NUT Guard	2	
BK29	813980	REAR VALANCE ASSEMBLY	1	Fitted up to Comm. No.CF1
	822700	REAR VALANCE ASSEMBLY	1	Fitted from Comm. No.CF1
		FLOOR DETAILS		
BK30	904006	FLOOR, panel, main assembly - R.H.	1	
BK31	904005	FLOOR, panel, main assembly - L.H.	1	
BK32	750027	BRACKET, sill mounting, front	2	
	616005	BRACKET, sill mounting, rear - R.H.	1	
BK33	616004	BRACKET, sill mounting, rear - L.H.	1	
BK34	808230	TUNNEL, propellor shaft assembly	1	
	615984	WASHER, assembly, tunnel reinforcement	2	
BK35	142428	BRACKET, assembly - Handbrake lever - on propellor shaft tunnel	1	
BK36	713569	COVER, assembly, gearbox	1	
BK37	805674	SEAL, cover to floor - R.H.	1	
BK38	805673	SEAL, cover to floor - L.H.	1	
BK39	805684	SEAL, cover to bulkhead centre panel	1	
BK40	705758	SEAL, cover to propellor shaft tunnel	1	
		Note:- See page for Cover when Overdrive is fitted.		
	HU0706	SCREW, set - Securing gearbox cover to floor	10	Fitted up to
	HU0706D	SCREW, Set securing gearbox cover to floor	13	Fitted from
	612286	WASHER, plate - Securing gearbox cover to floor	7	

Note:- Items marked thus † are available on our Factory Exchange Unit Scheme

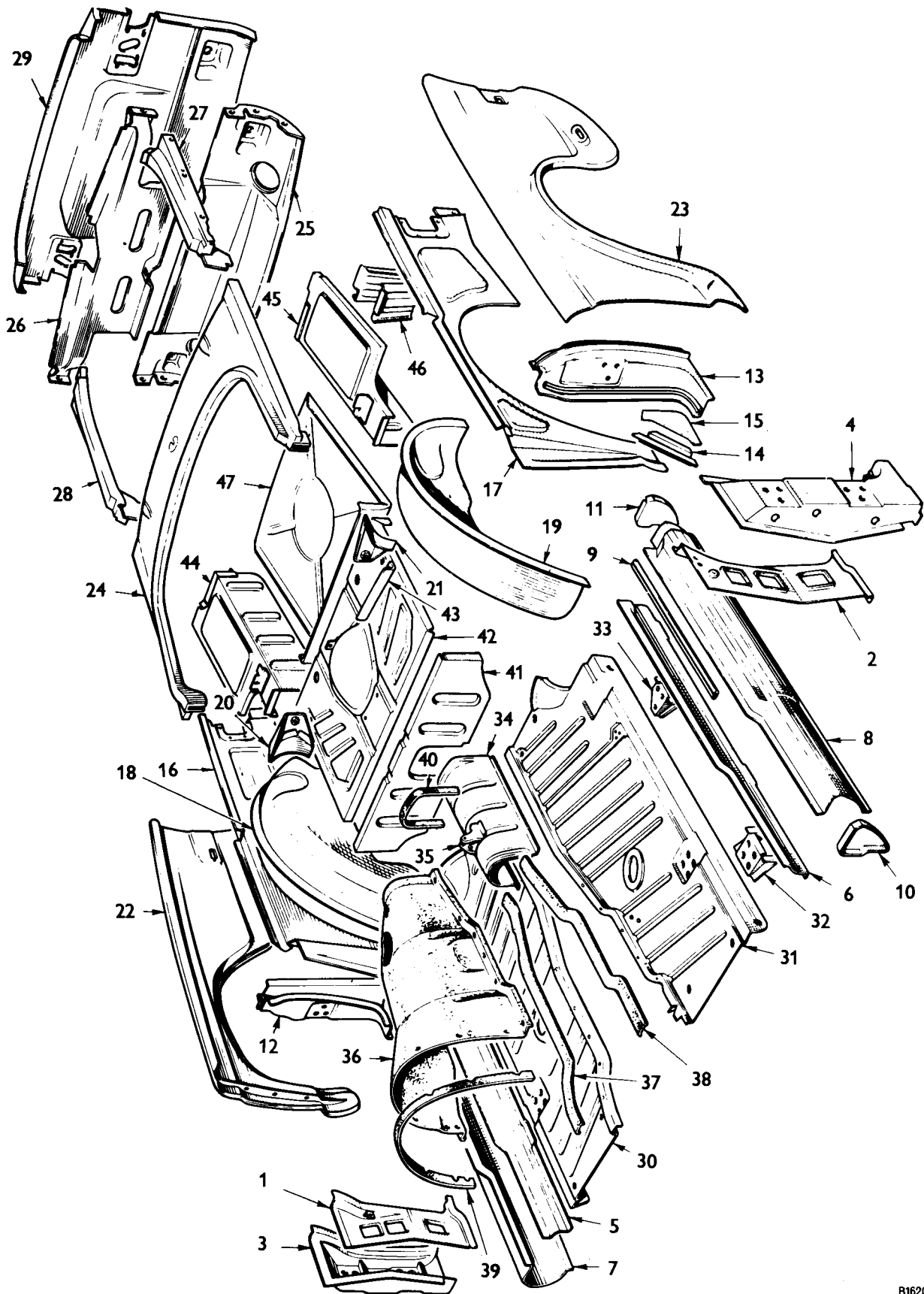


PLATE BK

B1620
TR6

BODY AND FITTINGS

Plate No.	Part No.	Description	No.per Unit	Remarks
		FLOOR DETAILS - Continued		
	WM0057	WASHER, plain - Securing gearbox cover to floor	3	
	HU0706	SCREW, set - Gearbox cover to bulkhead centre panel	7	Fitted up to
	HU0706D	SCREW, set - Gearbox cover to bulkhead centre panel	4	
	WM0057	WASHER, plain - Gearbox cover to bulkhead centre panel	7	
	FQ3405/4	NUT and retainer - Gearbox cover to bulkhead centre panel	7	
BK41	850397	HEELBOARD	1	
BK42	910065	SEAT PAN assembly,	1	
	CD22869	PLUG, rear seat pan	1	All markets other than U.S.A.
	618376	BRACKET, support, tunnel cover	1	
	650272	BRACKET, support, squab, bottom - R.H.	1	
BK43	650271	BRACKET, support, squab, bottom - L.H.	1	
	612288	PLATE assembly, reinforcement, petrol tank	2	
BK44	910068	FLOOR, rear, side assembly - R.H.	1	
	CD22869	PLUG, rear side floor - R.H.	3	All markets other than U.S.A.
BK45	910067	FLOOR, rear, side assembly - L.H.	1	
BK46	750022	BRACKET, mounting, rear	2	
BK47	910066	PAN, spare wheel, assembly	1	

Note:- Items marked thus † are available on our Factory Exchange Unit Scheme

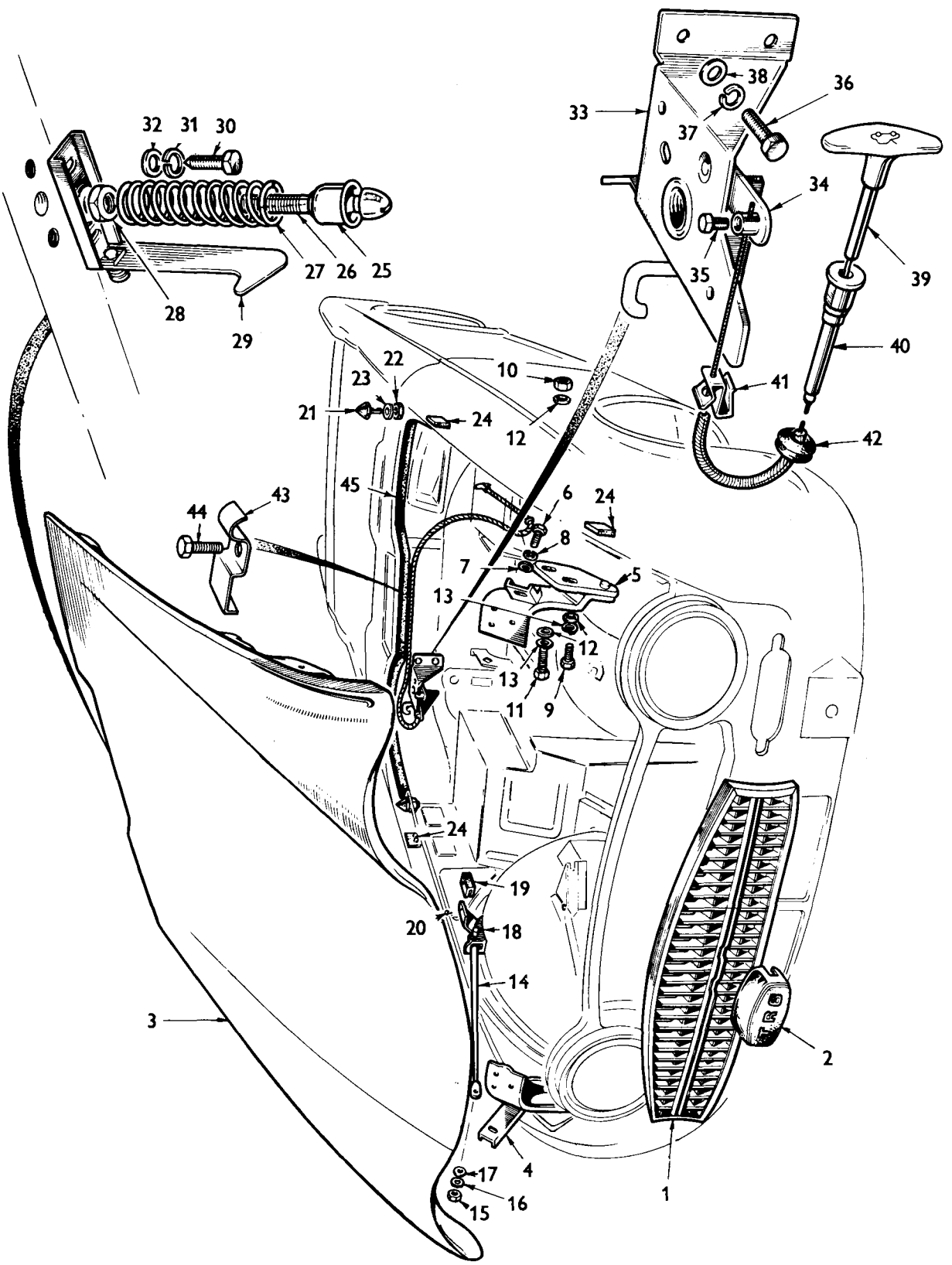


PLATE BL

BODY AND FITTINGS

Plate No.	Part No.	Description	No. per unit	Remarks
BL1	821295	RADIATOR GRILLE ASSEMBLY & SURROUND	1	Fitted from Comm. No.CF1
	816074	RADIATOR GRILLE ASSEMBLY	1	
	821042	RADIATOR GRILLE ASSEMBLY	1	Fitted up to Comm. No.CF1
	722933	SURROUND, Grille, Top	1	Fitted from Comm. No.CF1
	722934	SURROUND, Grille, Bottom	1	
	510473	RIVET, (Surround to grille)	10	
	577424	RIVET, (Surround to grille)	10	Alternative to 510473
BL2	HN2005	NUT - Securing grille to body	8	
	WL0205	WASHER, plain - Securing grille to body	8	
	WP0005	WASHER, plain - Securing grille to body	8	
	717060	MOTIF (Medallion) frontal grille	1	Fitted up to
	725400	MOTIF (Medallion) frontal grille	1	Fitted from
	575935	SCREW, set - Securing motif to frontal grille	1	Alternative to HU0459
	HU0459	SCREW, set - Securing motif to frontal grille	1	Alternative to 575935
	WL0204	WASHER, lock - Securing motif to frontal grille	1	
	627075	WEATHERSTRIP - Grille to bonnet	1	
BL3	908406	BONNET ASSEMBLY	1	
BL4	714833	HINGE, assembly, bonnet - R.H.	1	
BL5	714832	HINGE, assembly, bonnet - L.H.	1	
	715238	HINGE LEAF, inner assembly, bonnet - R.H.	1	
	715237	HINGE LEAF, inner assembly, bonnet - L.H.	1	
BL6	HU0807P	SCREW, set - Bonnet hinge to bonnet	8	
BL7	WP0008	WASHER, plain - Bonnet hinge to bonnet	8	
BL8	WL0208	WASHER, lock - Bonnet hinge to bonnet	8	
BL9	HU0812	SCREW - Bonnet hinge to front stiffener assembly	2	
BL10	HN2008	NUT - Bonnet hinge to front stiffener assembly	2	
BL11	HU0808	SCREW - Bonnet hinge to front stiffener assembly	2	
BL12	WM0058	WASHER, plain - Bonnet hinge to front stiffener assembly	6	
BL13	WL0208	WASHER, lock - Bonnet hinge to front stiffener assembly	4	
BL14	750231	ROD, stay, bonnet	1	
BL15	YN2907	NUT, nyloc - Stay rod to bonnet	1	
BL16	550026	WASHER, waved - Stay rod to bonnet	1	
BL17	WM0057	WASHER, plain - Stay rod to bonnet	1	

Note:- Items marked thus † are available on our Factory Exchange Unit Scheme

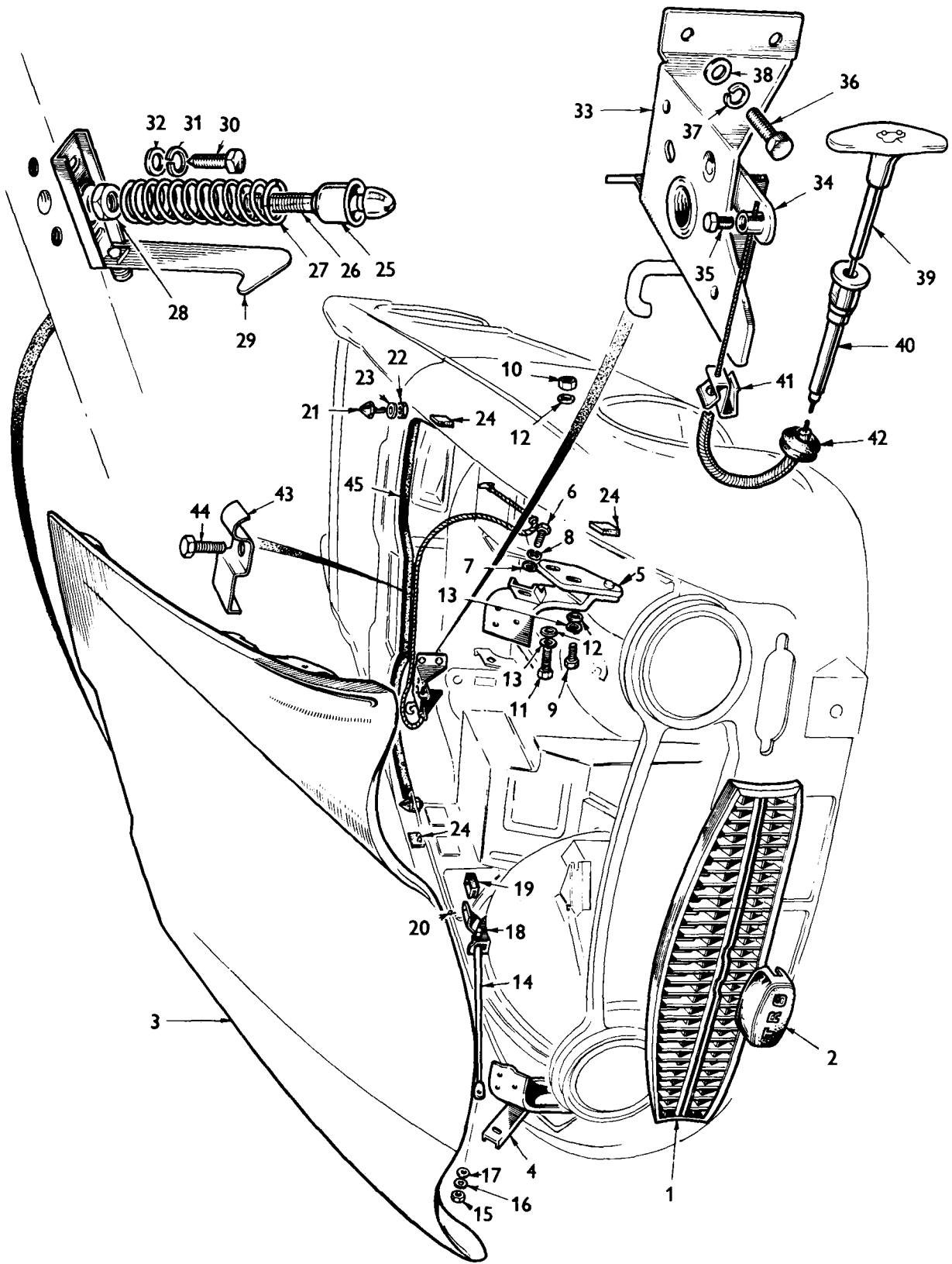


PLATE BL

BODY AND FITTINGS

Plate No.	Part No.	Description	No.per Unit	Remarks
		BONNET ASSEMBLY - Continued		
BL18	750229	BRACKET, bonnet stay rod, on R.H. wheelarch	1	
BL19	601663	BUFFER, rubber - Bonnet stay bracket	1	
BL20	YA0103	SCREW, self tapping - Bonnet stay bracket	1	
BL21	616932	PIN, bonnet locating	2	
BL22	JN2108	NUT - Securing locating pin	4	
BL23	WP0139	WASHER, plain - Securing locating pin	4	
BL24	611842	BUFFER, rubber, bonnet, on wheelarch closing panel	4	
	CD24152	WASHER, cup - Securing buffers to wheelarch	8	
	YA0365	SCREW, self tapping - Securing buffers to wheelarch	8	
	617034	PAD, packing, between bonnet and thermo housing	1	
	632991	STRIP, Protective	2	Fitted from (Germany Only)
	619580	BONNET FASTENER ASSEMBLY COMPLETE WITH SAFETY HOOK	1	
BL25	611623	CUP, spring retaining	1	
BL26	611622	PIN, striker	1	
BL27	611624	SPRING	1	
	511049	NUT, bonnet	1	
BL28	510488	NUT, lock	1	
BL29	611619	BRACKET attachment, bonnet fastener	1	
BL30	HU0704P	SCREW, set - Bonnet fastener to bonnet rear stiffener	2	Fitted up to
	HU0705D	SCREW, set - Bonnet fastener to bonnet rear stiffener	2	Fitted from
BL31	WL0207	WASHER, lock - Bonnet fastener to bonnet rear stiffener	2	
BL32	WP0127	WASHER, plain - Bonnet fastener to bonnet rear stiffener	2	
BL33	710592	CATCH PLATE ASSEMBLY - BONNET FASTENER AND STRIKER BAR	1	
BL34	611626	LEVER, catch, assembly	1	
BL35	HU0504	SCREW, set - Cable attachment	1	
	564627	WASHER, plain - Cable attachment	1	
	511049	NUT - Cable attachment	1	
BL36	HU0704	SCREW, set - Catchplate to bulkhead	4	Fitted up to
	HU0705D	SCREW, set - Catchplate to bulkhead	4	Fitted from

Note:- Items marked thus † are available on our Factory Exchange Unit Scheme

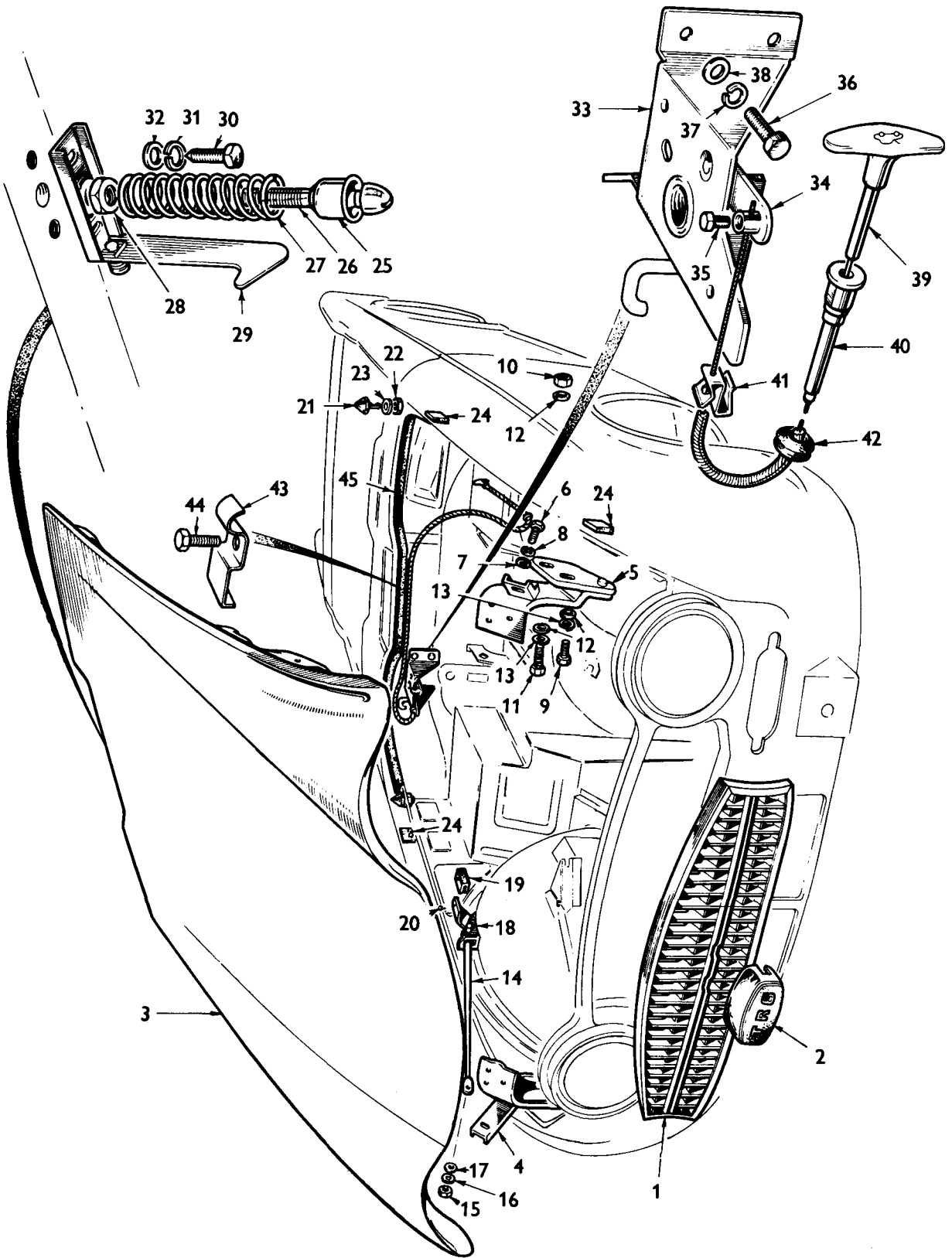


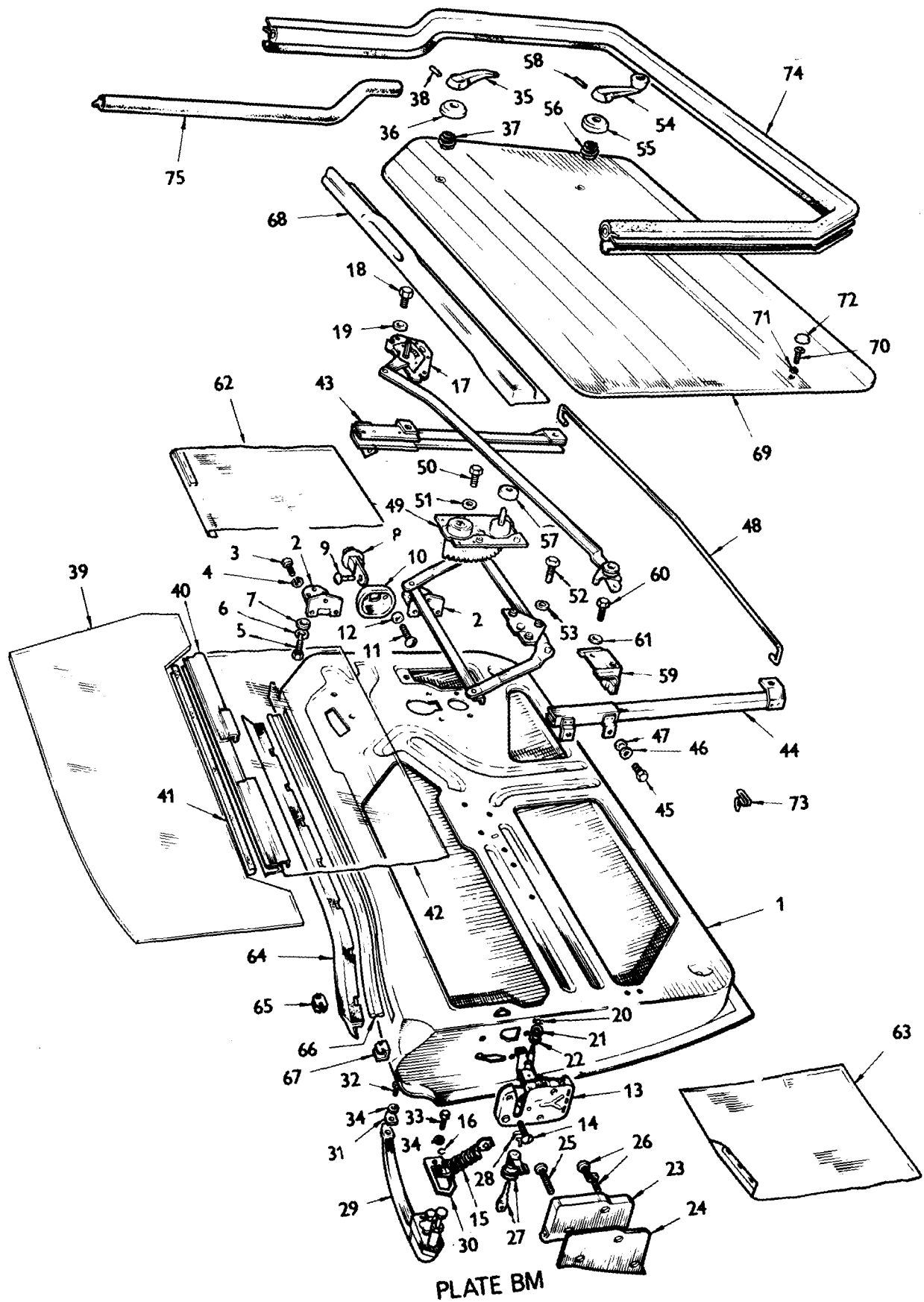
PLATE BL

B1621
TR6

BODY AND FITTINGS

Plate No.	Part No.	Description	No.per Unit	Remarks
BL37	WL0207	WASHER, lock - Catchplate to bulkhead	4	
BL38	WP0007	WASHER, plain - Catchplate to bulkhead	4	
BL39	603468	BONNET RELEASE CABLE ASSEMBLY - INNER	1	
BL40	603469	BONNET RELEASE CABLE ASSEMBLY - OUTER	1	
BL41	611768	CLIP, bonnet release cable	1	
BL42	61917	GROMMET, in bulkhead	1	
	612219	TRUNNION - Bonnet release cable	1	
	564832	SCREW, set - Bonnet release cable	1	
	59380	CLIP - Securing bonnet release cable - L.H.S.	2	
	YZ3303	SCREW, self tapping - Securing bonnet release cable - L.H.S.	2	
BL43	149059	CLIP - Securing bonnet release cable - R.H.S.	2	
BL44	YZ3303	SCREW, set - Securing bonnet release cable - R.H.S.	2	
BL45	610675	BONNET SEALING RUBBER	1	

Note:- Items marked thus † are available on our Factory Exchange Unit Scheme

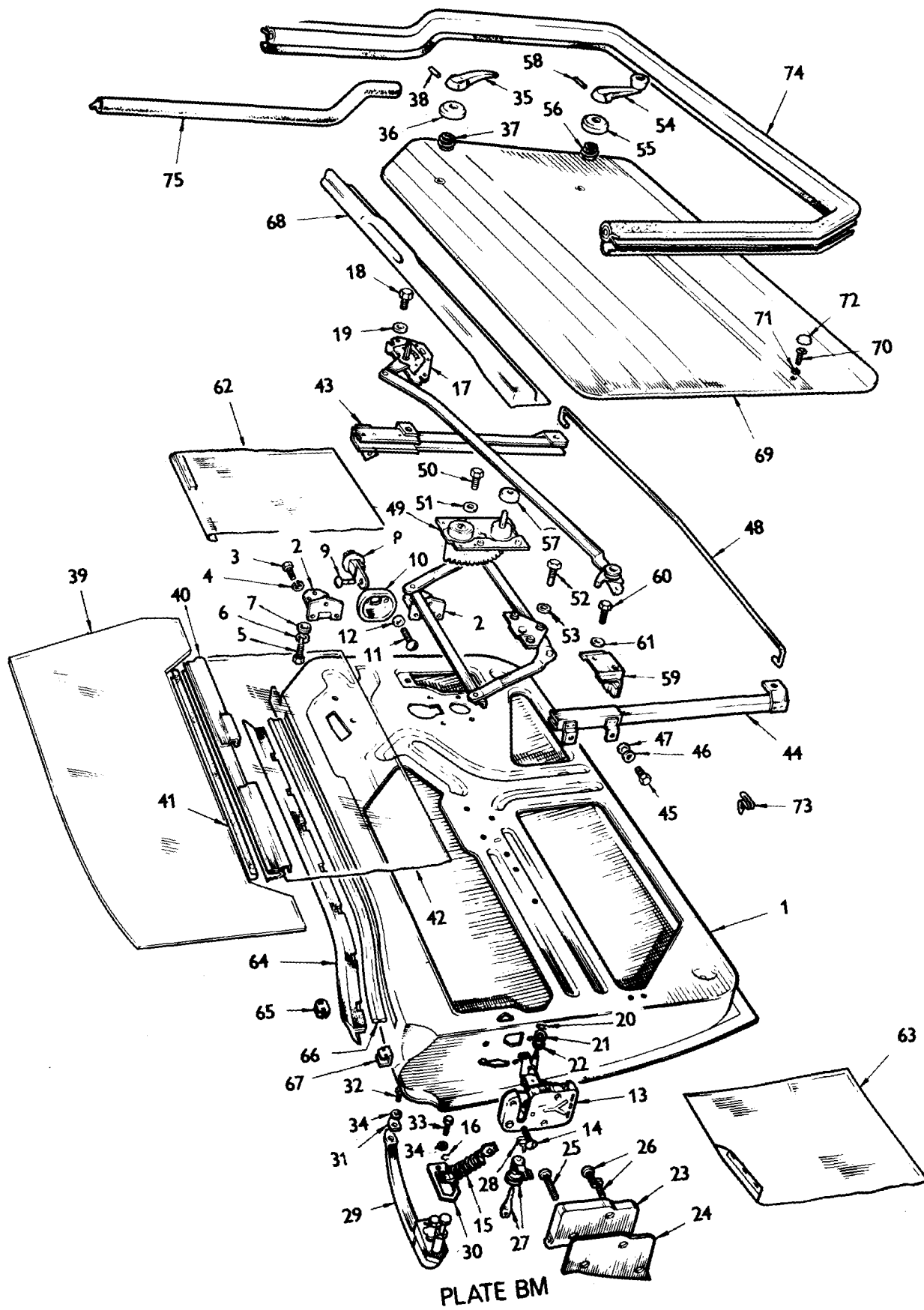


B1619
TR6

BODY AND FITTINGS

Plate No.	Part No.	Description	No. per unit	Remarks
	907758	DOOR ASSEMBLY - R.H.	1	
BM1	907757	DOOR ASSEMBLY - L.H.	1	Fitted up to
	917559	DOOR ASSEMBLY - L.H.	1	Fitted from
	707060	REINFORCEMENT assembly, hinge - R.H.	1	
	707059	REINFORCEMENT assembly, hinge - L.H.	1	
BM2	650112	HINGE, door, assembly	4	
BM3	HU0805	SCREW, set - Hinge to door	12	
BM4	WQ0308	WASHER, lock - Hinge to door	12	
BM5	HU0806P	SCREW, set - Hinge to body	12	
BM6	WQ0308	WASHER, lock - Hinge to body	12	
BM7	WP0019	WASHER, plain - Hinge to body	12	
BM8	613622	DOOR CHECKSTRAP ASSEMBLY	2	
BM9	616122	RIVET, checkstrap to 'A' post	2	
BM10	613623	SEAL, door check arm	2	
BM11	YB1383	SCREW - Seal attachment	4	
BM12	WP0005	WASHER, plain - Seal attachment	4	
	907178	DOOR LOCK ASSEMBLY - R.H.	1	
BM13	907177	DOOR LOCK ASSEMBLY - L.H.	1	
BM14	517148	SCREW, lock to door inner panel	6	Fitted up to
	ZKC0036	SCREW, Lock to door inner panel	3	Fitted from
BM15	650251	LINK assembly - Lock to outside door handle	2	
BM16	604156	CLIP, spring - Lock to outside door handle	2	
	613747	CLIP, spring, link to lock	2	
	712839	REMOTE CONTROL ASSEMBLY - R.H.	1	
BM17	712838	REMOTE CONTROL ASSEMBLY - L.H.	1	
BM18	HU0504	SCREW, set - Remote control to door inner panel	6	
BM19	WP0005	WASHER, plain - Remote control to door inner panel	6	
BM20	608703	CLIP - Door lock to remote control link	2	
BM21	550924	WASHER, waved - Door lock to remote control link	2	
BM22	WP0161	WASHER, plain - Door lock to remote control link	2	

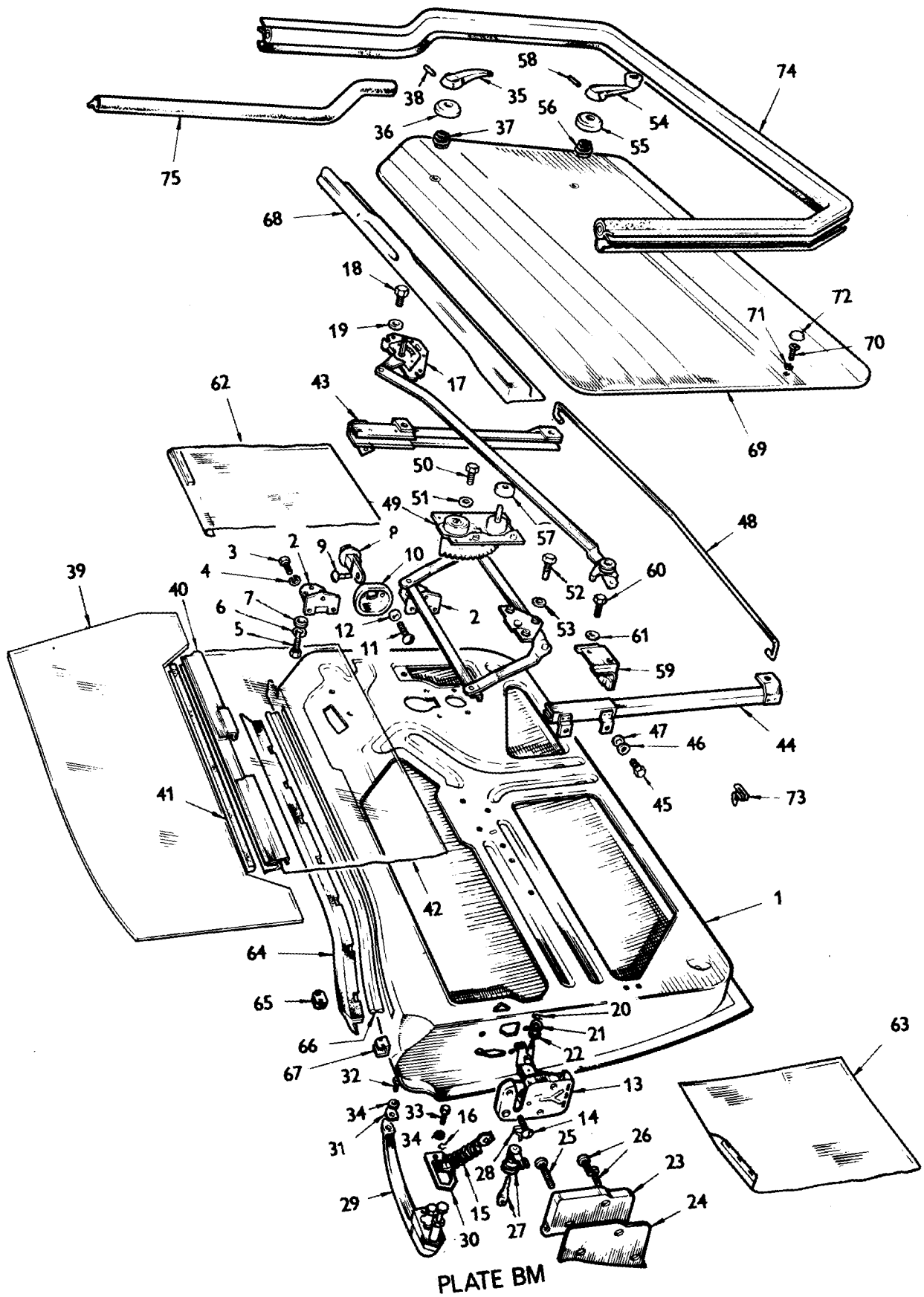
Note:- Items marked thus † are available on our Factory Exchange Unit Scheme



BODY AND FITTINGS

Plate No.	Part No.	Description	No. per unit	Remarks
	621877	DOOR LOCK STRIKER DOVETAIL - R.H.	1	
BM23	621876	DOOR LOCK STRIKER DOVETAIL - L.H.	1	
BM24	621714	PLATE, shim - Door lock striker dovetail attachment	2	
BM25	517150	SCREW - Door lock striker dovetail attachment	2	Fitted up to
	ZKC0037	SCREW, Door lock striker dovetail attachment	2	Fitted from
BM26	517145	SCREW - Door lock striker dovetail attachment	2	Fitted up to
	ZKC0038	SCREW, Door lock striker dovetail attachment	2	Fitted from
BM27	621773	PRIVATE DOOR LOCK ASSEMBLY	2	
BM28	714599	CLIP, spring, retaining private lock	2	
BM29	712837	DOOR HANDLE ASSEMBLY - OUTSIDE	2	
BM30	617402	WASHER, seating - Front	2	
BM31	617403	WASHER, seating - Rear	2	
BM32	HU0504	SCREW, set - Outside door handle to door	2	
BM33	HU0503	SCREW, set - Outside door handle to door	2	
BM34	WP0005	WASHER, plain - Outside door handle to door	4	
BM35	621770	REMOTE CONTROL HANDLE	2	
BM36	621221	ESCUTCHEON	2	
BM37	603382	SPRING, under escutcheon	2	
BM38	600832	PIN, securing handle	2	
	713353	DOOR GLASS AND REGULATOR CHANNEL ASSEMBLY - R.H.	1	
	713352	DOOR GLASS AND REGULATOR CHANNEL ASSEMBLY - L.H.	1	
BM39	750135	GLASS	2	
	156930	LABEL (EMISSION DECAL) L.H.S. Affixed to inside door window adjacent to driver	1	U.S.A. Markets Fitted up to

Note:- Items marked thus † are available on our Factory Exchange Unit Scheme



B1619
TR6

BODY AND FITTINGS

Plate No.	Part No.	Description	No. per Unit	Remarks
	158689	LABEL (EMISSION DECAL) L.H.S. affixed to inside door window adjacent to driver	1	U.S.A. Markets Fitted from Up to
	UKC0831	LABEL (EMISSION DECAL) (USA Only)	1	Fitted from
	UKC1829	LABEL (EMISSION DECAL) (USA Only)	1	Up to
	712836	CHANNEL assembly, window regulator - R.H.	1	Fitted from
BM40	712835	CHANNEL assembly, window regulator - L.H.	1	
BM41	617165	STRIP, glazing	2	
BM42	611812	CURTAIN, water, door glass	2	Fitted up to Comm. No. CF1
	634192	CURTAIN, water, door glass	2	Fitted from Comm. No. CF1
	850431	CHANNEL, glass, assembly, front - R.H.	1	
BM43	850430	CHANNEL, glass, assembly, front - L.H.	1	
	HU0704	SCREW, set - Glass channel assembly, front	2	
	HU0705P	SCREW, set - Glass channel assembly, front	2	
	WM0057	WASHER, plain - Glass channel assembly, front	4	
	WN0707	WASHER, shakeproof - Glass channel assembly, front	4	
	HU0705P	SCREW, set - Glass channel assembly, front	2	
	WM0057	WASHER, plain - Glass channel assembly, front	2	
	WN0707	WASHER, shakeproof - Glass channel assembly, front	2	
	WP0122	WASHER, spacer - Glass channel assembly, front	2	
	812437	CHANNEL, glass, assembly, rear - R.H.	1	
BM44	812436	CHANNEL, glass, assembly, rear - L.H.	1	
BM45	HU0705	SCREW, set - Securing rear channel glass	3	
BM46	WM0057	WASHER, plain - Securing rear channel glass	3	
BM47	WP0122	WASHER, spacer - Securing rear channel glass	1	
	750166	ROD, tie, glass channel, bottom - R.H.	1	
BM48	750165	ROD, tie, glass channel, bottom - L.H.	1	
	621970	BRACKET, door glass stop, upper - R.H.	1	
	621969	BRACKET, door glass stop, upper - L.H.	1	

Note:- Items marked thus † are available on our Factory Exchange Unit Scheme

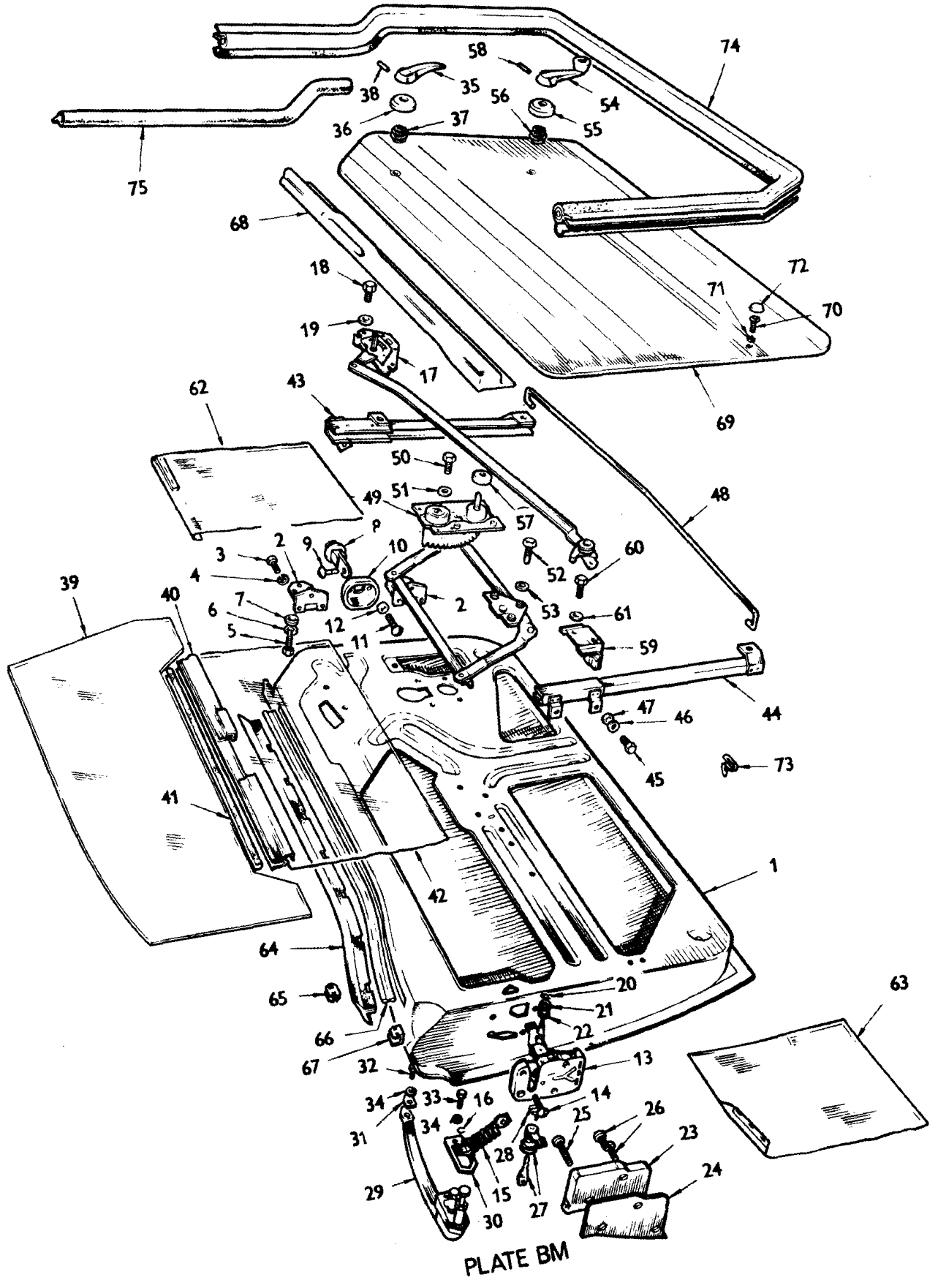
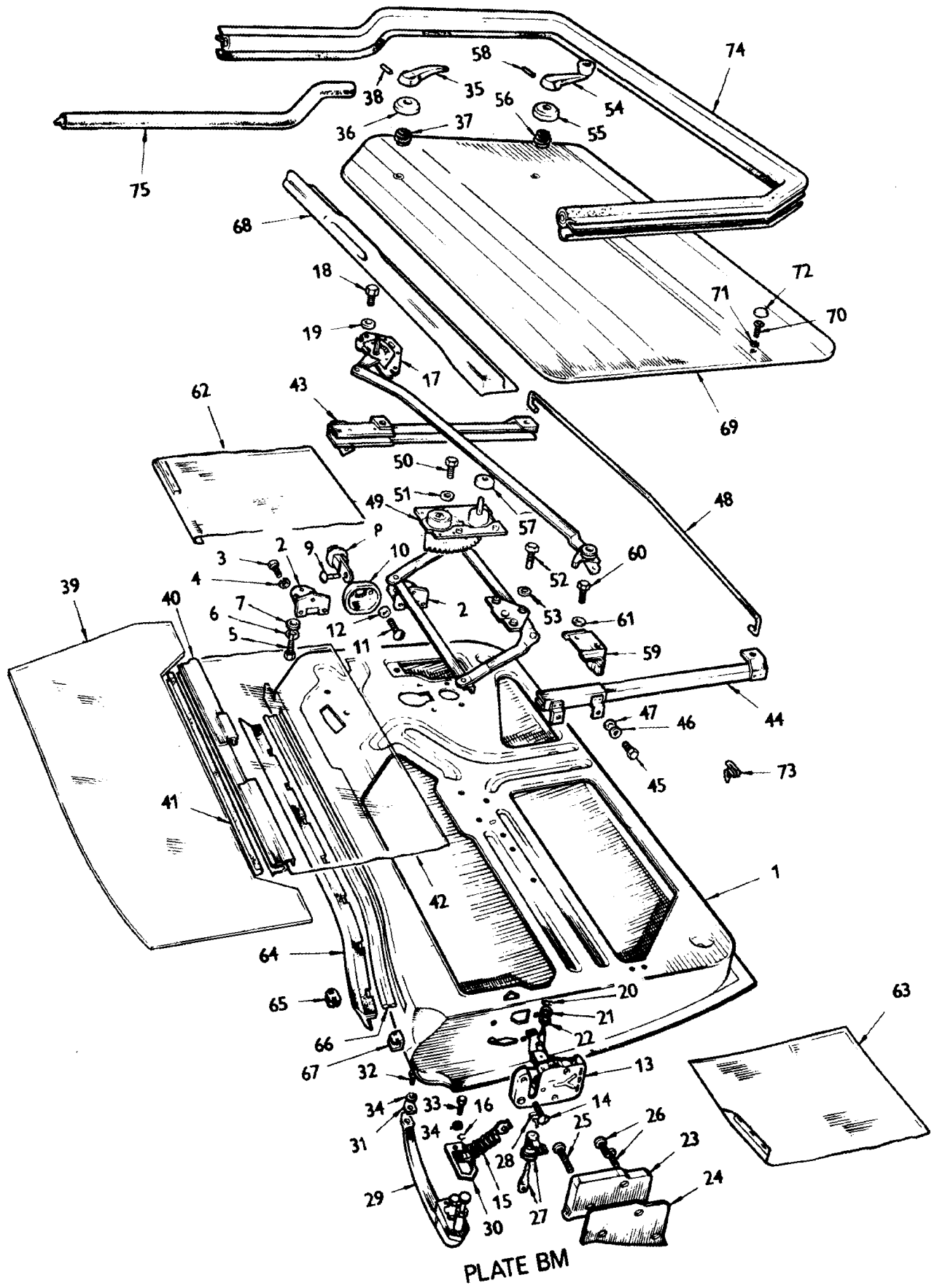


PLATE BM

BODY AND FITTINGS

Plate No.	Part No.	Description	No. per Unit	Remarks
		DOOR GLASS AND REGULATOR CHANNEL ASSEMBLY - Continued		
	HU0503	SCREW, set - Upper stop bracket attachment	2	
	WP0005	WASHER, plain - Upper stop bracket attachment	2	
	907180	WINDOW REGULATOR ASSEMBLY - R.H.	1	
BM49	907179	WINDOW REGULATOR ASSEMBLY - L.H.	1	
BM50	HU0704	SCREW, set - Window regulator clutch housing to door	8	
BM51	WP0007	WASHER, plain - Window regulator clutch housing to door	8	
BM52	HU0704	SCREW, set - Auxiliary plate to door	6	
BM53	WP0007	WASHER, plain - Auxiliary plate to door	6	
BM54	621811	WINDOW REGULATOR HANDLE ASSEMBLY	2	
BM55	621221	ESCUTCHEON	2	
BM56	603382	SPRING, escutcheon	2	
BM57	609649	WASHER, sealing	2	
BM58	600832	PIN, securing handle	2	
	621768	KNOB, handle	2	
	574581	RETAINER	2	
BM59	650242	WINDOW REGULATOR STOP BRACKET	2	
	650290	CLIP, wiring	2	
BM60	HU0504	SCREW, set - Stop bracket to door inner panel	4	
BM61	WP0005	WASHER - Stop bracket to door inner panel	4	
		SEALING DETAILS		
BM62	611818	CURTAIN, water, assembly, front	2	Fitted up to Comm.No.CF1
	634194	CURTAIN, water, assembly, front	2	Fitted from Comm. No.CF1
	502505	CLIP, fixing front curtain	6	
BM63	611819	CURTAIN, water, assembly, rear	2	Fitted up to Comm. No.CF1
	634193	CURTAIN, water, assembly, rear	2	Fitted from Comm. No.CF1
	502505	CLIP, fixing rear curtain	4	
BM64	850324	RUBBER, sealing, door waist, outer - L.H.	1	
	850325	RUBBER, sealing, door waist, outer - R.H.	1	
BM65	609742	CLIP, securing sealing rubber	14	

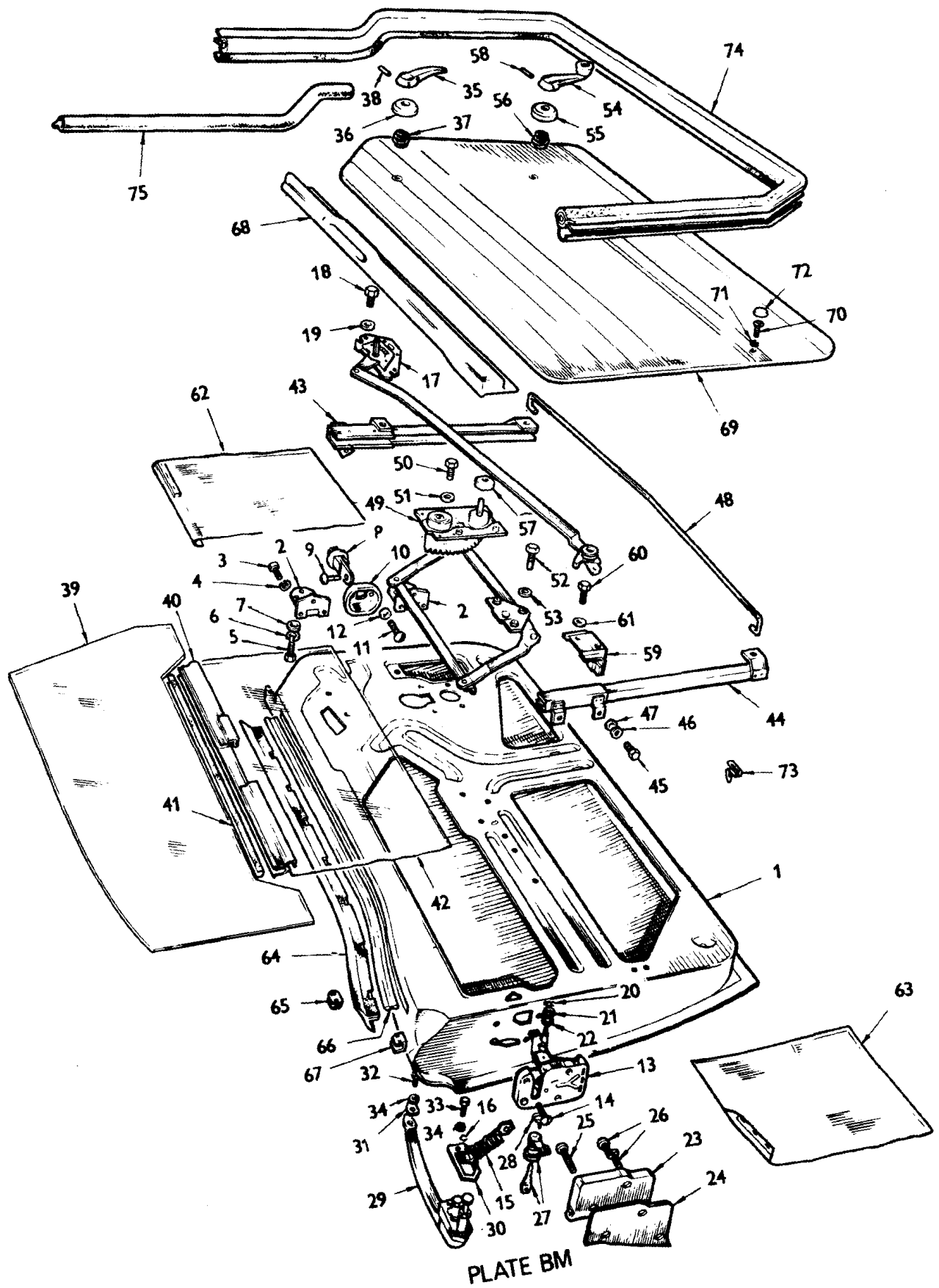
Note:- Items marked thus † are available on our Factory Exchange Unit Scheme



BODY AND FITTINGS

Plate No.	Part No.	Description	No.per Unit	Remarks	
		SEALING DETAILS - Continued			
	850323	WEATHERSTRIP, door waist, inner - R.H.	1		
BM66	850322	WEATHERSTRIP, door waist, inner - L.H.	1		
BM67	608604	CLIP, securing weatherstrip and trim finisher	14		
	812321	WAIST RAIL TRIM FINISHER ASSEMBLY DOOR - INNER - R.H. - Black	1	} Fitted up to Body No. 50,000cc and cp	
BM68	812311	WAIST RAIL TRIM FINISHER ASSEMBLY DOOR - INNER - L.H. - Black	1		
BM69	816271	FRONT DOOR TRIM PAD ASSEMBLY - Black - L.H.	1		
	816281	FRONT DOOR TRIM PAD ASSEMBLY - Black - R.H.	1		
BM69	816272	FRONT DOOR TRIM PAD ASSEMBLY - Red - L.H.	1		
	816282	FRONT DOOR TRIM PAD ASSEMBLY - Red - R.H.	1		
BM69	816273	FRONT DOOR TRIM PAD ASSEMBLY - Light Tan - L.H.	1		
	816283	FRONT DOOR TRIM PAD ASSEMBLY - Light Tan - R.H.	1		
BM69	816277	FRONT DOOR TRIM PAD ASSEMBLY - Shadow Blue - L.H.	1		
	816287	FRONT DOOR TRIM PAD ASSEMBLY - Shadow Blue - R.H.	1		
	819711	FRONT DOOR TRIM PAD ASSEMBLY - Black - L.H.	1		
	819721	FRONT DOOR TRIM PAD ASSEMBLY - Black - R.H.	1		} Fitted from CC and CP50,001 up to CF and CR 1
	819712	FRONT DOOR TRIM PAD ASSEMBLY - Matador Red - L.H.	1		

Note:- Items marked thus † are available on our Factory Exchange Unit Scheme



BODY AND FITTINGS

Plate No.	Part No.	Description	No.per Unit	Remarks
	819722	FRONT DOOR TRIM PAD ASSEMBLY - Matador Red - R.H.	1	Fitted from CC and CP50,001 up to CF and CR 1
	576645	FRONT DOOR TRIM PAD ASSEMBLY - Light Tan - L.H.	1	
	576646	FRONT DOOR TRIM PAD ASSEMBLY - Light Tan - R.H.	1	
	819713	FRONT DOOR TRIM PAD ASSEMBLY - New Tan - L.H.	1	Fitted from 50001CC and CP and future up to Comm.No CF & CR1
	819723	FRONT DOOR TRIM PAD ASSEMBLY - New Tan - R.H.	1	
	819717	FRONT DOOR TRIM PAD ASSEMBLY - Shadow Blue - L.H.	1	
	819727	FRONT DOOR TRIM PAD ASSEMBLY - Shadow Blue R.H.	1	
	822131	FRONT DOOR TRIM PAD ASSEMBLY - Black L.H.	1	} Fitted from Comm. No. CF and CR1
	822133	FRONT DOOR TRIM PAD ASSEMBLY - Chestnut L.H.	1	
	821643	FRONT DOOR TRIM PAD ASSEMBLY - New Tan L.H.	1	
	822137	FRONT DOOR TRIM PAD ASSEMBLY - Shadow Blue L.H.	1	
	822141	FRONT DOOR TRIM PAD ASSEMBLY - Black R.H.	1	
	822143	FRONT DOOR TRIM PAD ASSEMBLY - Chestnut R.H.	1	
	821653	FRONT DOOR TRIM PAD ASSEMBLY - New Tan R.H.	1	
	822147	FRONT DOOR TRIM PAD ASSEMBLY - Shadow Blue R.H.	1	

Note:- Items marked thus † are available on our Factory Exchange Unit Scheme

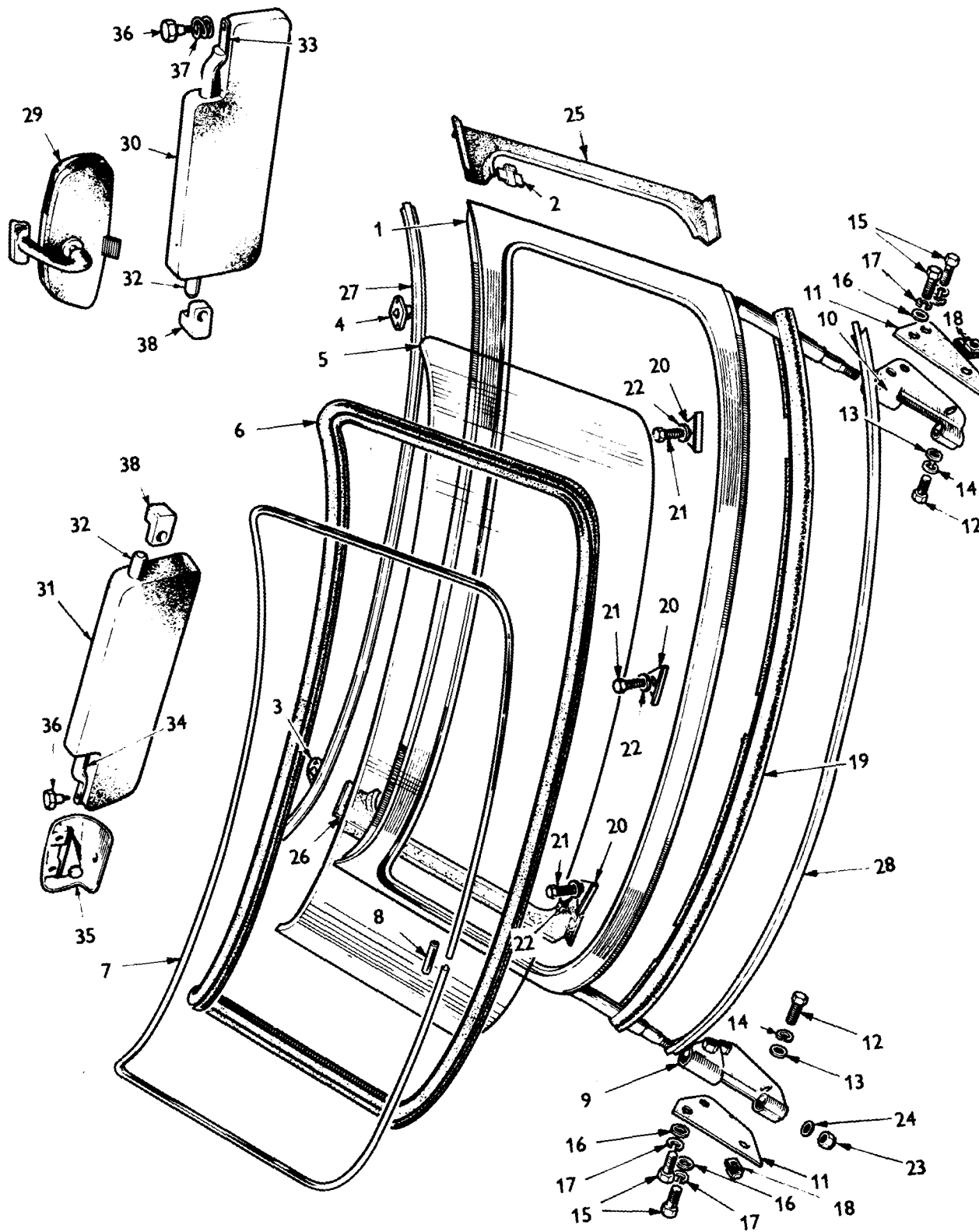


PLATE BN

BODY AND FITTINGS

Plate No.	Part No.	Description	No. per Unit	Remarks
		FRONT DOOR TRIM PAD ASSEMBLY		
		continued		
BM70	YZ3426	SCREW, self tapping - Door pocket attachment	4	
BM71	608586	WASHER, cup - Door pocket attachment	4	
BM72	621991	CAP, screw, door pocket attachment - Black	4	
BM72	626222	CAP, screw, door pocket attachment - Matador Red	4	
BM72	621993	CAP, screw, door pocket attachment - Light Tan	4	
	630091	CAP screw - door pocket attachment - New Tan	4	} Fitted from 50001CC and CP and future
BM72	621997	CAP, screw, door pocket attachment - Shadow Blue	4	
	930093	CAP, screw, cup washer, door pocket Chestnut	2	Fitted from Comm. No. CF and CR1
BM73	608516	CLIP, door trim pad attachment	30	
	563768	STAPLES	A/R	
BM74	713361	DRAUGHT EXCLUDER and sealing rubber - Black	2	} Fitted up to
	713362	DRAUGHT EXCLUDER and sealing rubber - Red	2	
	713363	DRAUGHT EXCLUDER and sealing rubber - Light Tan	2	Fitted up to
	717433	DRAUGHT EXCLUDER and sealing rubber - Light Tan	2	} Fitted from 50001CC and CP up to
	723133	DRAUGHT EXCLUDER and sealing rubber - New Tan	2	
	713367	DRAUGHT EXCLUDER and sealing rubber - Shadow Blue	2	Fitted up to
	631321	DRAUGHT EXCLUDER and sealing rubber - Black	2	} Fitted from
	631322	DRAUGHT EXCLUDER and sealing rubber - Matador Red	2	
	631323	DRAUGHT EXCLUDER and sealing rubber - New Tan	2	
	631327	DRAUGHT EXCLUDER and sealing rubber - Shadow Blue	2	

Note:- Items marked thus † are available on our Factory Exchange Unit Scheme
208

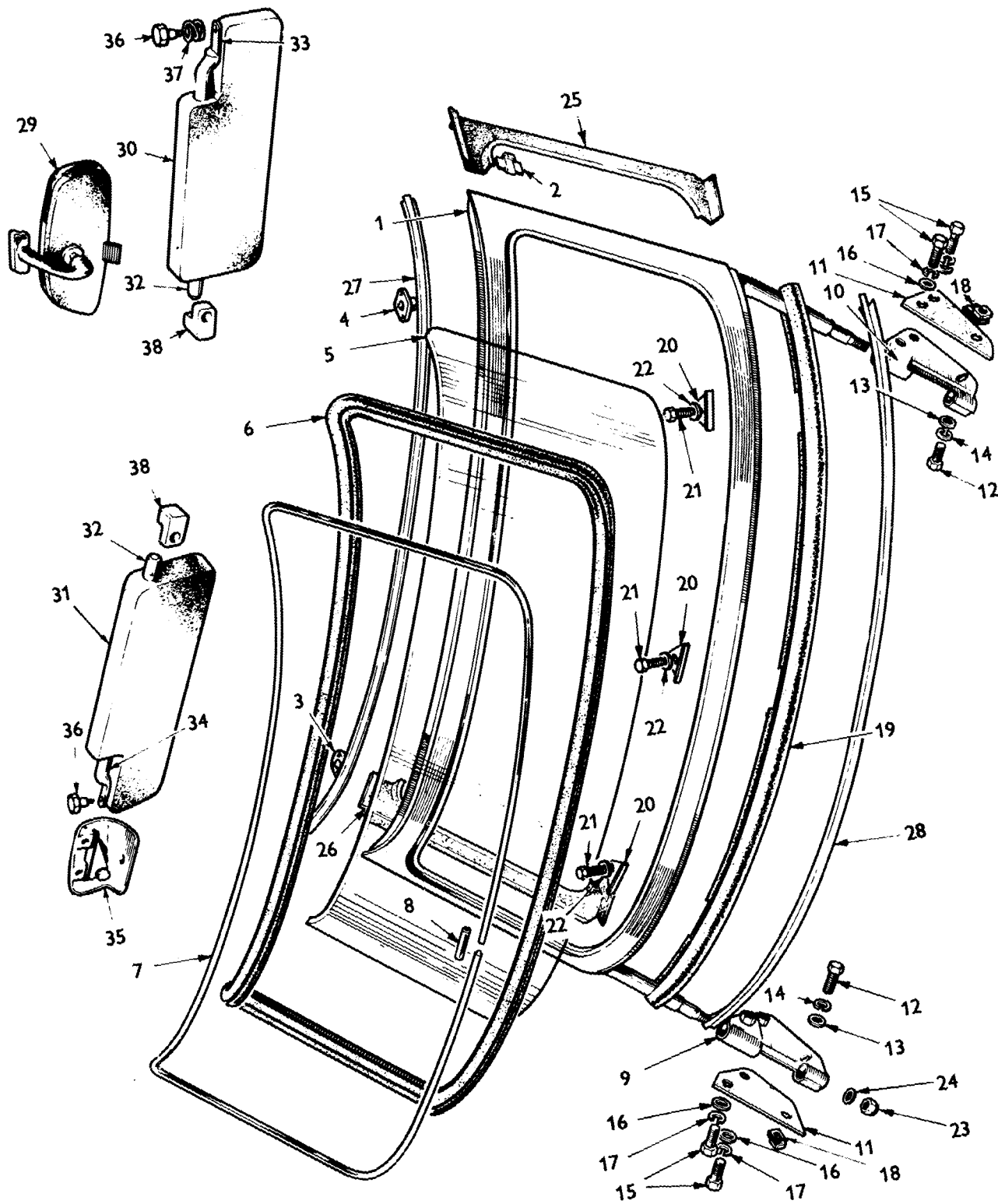


PLATE BN

BODY AND FITTINGS

Plate No.	Part No.	Description	No. per unit	Remarks
		WINDSCREEN ASSEMBLY		
BN1	714771	FRAME assembly, windscreen	1	
BN2	611895	BRACKET, windscreen to soft top	2	
BN3	623435	PLATE, catch - Hood closure - R.H.	1	
BN4	623434	PLATE, catch - Hood closure - L.H.	1	
	LX6704	SCREW, set, securing catch plates to windscreen frame	4	
BN5	906707	GLASS, windscreen (laminated), high impact	1	Markets other than USA
	903467	GLASS, windscreen, zone toughened - R.H.S.	1	} Alternative to 911536 For countries where laminated glass is not compulsory
	903466	GLASS, windscreen, zone toughened - L.H.S.	1	
	911536	GLASS, windscreen, zone toughened - L.H.S. & R.H.S.	1	
	913710	GLASS, windscree (laminated) high impact	1	Alternative to 903446 and 903467 USA type markets
BN6	902369	RUBBER, glazing	1	Fitted up to Comm. No. CP50708 and CC52006 for Soft Tops and Body No.52518CC Hard Tops
	913442	RUBBER, glazing	1	Fitted from Comm. No. CP50709 and CC52007 for Soft Tops and From Body No. 52519CC for Hard Tops
BN7	613954	MOULDING, finisher	1	
BN8	611437	CLIP, finisher, moulding	1	
BN9	750158	BRACKET, mounting, assembly, windscreen support - R.H.	1	
BN10	750157	BRACKET, mounting, assembly, windscreen support - L.H.	1	
BN11	650313	PACKING, fibre, mounting bracket	2	
BN12	HU0708	BOLT - Mounting brackets to 'A' posts (Lower)	2	
BN13	WM0057	WASHER, plain - Mounting brackets to 'A' posts (Lower)	2	

Note:- Items marked thus † are available on our Factory Exchange Unit Scheme

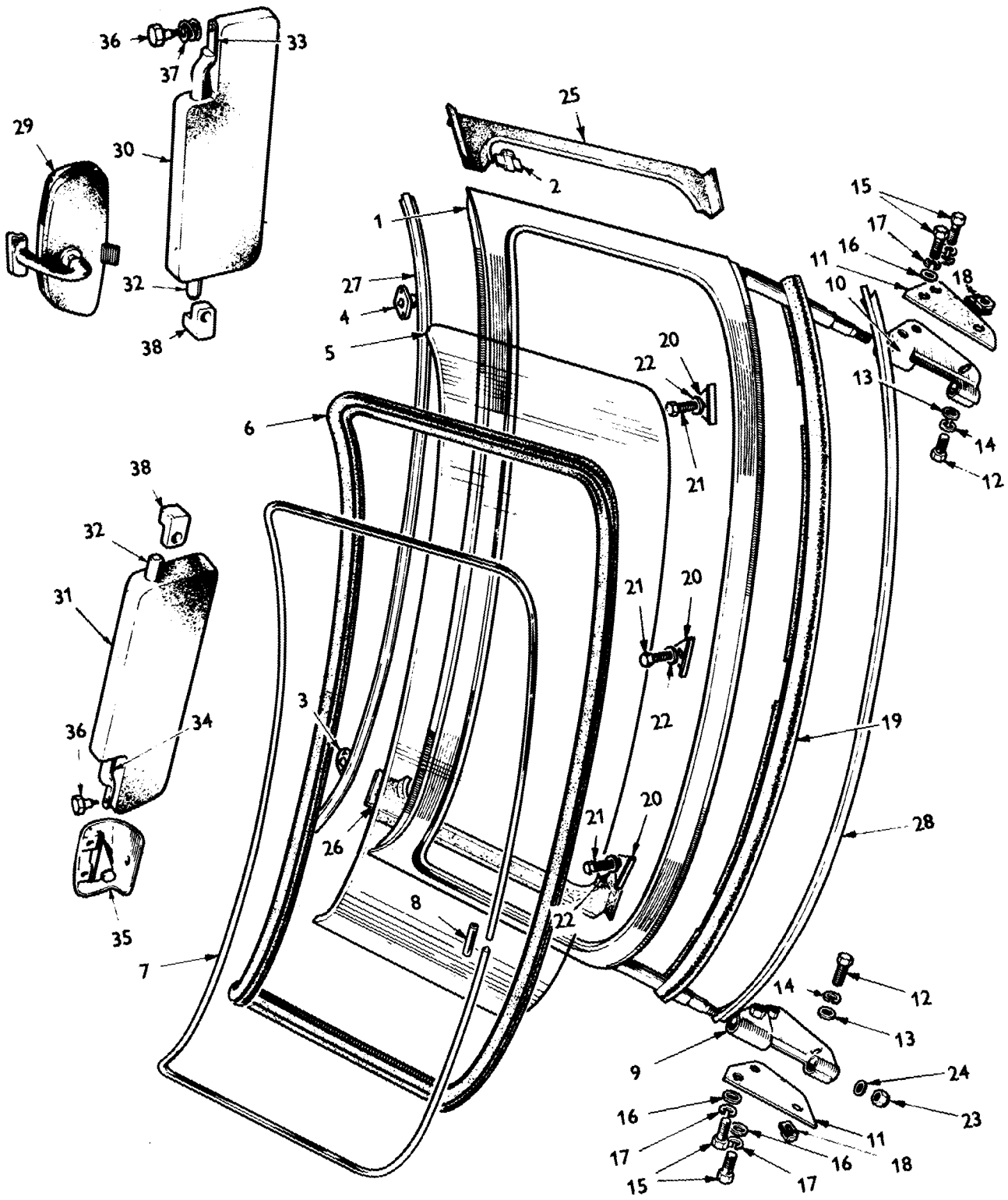


PLATE BN

B 1504
TR6

BODY AND FITTINGS

Plate No.	Part No.	Description	No. per Unit
BN14	WL0207	WASHER, lock - Mounting brackets to 'A' posts (Lower)	2
BN15	HU0705	SCREW, set - Mounting brackets to 'A' posts (Upper)	4
	HU0710D	SCREW, set - Mounting brackets to 'A' posts (Upper)	2
BN16	WP0035	WASHER, plain - Mounting brackets to 'A' posts (Upper)	4
BN17	WL0207	WASHER, lock - Mounting brackets to 'A' posts (Upper)	4
BN18	FQ3507/4	NUT, retainer - Mounting brackets to 'A' posts (Upper)	2
BN19	650130	RUBBER, sealing, windscreen to scuttle	1
	622884	COVER, screen attachment plate - Screen frame to body	3
	622886	BOLT - Screen frame to body	3
	516815	WASHER, plain - Screen frame to body	3
BN23	TN3208	NUT, nyloc - Screen complete to body	2
BN24	WP0139	WASHER, plain - Screen complete to body	2
BN25	622841	FINISHER, windscreen (Black) - Side L.H.	1
BN26	622851	FINISHER, windscreen (Black) - Side R.H.	1
BN27	622871	FINISHER, windscreen (Black) - Upper	1
BN28	622861	FINISHER, windscreen (Black) - Lower	1
Note:- For details of Windscreen capping see Body Mouldings.			
BN29	713482	INTERIOR MIRROR PACK	1
	574937	HEAD - Interior mirror (Alternative to 575679)	1
	574936	HEAD - Interior mirror assembly	1
	518083	SCREW - Securing head, interior mirror to stem	1
	621704	BASE - Interior mirror	1
	621705	RETAINER - Interior mirror	2
	512461	SCREW, set, securing mirror to frame	2

} For use on Soft Top model and Swedish market Hard Top Fitted up to

Note:-Items marked thus † are available on our Factory Exchange Unit Scheme

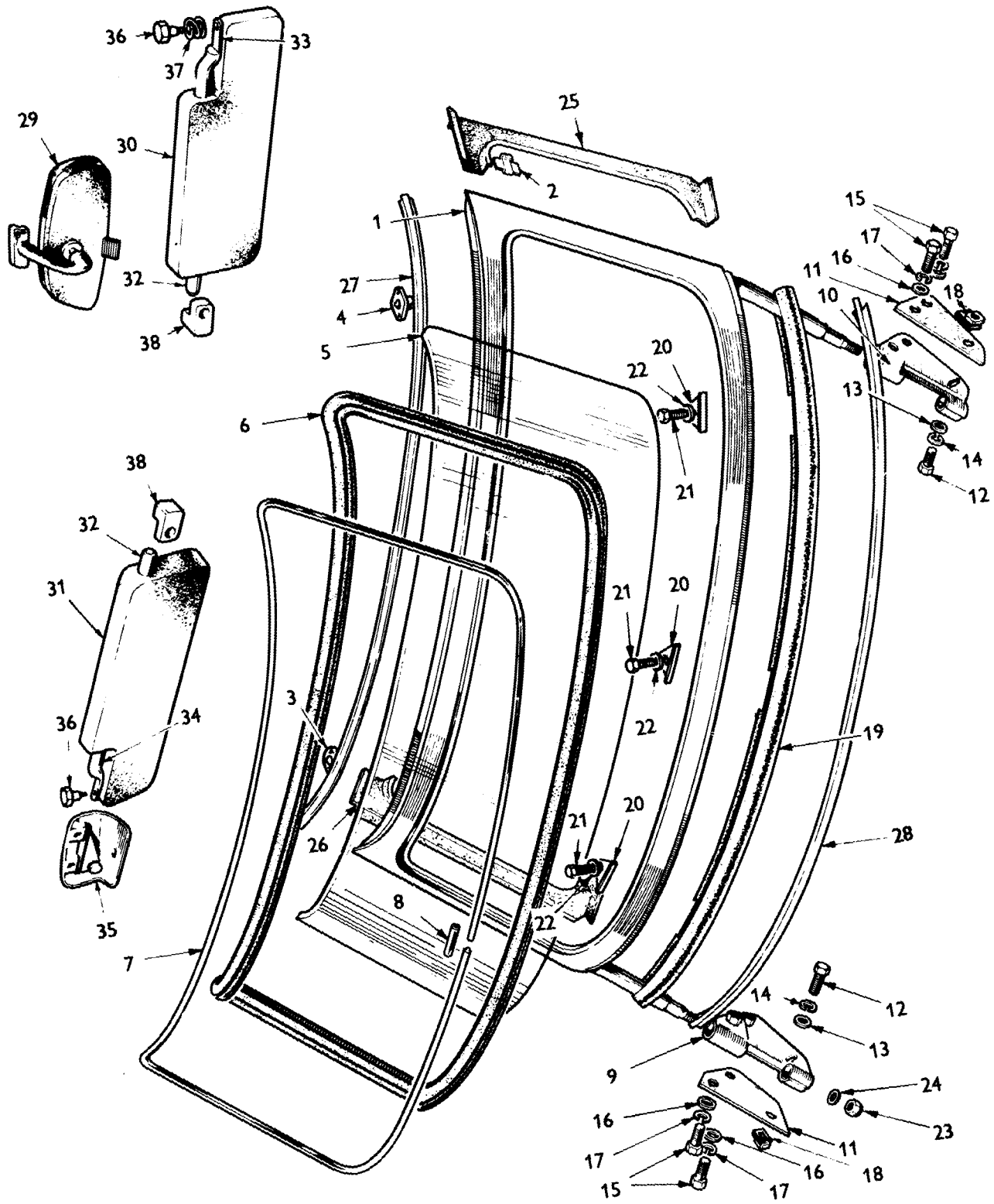


PLATE BN

BODY AND FITTINGS

Plate No.	Part No.	Description	No. per Unit	Remarks
	N/S	INTERIOR MIRROR ASSEMBLY		
	575679	HEAD and stem, interior mirror (Alternative to 574937)	1	} For Hard Top model except Sweden Fitted up to Fitted from Comm. No.CF1
	574936	HEAD - Interior mirror assembly (For Soft Top)	1	
	518083	SCREW - Securing head, interior mirror to stem	1	
	621704	BASE - Interior mirror	1	
	621705	RETAINER - Interior mirror	2	
	512461	SCREW, set, securing mirror to frame	2	
	632095	HEAD AND STEM, Interior mirror	1	
	N/S	INTERIOR MIRROR ASSEMBLY		
	575679	HEAD and stem, interior mirror	1	} Fitted from Up to Comm. No. CF1 All markets fitted from
	574936	HEAD, interior mirror assembly	1	
	518083	SCREW, securing head interior mirror to stem	1	
	630995	BASE, interior mirror	1	
	630094	RETAINER, interior mirror	2	
	512461	SCREW, set, securing mirror to frame	1	
	575720	SUN VISOR KIT - R.H.S.	1	
	575719	SUN VISOR KIT - L.H.S.	1	
BN30	812711	SUN VISOR ASSEMBLY, DRIVERS - BLACK	1	Fitted up to Comm.No.CF1
	823421	SUN VISOR ASSEMBLY, DRIVERS - BLACK	1	Fitted from Comm.No.CF1
	812741	SUN VISOR ASSEMBLY PASSENGERS - BLACK L.H. - R.H.S.	1	Fitted up to Comm.No.CF1
	823461	SUN VISOR ASSEMBLY PASSENGERS - BLACK L.H. - R.H.S.	1	Fitted from Comm.No.CF1
BN31	812751	SUN VISOR ASSEMBLY, PASSENGERS - BLACK R.H. - L.H.S.	1	Fitted up to Comm.No.CF1
	823471	SUN VISOR ASSEMBLY, PASSENGERS - BLACK R.H. - L.H.S.	1	Fitted from Comm.No.CF1
	812711	SUN VISOR ASSEMBLY - BLACK	2	Sweden only
	722951	SUN VISOR ASSEMBLY-TRIMMED BLACK	1	Australia Only

Note:- Items marked thus † are available on our Factory Exchange Unit Scheme

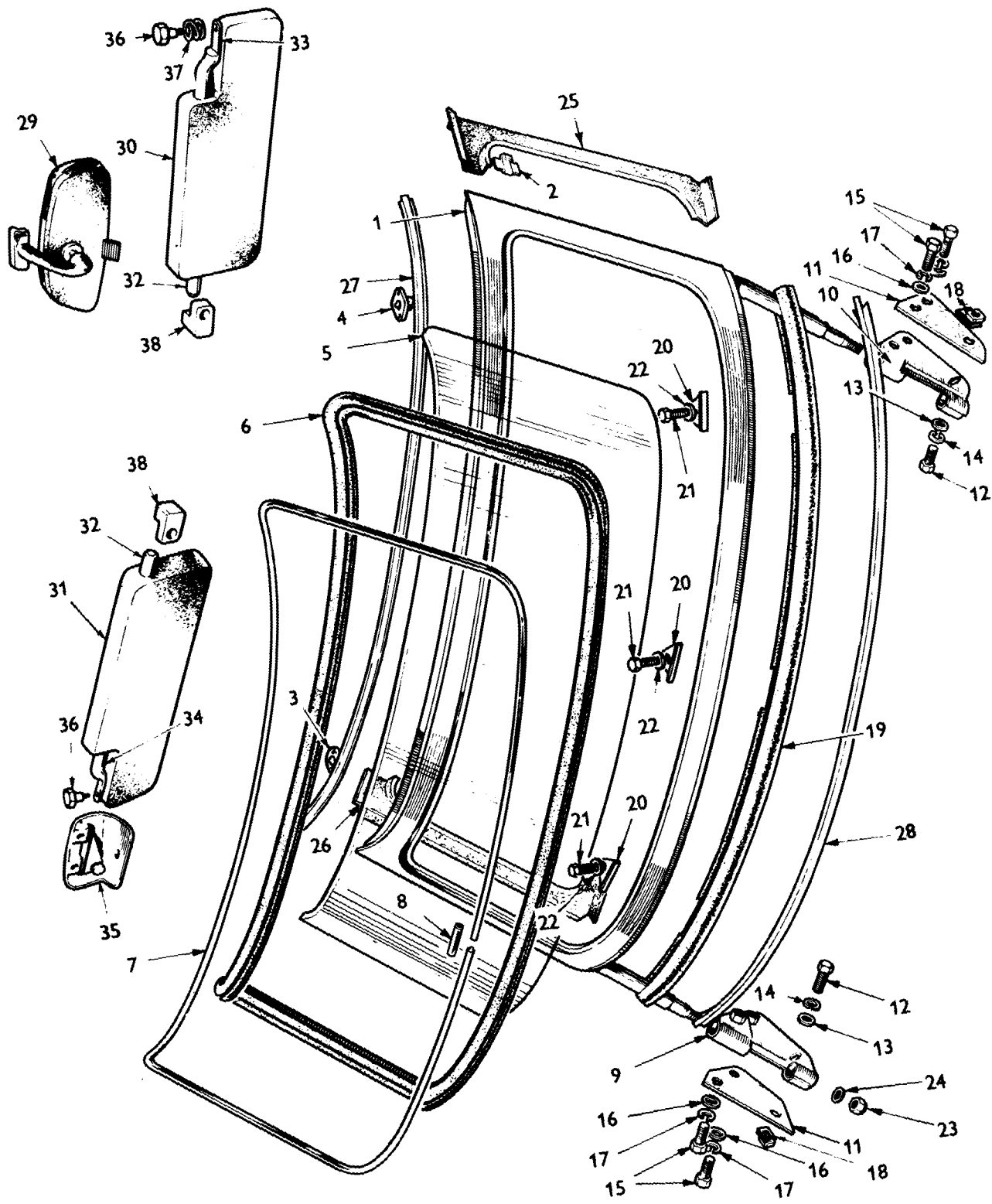


PLATE BN

BODY AND FITTINGS

Plate No.	Part No.	Description	No. per Unit	Remarks
		SUN VISOR ASSEMBLY - Continued		
BN32	812760	BAR, mounting, inner	2	
BN33	812761	BAR, mounting, outer - L.H.	1	
BN34	812762	BAR, mounting, outer - R.H.	1	
	812684	BRACKET, mounting - L.H.	1	
BN35	812685	BRACKET, mounting - R.H.	1	
	575144	BOLT, longlock	2	
	WP0144	WASHER, plain	2	
	WP0007	WASHER, plain	2	
BN38	622431	RETAINER, sun visor	2	
	511384	SCREW, self tapping, securing retainers	4	
	509556	SCREW, self tapping - Securing both sun visors to windscreen frame	2	
	512156	SCREW, self tapping - Securing both sun visors to windscreen frame	4	
	570145	NUT, fix - Securing both sun visors to windscreen frame	2	
	FC2803	NUT, fix - Securing both sun visors to windscreen frame	4	
	WP0003	WASHER, plain - Securing both visors to windscreen frame	4	

Note:- Items marked thus † are available on our Factory Exchange Unit Scheme

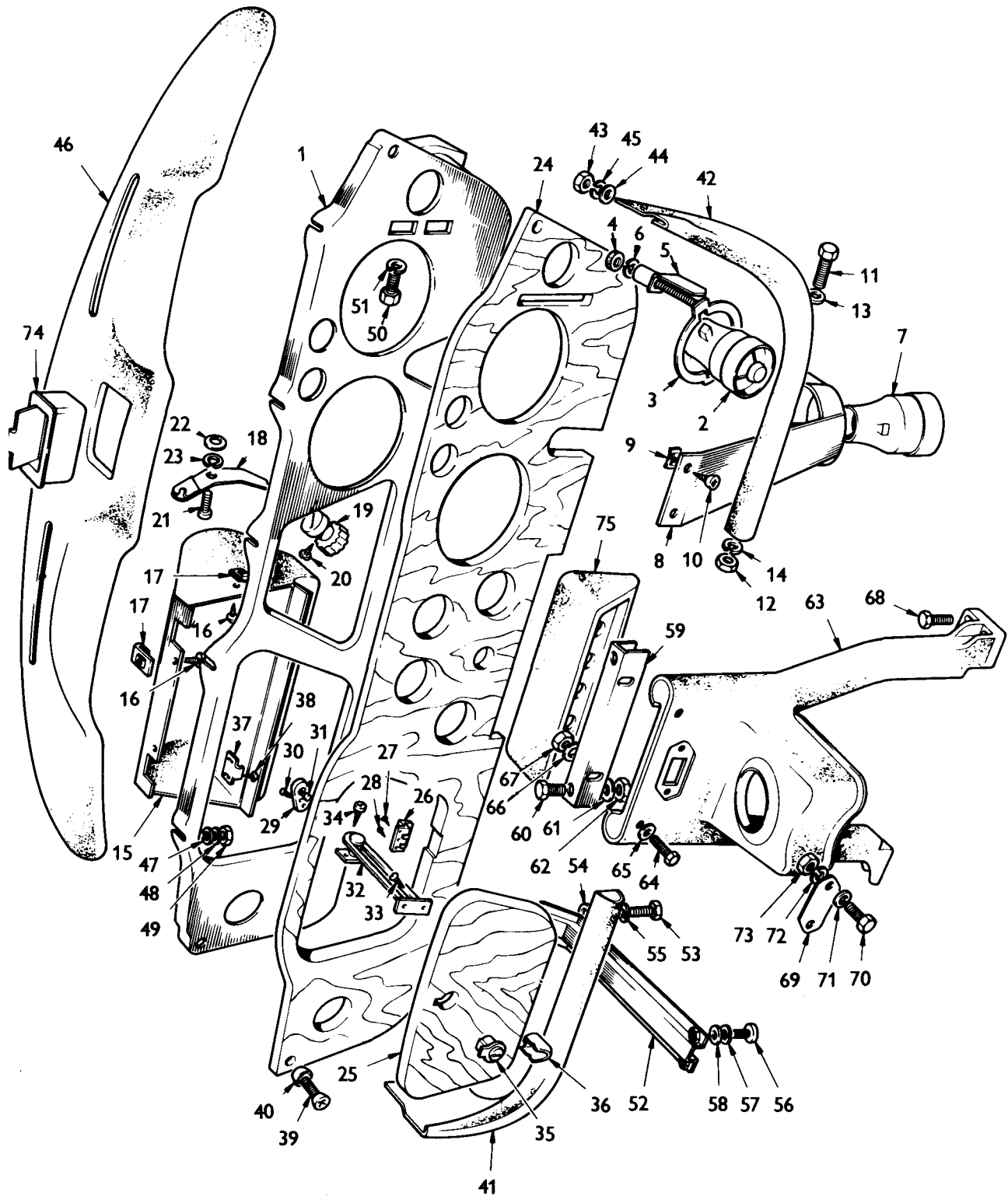


PLATE BP

B1624
T.R.6.

BODY AND FITTINGS

Plate No.	Part No.	Description	No. per unit	Remarks
BP1	910060	METAL FACIA PANEL ASSEMBLY - R.H.S.	1	Fitted up to Comm.No.CF1
	918203	METAL FACIA PANEL ASSEMBLY - R.H.S.	1	Fitted from Comm.No.CF1
	907669	METAL FACIA PANEL ASSEMBLY - L.H.S.	1	Fitted up to Comm.No.CF1
	918204	METAL FACIA PANEL ASSEMBLY - L.H.S.	1	Fitted from Comm.No.CF1
	616256	BRACKET, check link retainer	1	
BP2	713040	LOUVRE, facia (Metal)	2	} Fitted up to Body No.
BP3	620408	RING, clamping assembly - Securing facia louvres	2	
BP4	620848	NUT, knurled - Securing facia louvres	4	
BP5	620847	CLAMP - Securing facia louvres	4	
BP6	WQ0304	WASHER, lock - Securing facia louvres	4	
	720650	LOUVRE assembly facia (Plastic)	2	
	725776	LOUVRE assembly (Plastic)	2	Fitted from Comm.No.CF1
	629142	RING sealing - facia louvre assy	2	
BP7	713040	LOUVRE, foot level (Metal)	2	Fitted up to Body No.
	720650	LOUVRE assy, foot level (Plastic)	2	Fitted from Body
	629142	RING, sealing - louvre assy foot level	2	No.
BP8	622133	BRACKET, support, assembly, foot level louvres - R.H.	1	
	622132	BRACKET, support, assembly, foot level louvres - L.H.	1	
BP9	FF2544	NUT, spire - Support bracket to facia	4	
BP10	YZ3404	SCREW, self tapping - Support bracket to facia	4	
BP11	HU0506	SCREW, set - Securing louvres to support bracket foot level vent	2	
BP12	HN2005	NUT - Securing louvres to support support foot level vent	2	
BP13	WP0005	WASHER, plain - Securing louvres to support bracket foot level vent	2	
BP14	WL0205	WASHER, lock - Securing louvres to support bracket foot level vent	2	
BP15	815746	CUBBY BOX facia assembly - R.H.S.	1	
	815747	CUBBY BOX facia assembly - L.H.S.	1	
BP16	YA0303	SCREW, self tapping - Cubby box to facia	6	
BP17	514917	NUT, fix - Cubby box to facia	6	
BP18	616333	LEVER, vent, assembly	1	} Fitted up to
BP19	601678	KNOB, vent lever	1	
BP20	YB1102	SCREW, knob to lever	1	
BP21	RR0606	RIVET - Lever assembly to facia panel	1	

Note:- Items marked thus † are available on our Factory Exchange Unit Scheme

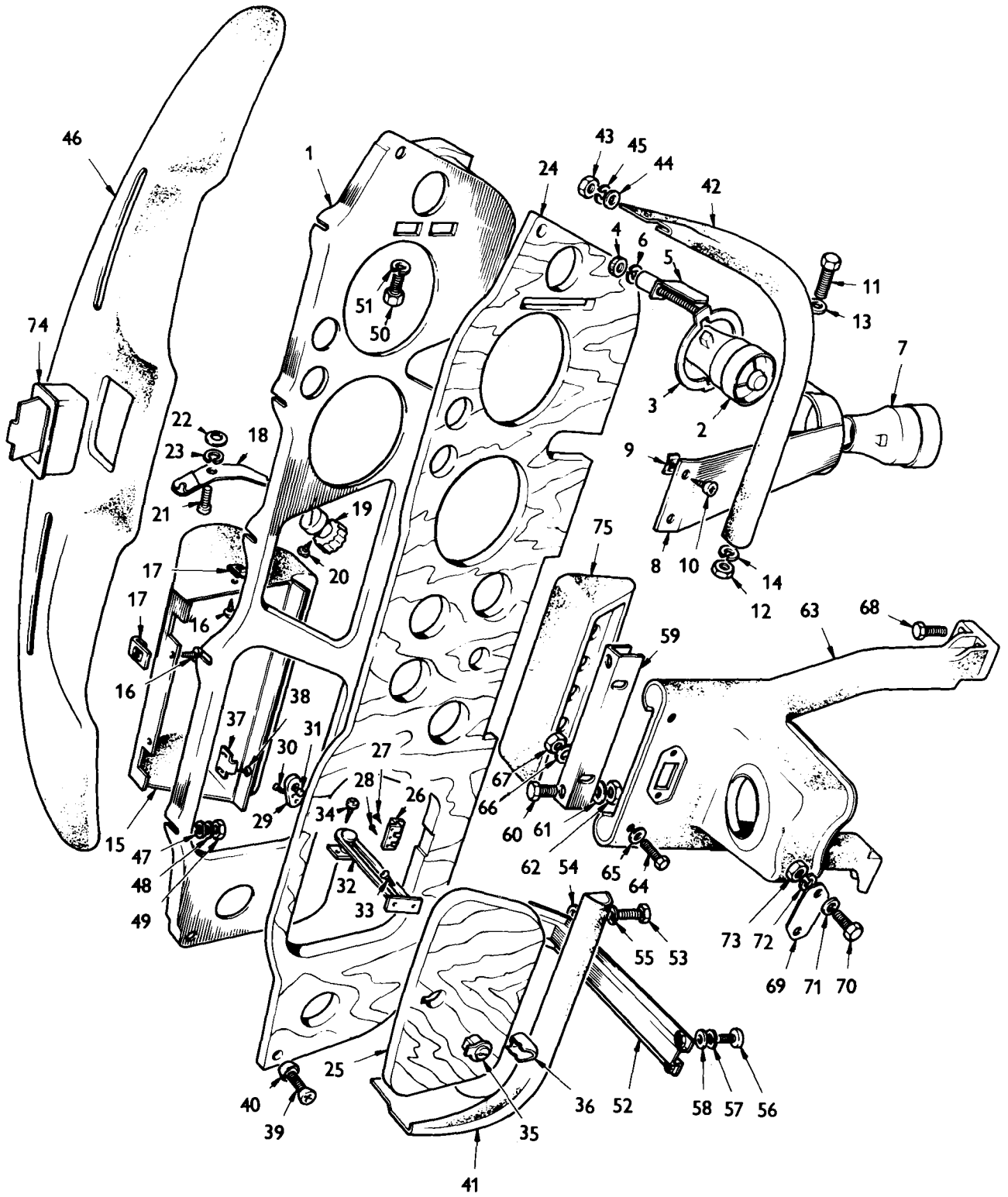


PLATE BP

B1624
T.R.6.

BODY AND FITTINGS

Plate No.	Part No.	Description	No. per Unit	Remarks
BP22	FH3155	RETAINER, truarc - Lever assembly to facia panel	1	
BP23	WD0157	WASHER, spring - Lever assembly to facia panel	1	Fitted up to
BP24	907709	VENEERED FACIA PANEL ASSEMBLY - R.H.S.	1	
	910057	VENEERED FACIA PANEL ASSEMBLY - R.H.S.	1	
	907710	VENEERED FACIA PANEL ASSEMBLY - L.H.S.	1	
	910058	VENEERED FACIA PANEL ASSEMBLY - L.H.S.	1	
BP25	713310	LID, cubby box	1	
	713310	LID, cubby box	1	Fitted from Comm.No.CF1
	634724	PLAQUE, Information, inside cubby box lid	1	Fitted from
BP26	625806	HINGE assembly, cubby box lid	2	
BP27	517771	SCREW, wood - Hinge to lid (Black nickel) and facia	10	
BP28	511668	SCREW, wood - Hinge to lid (Black nickel) and facia	4	
	516760	SCREW, wood	3	
	516761	SCREW, wood	4	
	516762	SCREW	2	
BP29	621695	BRACKET, buffer, cubby box lid	1	
BP30	TWO402	SCREW, wood, bracket to facia	2	
BP31	613863	BUFFER, fitted in bracket	1	
BP32	609745	LINK, check, cubby box lid	1	Fitted up to
	630972	LINK, check, cubby box lid	1	Fitted from
	609745	LINK, check assembly, cubby box lid	1	Fitted from Comm.No.CF1
	CZA7135	SUPPORT, Glove box lid	1	
BP33	511670	SCREW, wood, link to cubby box lid	2	
BP34	510995	SCREW, check link to facia	2	
BP35	611584	LOCK, cubby box (Chrome)	1	} Alternatives
	612381	LOCK, cubby box (Chrome)	1	
	631404	LOCK, cubby box (Black)	1	Alternative to 611584 and 612381
BP36	609463	PULL, finger, cubby box lock	1	
BP37	616275	BRACKET, striker, cubby box lock	1	
BP38	YZ3303	SCREW, striker bracket to facia	2	
BP39	517710	SCREW - Veneered facia panel to metal panel	5	
BP40	517711	WASHER, cup - Veneered facia panel to metal panel	5	

Note:- Items marked thus † are available on our Factory Exchange Unit Scheme

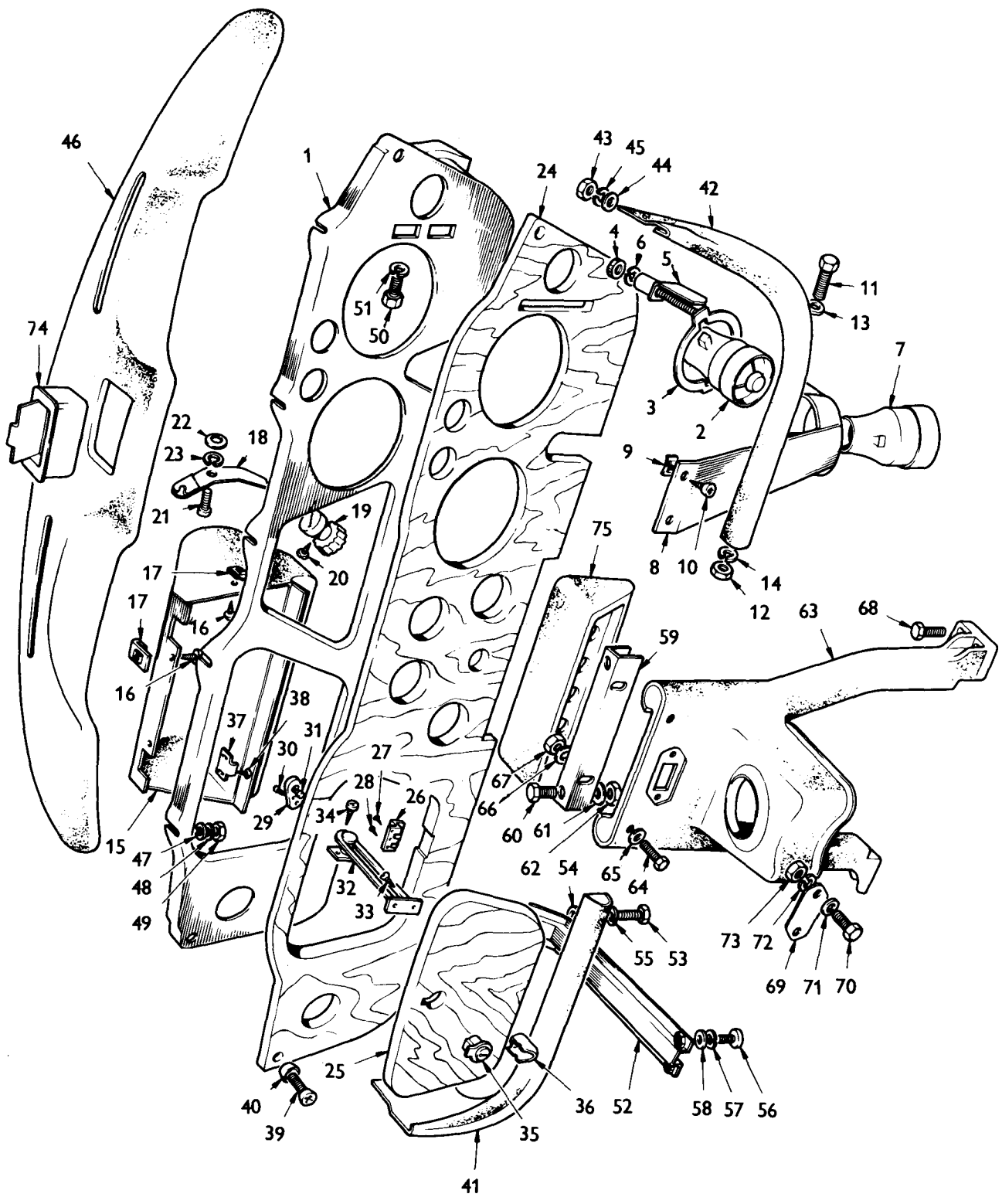


PLATE BP

B1624
T.R.6

BODY AND FITTINGS

Plate No.	Part No.	Description	No. per Unit	Remarks
BP41	812081	PAD, crash, assembly, lower (Black) - L.H.	1	Fitted up to Body No. 50,000
	818401	PAD, crash assembly, lower (Black) - L.H. (L.H.S.)	1	Fitted from Body No. 50,001CC
BP42	812091	PAD, crash, assembly, lower (Black) - R.H. (L.H.S.)	1	Fitted up to Comm. CP.52785
	818411	PAD, crash, assembly, lower (Black) - R.H. (R.H.S.)	1	Fitted from Comm. No. CP.52786
	812081	PAD, crash, assembly, lower (Black) - L.H. (R.H.S.)	1	Fitted from Body No. 50,001CP
BP43	HN2005	NUT - Crash pad assemblies (Lower) to facia panel	6	
BP44	WF0113	WASHER, plain - Crash pad assemblies (Lower) to facia panel	6	
BP45	WQ0305	WASHER, lock - Crash pad assemblies (Lower) to facia panel	6	
BP46	811936	PAD, crash, assembly - Scuttle top	1	
BP47	WL0207	WASHER, lock - Securing facia panel to scuttle rail	5	
BP48	WP0007	WASHER, plain - Securing facia panel to scuttle rail	5	
BP49	HN2007	NUT - Securing facia panel to scuttle rail	5	
BP50	HU0706	SCREW, set - Facia to 'A' post	2	
BP51	WL0207	WASHER, lock - Facia to 'A' post	2	
BP52	610592	CHANNEL, support, assembly, facia to dash	1	
BP53	HU0704	SCREW, set - Support channel to dash side	1	
BP54	WP0023	WASHER, plain - Support channel to dash side	1	
BP55	WL0207	WASHER, lock - Support channel to dash side	1	
BP56	PX0504	SCREW - Support channel to facia panel	2	
BP57	WL0205	WASHER, lock - Support channel to facia panel	2	
BP58	WP0113	WASHER, plain - Support channel to facia panel	2	
BP59	616193	BRACKET, fixing, facia to floor support	1	Fitted up to Comm.No.CF1
	625225	BRACKET, support assy. facia to floor Black	1	Fitted from Comm.No.CF1
BP60	HU0806	SCREW, set - Bracket to facia	2	
BP61	WP0034	WASHER, plain - Bracket to facia	2	

Note:- Items marked thus † are available on our Factory Exchange Unit Scheme

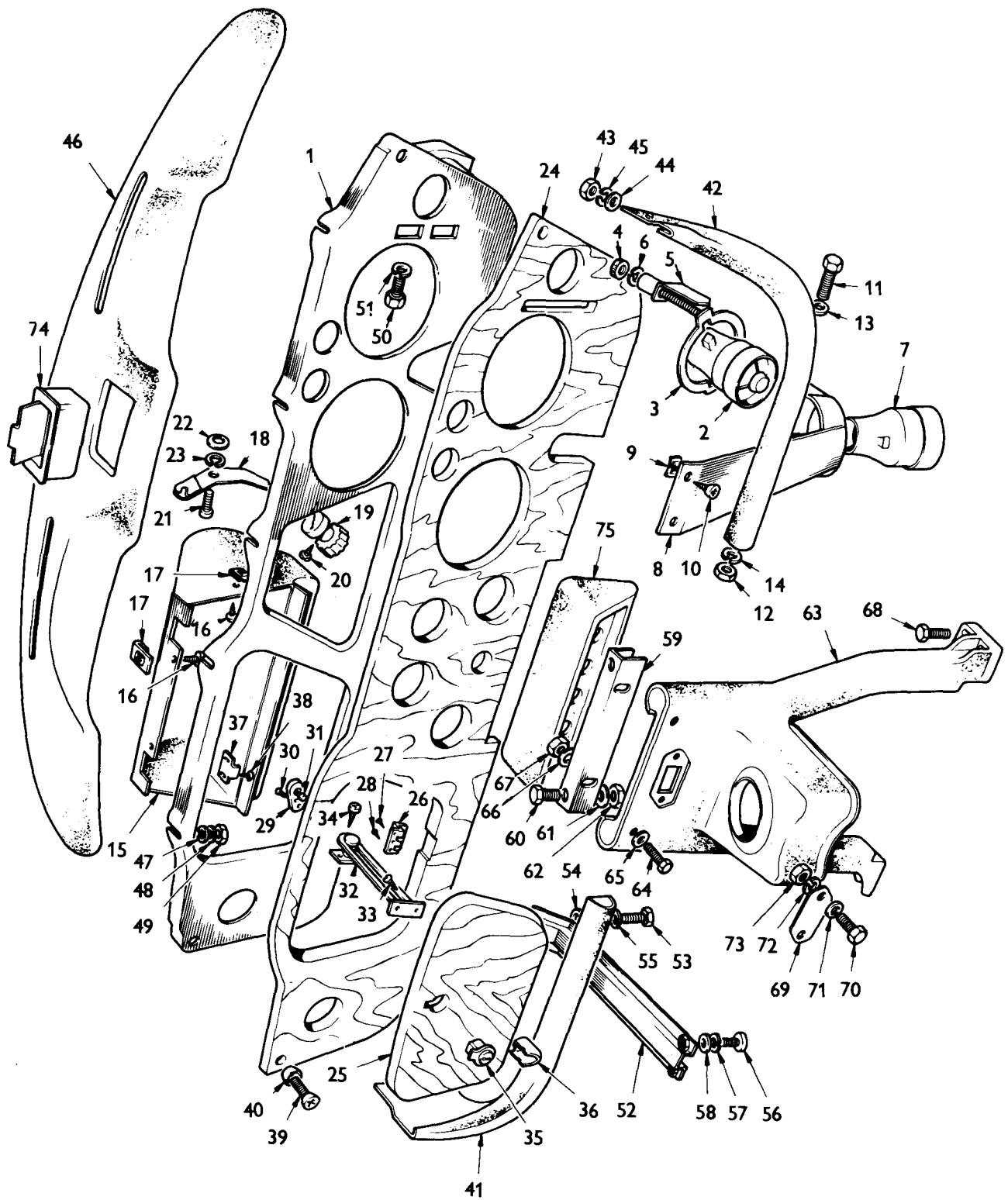


PLATE BP

B1624
T.R.6

BODY AND FITTINGS

Plate No.	Part No.	Description	No. per Unit	Remarks
FACIA PANEL ATTACHMENT DETAILS - Continued				
BP62	YN2908	NUT, nyloc - Bracket to facia	2	
BP63	815721	BRACKET, support, assembly, facia to floor (Black)	1	Fitted up to Comm.No.CF1
	821571	BRACKET, support assy. facia to floor Black	1	Fitted from Comm.No.CF1
	821551	BRACKET, support assy. facia to floor Black	1	Fitted from Comm.No.CF1 U.S.A. Only
BP64	HU0807	SCREW, set - Support bracket to fixing bracket	2	
	623201	CAP, setscrew	2	
BP65	500172	WASHER, plain - Support bracket to fixing bracket	2	
BP66	WP0008	WASHER, plain - Support bracket to fixing bracket	2	
bBP67	YN2908	NUT, nyloc - Support bracket to fixing bracket	2	
BP68	HU0710D	SCREW, set, support bracket to floor	4	
	HU0712	SCREW, set	1	Fitted from Comm.No.CF1 Alternative to HU0710D
BP69	617069	PLATE, cover, radio mounting	11	Fitted up to Comm.No.CF1
	633891	PLATE, cover, radio mounting, Black	1	Fitted from Comm.No.CF1
BP70	512462	SCREW, set - Cover plate to support bracket	2	
BP71	WP0031	WASHER, plain - Cover plate to support bracket	2	
BP72	WL0205	WASHER, lock - Cover plate to support bracket	2	
BP73	HN2005	NUT - Cover plate to support bracket	2	
BP74	613186	ASH TRAY ASSEMBLY - FACIA	1	
BP75	811932	SWITCH PLINTH ASSEMBLY - FACIA	1	For use when Lock type steering is not fitted
	718787	SWITCH PLINTH ASSEMBLY - FACIA	1	For use whenever Lock type steering is fitted
	HU0704	SCREW, set - Plinth reinforcement to facia	1	
	WL0207	WASHER, lock - Plinth reinforcement to facia	1	
	500647	SCREW, self tapping - Securing plinth to facia	2	
	FU2584	NUT, spire - Securing plinth to facia	2	

Note:- Items marked thus † are available on our Factory Exchange Unit Scheme

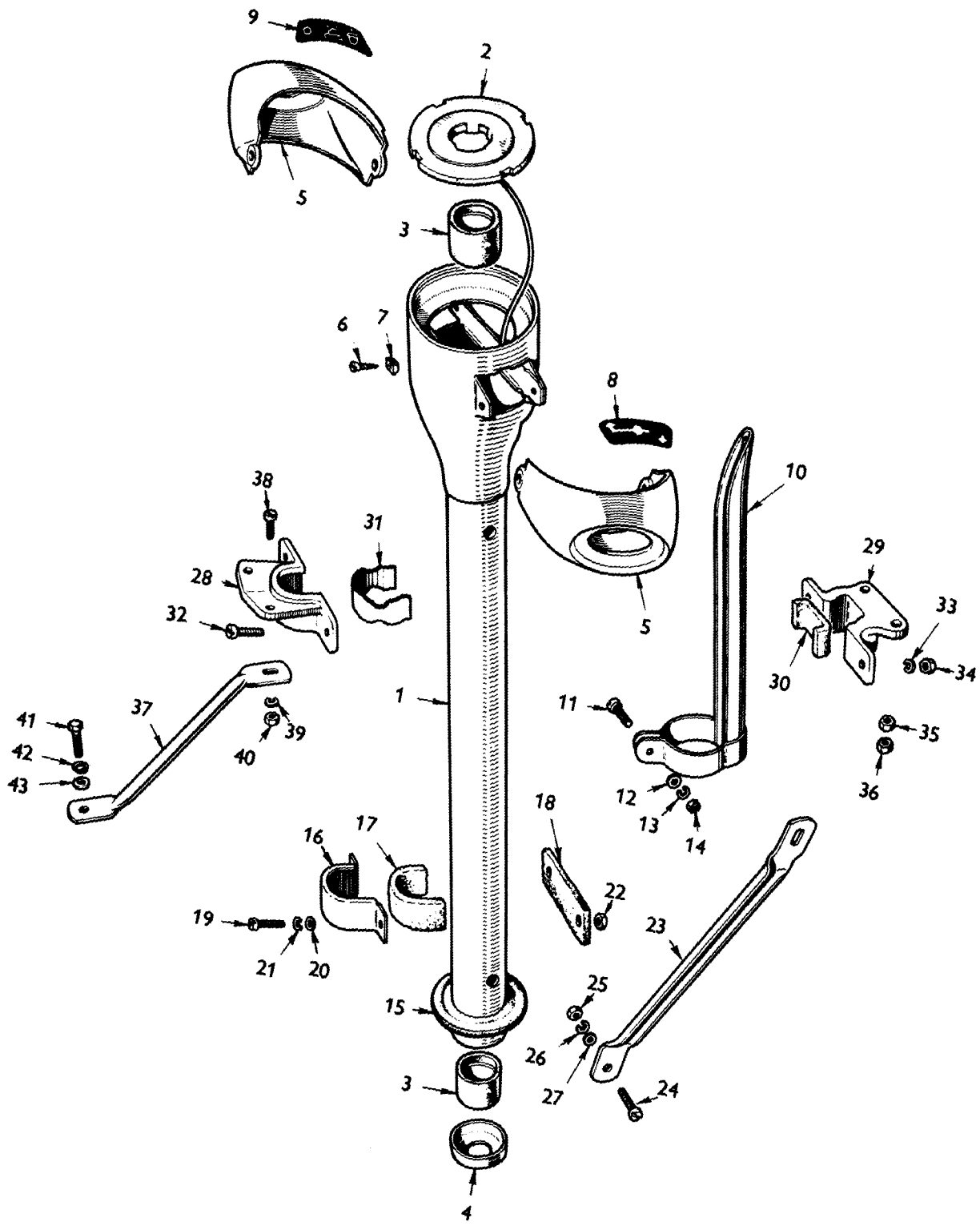


PLATE BQ

B 1506
TR6

BODY AND FITTINGS

Plate No.	Part No.	Description	No. per unit	Remarks
	612072	STEERING COLUMN COWL ASSEMBLY (For use with locking type steering column)	1	Germany and special orders only
	154731	STEERING COLUMN COWL ASSEMBLY (For use with locking type steering column)	1	Fitted from Body No. 50,001CC
	147893	ANTI TORQUE STRAP - R.H. (For use with locking type steering column)	1	Fitted up to Body No. 50,000. Wherever lock type steering is fitted
	147892	ANTI TORQUE STRAP - L.H. (For use with locking type steering column)	1	
	154168	ANTI TORQUE STRAP ASSEMBLY (For use with locking type steering column)(For use with 216449 page)	1	Fitted from Body No. 50,001CC up to Body No. and from Body No. USA only
	154952	ANTI TORQUE STRAP ASSEMBLY (For use with locking type steering column)(For use with 154936 page)	1	Fitted from Body No. 50,001CP. All markets other than USA
	HU0710	SCREW, set	22	All markets
BQ1	611618	STEERING COLUMN COWL ASSEMBLY	1	Alternative to 154731
	154731	STEERING COLUMN COWL ASSEMBLY	1	Alternative to 611618
	608136	CHANNEL, mounting, column switches	1	
BQ2	608462	SLIP RING and insulator assembly	1	
	608356	CABLE assembly, slip ring	1	
BQ3	209423	BEARING assembly, steering column	2	
BQ4	122718	CAP, end, steering column shroud	1	
	122719	WASHER, bearing	1	
BQ5	708479	ESCUTCHEON, light and trafficator switches	2	
	611974	ESCUTCHEON, overdrive and trafficator switches	1	Only required when Overdrive is fitted

Note:- Items marked thus † are available on our Factory Exchange Unit Scheme

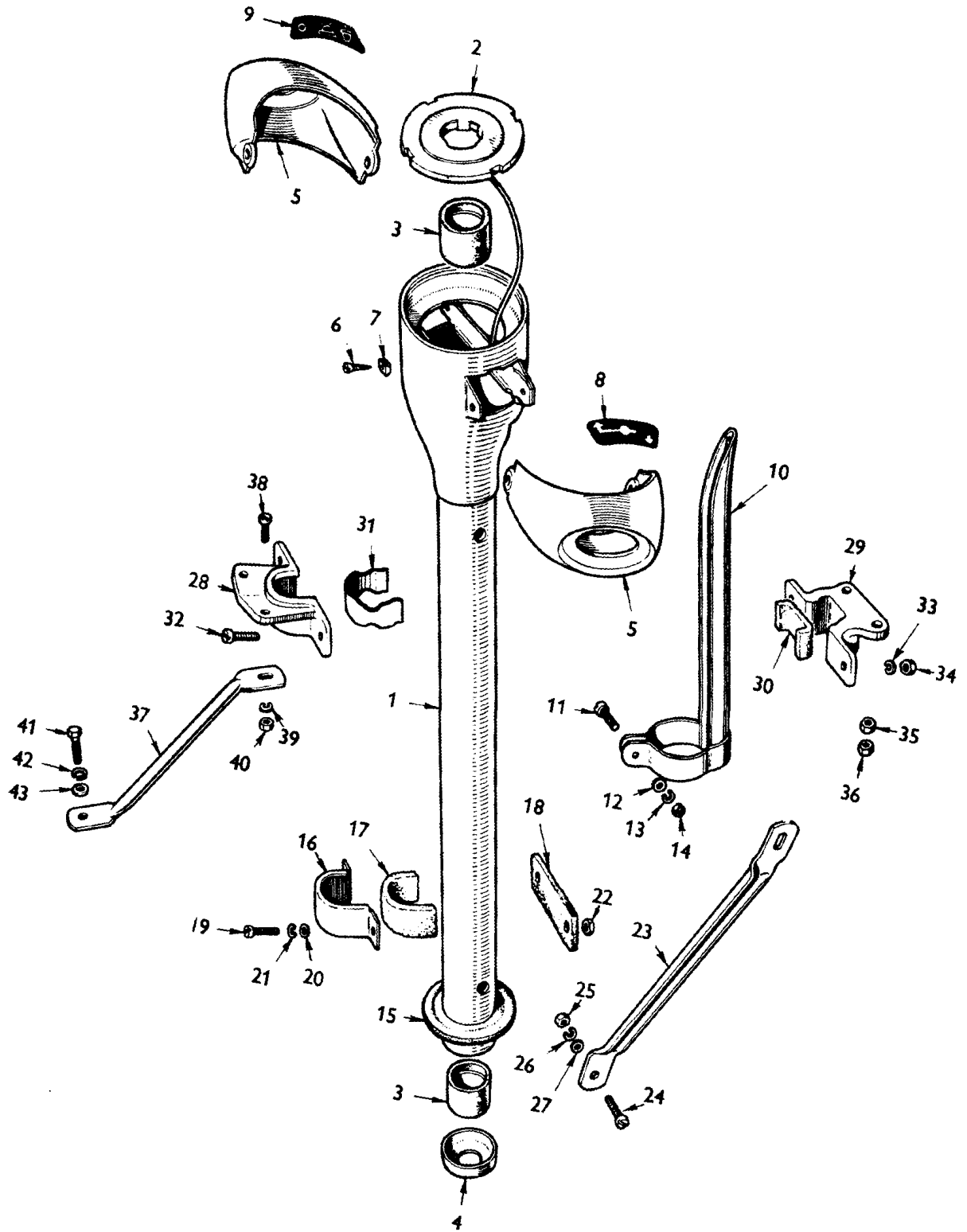


PLATE BQ

B 1506
TR6

BODY AND FITTINGS

Plate No.	Part No.	Description	No.per unit	Remarks
		STEERING COLUMN COWL ASSEMBLY - continued		
BQ6	508051	SCREW, self tapping - Escutcheon to steering column shroud	2	
BQ7	FC2803	NUT, fix - Escutcheon to steering column shroud	2	
BQ8	611011	LABEL, instruction, trafficator switch	1	L.H. Steering Fitted up to
	611012	LABEL, instruction, trafficator switch	1	
BQ9	611013	LABEL, lighting switch	1	L.H. Steering
	611014	LABEL, instruction trafficator switch	1	R.H. Steering. Fitted up to Comm.No. CF1
	621968	LABEL, instruction trafficator switch	1	L.H. Steering Fitted from Comm.No.CF1
	621967	LABEL, instruction trafficator switch	1	
BQ10	611369	COVER, harness, assembly, steering column	1	R.H. Steering
BQ11	PT0504	SCREW, set - Harness cover to steering column shroud	1	
BQ12	WP0138	WASHER, plain - Harness cover to steering column shroud	1	Fitted up to Body No. 50000CC & CP
BQ13	WL0205	WASHER, lock - Harness cover to steering column shroud	1	
BQ14	HN2005	NUT - Harness cover to steering column shroud	1	
	154732	COVER, harness assembly, steering column	1	Fitted from Body No. 50001CC & CP
	154729	PIECE. distance, clamp to steering column lock	1	
BQ15	610608	SEAL, rubber, steering column	1	Fitted up to
		STEERING COLUMN SUPPORT DETAILS		
BQ16	608185	BRACKET, clamp, steering column support, lower	1	
BQ17	608223	STRIP, felt - Support bracket	1	
BQ18	608222	STRIP, felt - Support bracket	1	
BQ19	HU0706	SCREW - Steering support clamp to body bracket	2	
BQ20	WP0035	WASHER, plain - Steering support clamp to body bracket	2	
BQ21	WL0207	WASHER, lock - Steering support clamp to body bracket	2	
BQ22	HN2007	NUT - Steering support clamp to body bracket	2	
BQ23	611531	ROD, tie, to steering column bracket	2	

Note:- Items marked thus † are available on our Factory Exchange Unit Scheme

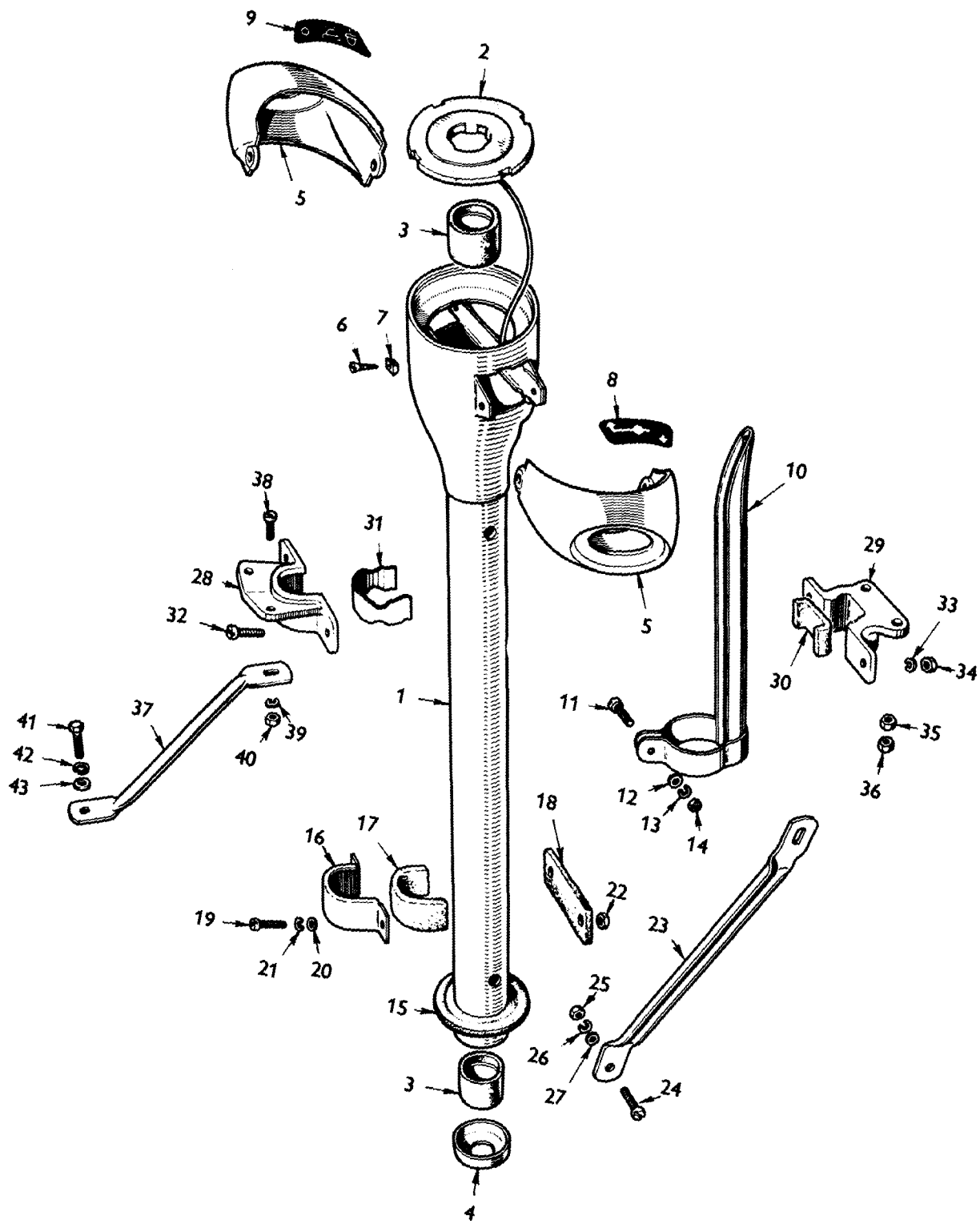


PLATE BQ

B 1506
TR6

BODY AND FITTINGS

Plate No.	Part No.	Description	No.per Unit	Remarks
		STEERING COLUMN SUPPORT DETAILS - continued		
	631207	RETAINER, seal, Steering Column R.H.S.	1	} Fitted from
	631208	RETAINER, seal, Steering Column L.H.S.	1	
	631205	SEAL, Steering Column, R.H. Steering and L.H. Steering Bulkhead	1	
	633679	SEAL, Steering column, R.H. and L.H. steering, bulkhead	1	Fitted fromup to Comm. No. CF1
BQ24	HU0705	SCREW, set - Tie rod to steering column bracket on dash	1	} For use wherever lock type steering is fitted
BQ25	HN2007	NUT - Tie rod to steering column bracket on dash	1	
BQ26	WL0207	WASHER, lock - Tie rod to steering column bracket on dash	1	
BQ27	WP0042	WASHER, plain - Tie rod to steering column bracket on dash	1	
BQ28	611530	CLAMP, steering column, rear-Upper half	1	} Fitted from Body No. 50,001 wherever lock type steering is fitted
BQ29	611529	CLAMP, steering column, rear-Lower half	1	
BQ30	608188	STRIP, felt, steering column clamp	1	
BQ31	609639	SPRING, steering column clamp	1	
BQ32	HU0808	SCREW - Securing upper clamp to lower	2	
BQ33	WL0208	WASHER, lock - Securing upper clamp to lower	2	
BQ34	HN2008	NUT - Securing upper clamp to lower	2	
	HU0809	SETSCREW - Securing upper clamp to lower	2	
	YN2908	NUT, nylon-Securing upper clamp to lower	2	
	154172	NUT, shroud-Securing upper clamp to lower	2	
	WP0008	WASHER, plain-Securing upper clamp to lower	2	
BQ35	HN2007	NUT - Tie rod to facia	2	} Fitted up to Body No. only.
BQ36	JN2107	NUT, lock - Tie rod to facia	2	
BQ37	622137	ROD, upper clamp, steering column	1	
BQ38	HU0706	SCREW, set - Tie rod to column clamp - Upper	1	
BQ39	WL0207	WASHER, lock - Tie rod to column clamp - Upper	1	
	WP0146	WASHER, plain - Tie rod to column clamp - Upper	1	
BQ40	HN2007	NUT - Tie rod to column clamp - Upper	1	
BQ41	HU0705	SCREW, set - Securing tie rod to body	1	
BQ42	WL0207	WASHER, lock - Securing tie rod to body	1	
BQ43	WP0027	WASHER, plain - Securing tie rod to body	1	

Note:- Items marked thus † are available on our Factory Exchange Unit Scheme

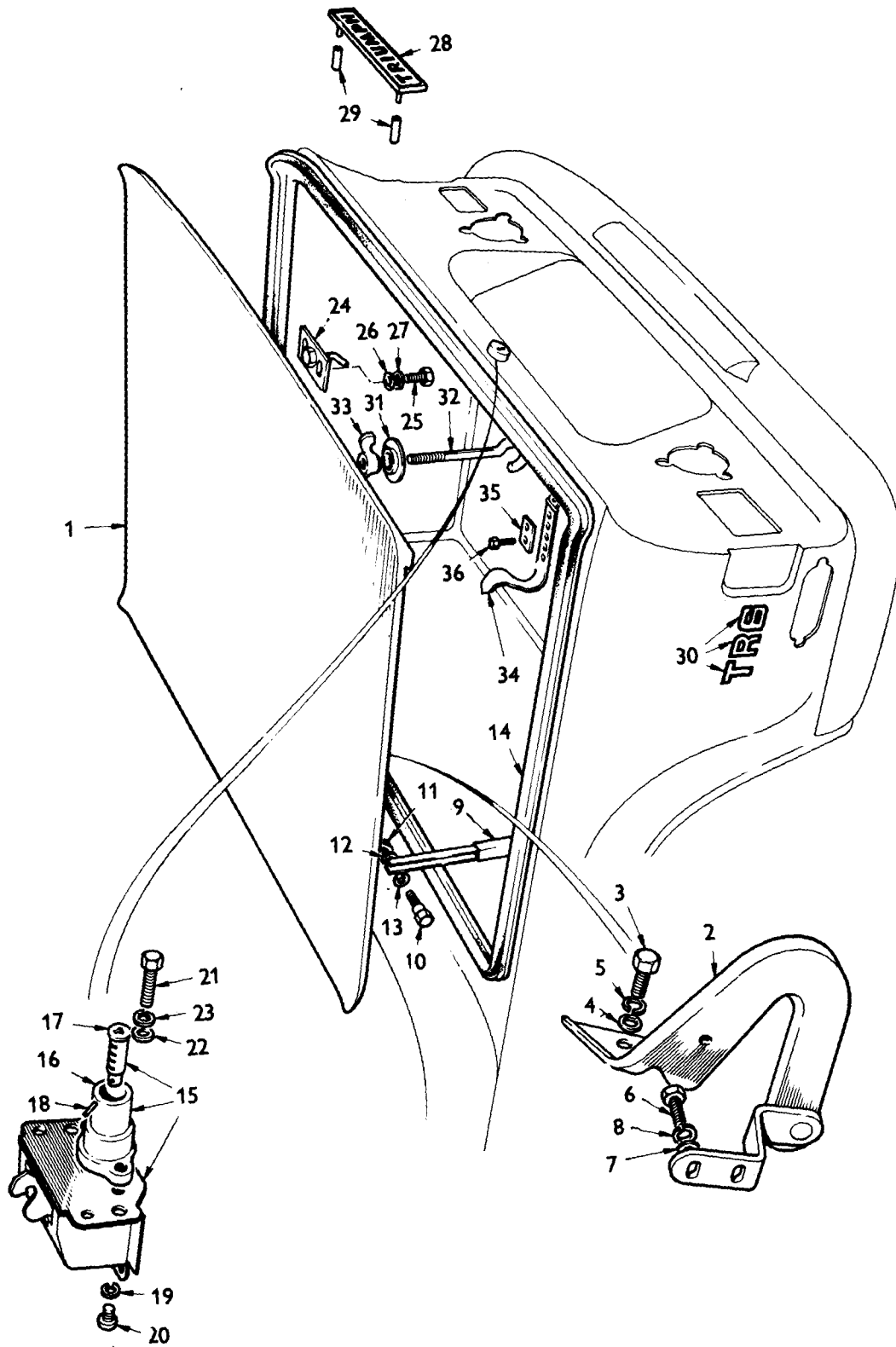


PLATE BS

B 1618
T. R. 6

BODY AND FITTINGS

Plate No.	Part No.	Description	No. per unit	Remarks
BS1	813960	TRUNK LID ASSEMBLY	1	
	715409	TRUNK LID HINGE ASSEMBLY - R.H.	1	
BS2	715408	TRUNK LID HINGE ASSEMBLY - L.H.	1	
	715407	HINGE leaf assembly, trunk lid - R.H.	1	
	715406	HINGE leaf assembly, trunk lid - L.H.	1	
BS3	HU0807P	SCREW, set - Hinges to trunk lid	6	
BS4	WP0008	WASHER, plain - Hinges to trunk lid	6	
BS5	WL0208	WASHER, lock - Hinges to trunk lid	6	
BS6	HU0807	SCREW, set - Hinges to support plate	4	
BS7	WM0058	WASHER, plain - Hinges to support plate	4	
BS8	WL0208	WASHER, lock - Hinges to support plate	4	
BS9	612473	TRUNK LID STAY - SLIDING UNIT	1	
BS10	612475	SCREW, shouldered - Securing stay to lid and body	2	
BS11	511195	WASHER, lock, double coil - Securing stay to lid and body	2	
BS12	511194	WASHER, plain - Securing stay to lid and body	2	
BS13	501795	WASHER, plain - Securing stay to lid and body	2	
BS14	716630	SEAL, rubber - Trunk lid	1	
BS15	813948	LOCK assembly - Trunk lid	1	
BS16	518115	PUSH button sub assembly - Trunk lid lock	1	
BS17	518102	LOCKING device, push button - Trunk lid lock	1	
BS18	518101	PIN, locking device	1	
	518242	RIVET, face bracket to mounting bracket	2	
BS19	518103	WASHER, split - Securing locking device	2	
BS20	518104	SCREW - Securing locking device	2	
BS21	509141	SCREW, set - Trunk lid lock to body	2	
BS22	500223	WASHER, plain - Trunk lid lock to body	2	
BS23	505260	WASHER, lock - Trunk lid lock to body	2	
BS24	623270	LOCK STRIKER assembly	1	
BS25	510503	SCREW, set - Lock striker to trunk lid	2	
BS26	500223	WASHER, plain - Lock striker to trunk lid	2	
BS27	505260	WASHER, lock - Lock striker to trunk lid	2	

Note:- Items marked thus † are available on our Factory Exchange Unit Scheme

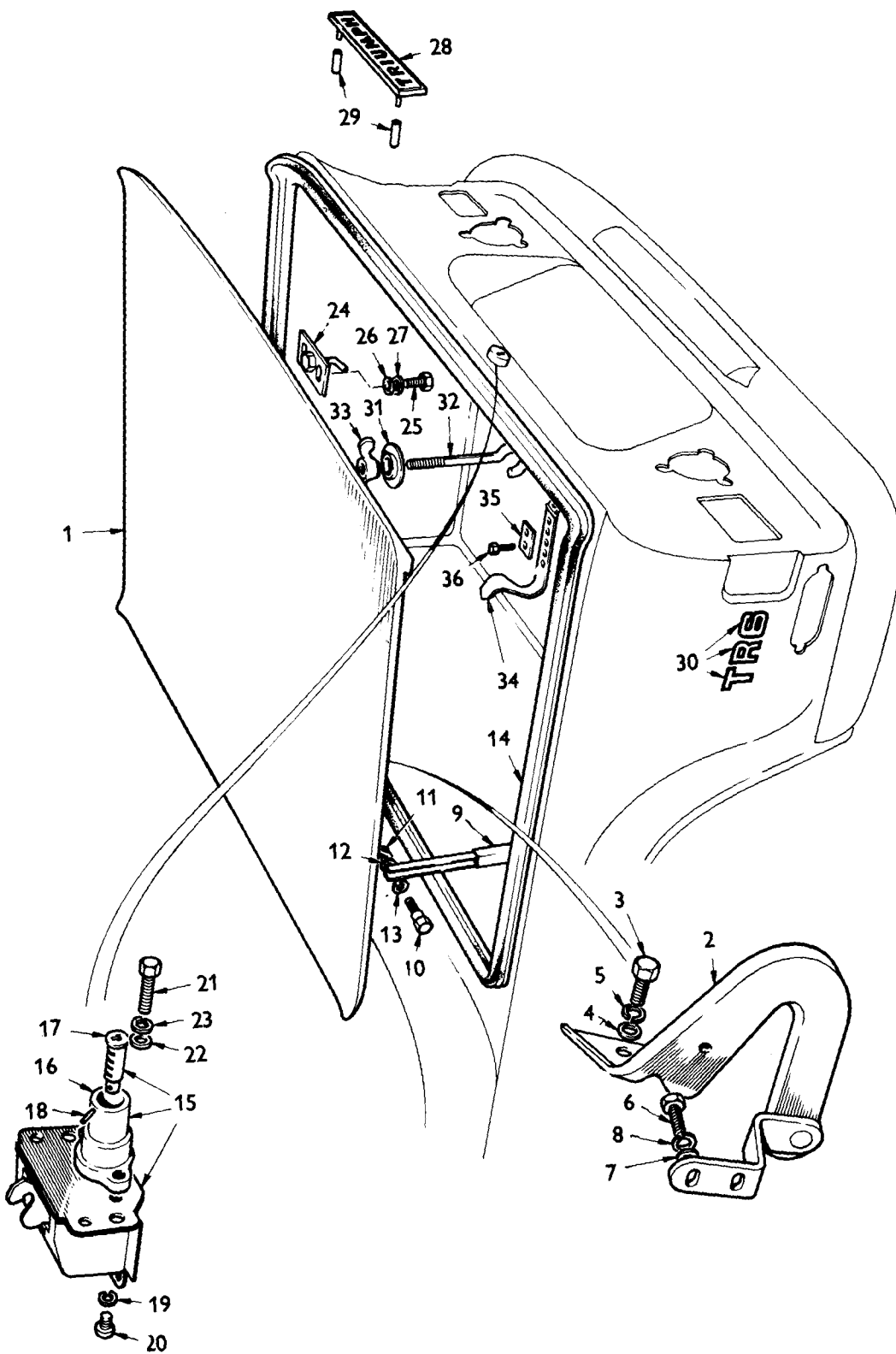
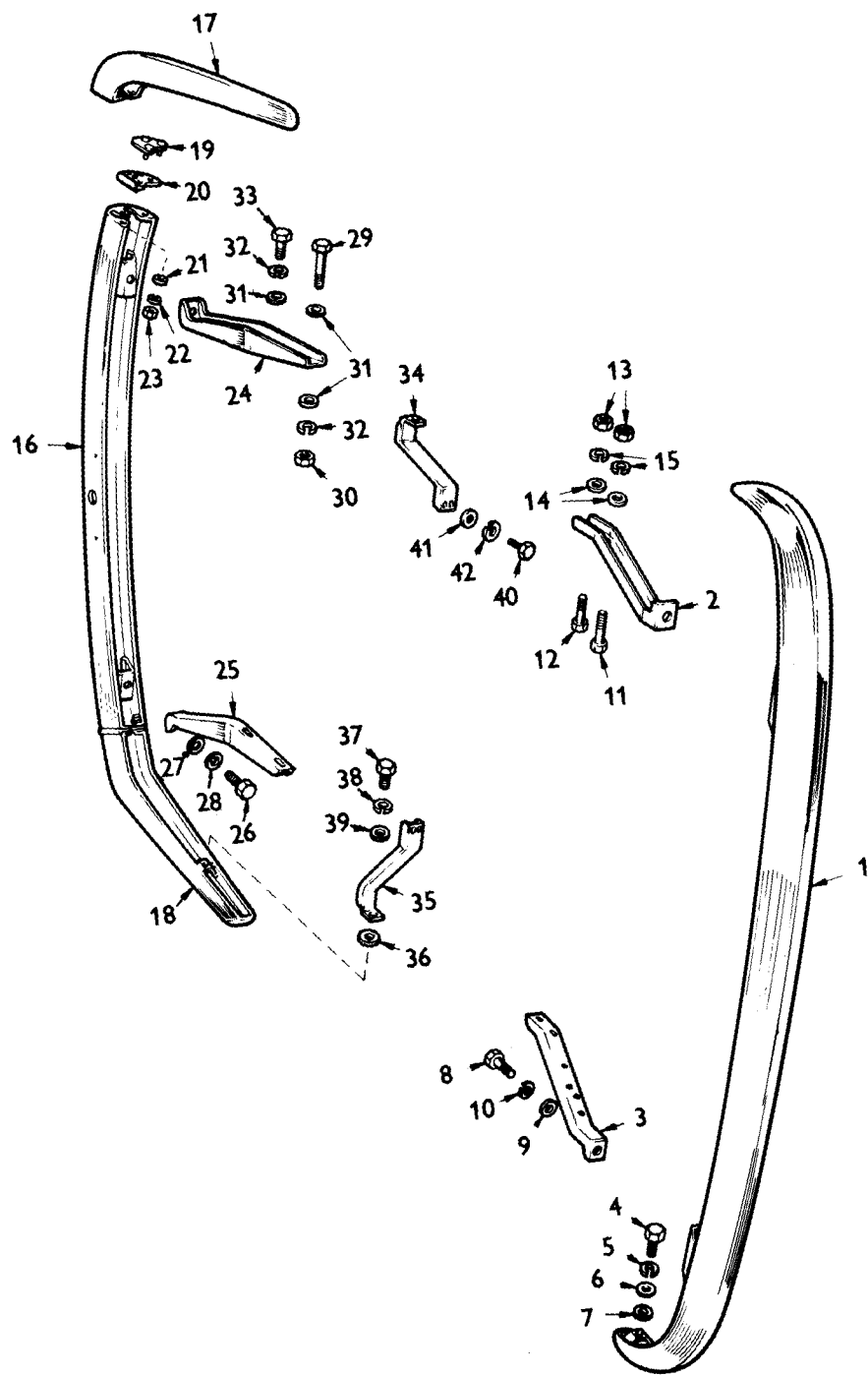


PLATE BS

BODY AND FITTINGS

Plate No.	Part No.	Description	No. per unit	Remarks
NAMEPLATE AND MOULDING DETAILS				
BS28	625430	NAMEPLATE, "Triumph" - On trunk lid	1	Fitted up to Body No. 51615cc
	627563	NAMEPLATE, "Triumph" - on trunk lid	1	Fitted from Body No. 51616cc
BS29	614006	BUSH, friction, securing nameplate	2	Only required when Overdrive is fitted
	622152	NAMEPLATE, "Overdrive" - On trunk lid	1	
	614006	BUSH, friction, securing nameplate	2	
BS30	625666	TRANSFER, "TR6" on both rear wings - Red	2	For all models with white finish Fitted up to Comm.No.CF1 For all models except white and yellow finish For all models with yellow finish Fitted from Comm. No. CF1 U.S.A. Petrol injection models only
BS30	625667	TRANSFER, "TR6" on both rear wings - White	2	
BS30	625668	TRANSFER, "TR6" on both rear wings - Black	2	
	726830	TRANSFER, Union flag, rear wing R.H.	1	
	726831	TRANSFER, Union flag, rear wing L.H.	1	
	626717	NAMEPLATE, "Injection" on trunk lid	1	
	614006	BUSH, friction, securing nameplate	2	
SPARE WHEEL MOUNTING AND TOOL				
STOWAGE DETAILS				
BS31	650016	DISC, clamping - Securing spare wheel	1	
BS32	650017	BOLT, hook - Securing spare wheel	1	
BS33	650019	NUT, wing - Securing spare wheel	1	
BS34	611760	STRAP, tool stowage	1	
BS35	611763	PLATE, retaining - Securing strap to spare wheel pan	1	
BS36	PT0504	SCREW, self tapping - Securing strap to spare wheel pan	2	

Note:- Items marked thus † are available on our Factory Exchange Unit Scheme



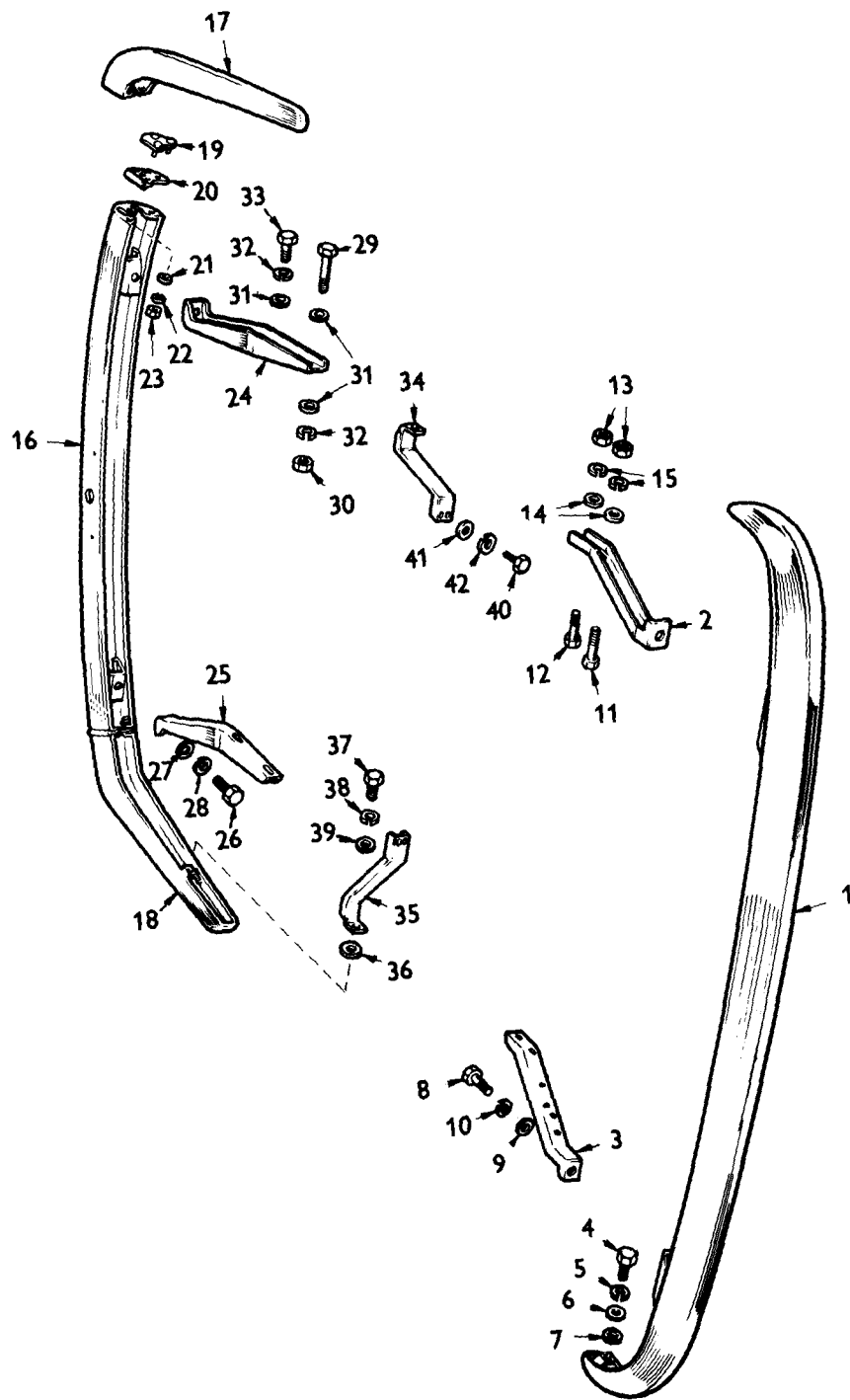
B 1623
T.R. 6

PLATE BV

BODY AND FITTINGS

Plate No.	Part No.	Description	No. per Unit	Remarks
BV1	908376	FRONT BUMPER ASSEMBLY	1	} Fitted up to Comm.No.CF1
BV2	814459	BRACKET, bumper, support, assembly - L.H.	1	
BV3	814460	BRACKET, bumper, support, assembly - R.H.	1	
BV4	HB0808	BOLT - Front bumper side fixing	2	
BV5	WQ0308	WASHER, lock - Front bumper side fixing	2	
BV6	WP0008	WASHER, plain - Front bumper side fixing	2	
BV7	615829	WASHER, rubber - Front bumper side fixing	2	
BV8	HB0908	BOLT - Securing front bumper centre and support brackets	2	
BV9	WM0075	WASHER, plain - Securing front bumper centre and support brackets	2	
BV10	WL0209	WASHER, lock - Securing front bumper centre and support brackets	2	
BV11	HB0924	BOLT - Front bumper support bracket assemblies to chassis	2	
BV12	HB0922	BOLT - Front bumper support bracket assemblies to chassis	2	
BV13	HN2009	NUT - Front bumper support bracket assemblies to chassis	4	
BV14	WM0075	WASHER, plain - Front bumper support bracket assemblies to chassis	4	
BV15	WL0209	WASHER, lock - Front bumper support bracket assemblies to chassis	4	
	631190	WASHER, rubber - Front bumper attach's.	2	
	822530	FRONT BUMPER ASSEMBLY	1	} Securing tube to assy. brkt. support front bumper } Fitted from Comm.No.CF1 } Securing tube to chassis top cross tube assy.
	821408	BRACKET,bumper support assembly-L.H.	1	
	821409	BRACKET,bumper support assembly-R.H.	1	
	821467	TUBE,reinforced bumper support	2	
	632053	PLATE, bumper support	2	
	HU0708	SETSCREW Hex Head 1/4in. UNF x 1in long	4	
	WLO207	WASHER, lock	4	
	HU0910	SETSCREW, Hex Head 1/4in, UNF x 1 1/4in long	2	
	HN2009	NUT, Hex 3/8 in-UNF	2	
	WP0009	WASHER, plain	4	
	WLO210	WASHER, lock	4	
	WM0057	WASHER, plain	2	
	WQ0307	WASHER, lock	2	
	HU0708	SCREW, set	2	
		} Outer fixings bumper to wing	2	

Note:- Items marked thus † are available on our Factory Exchange Unit Scheme



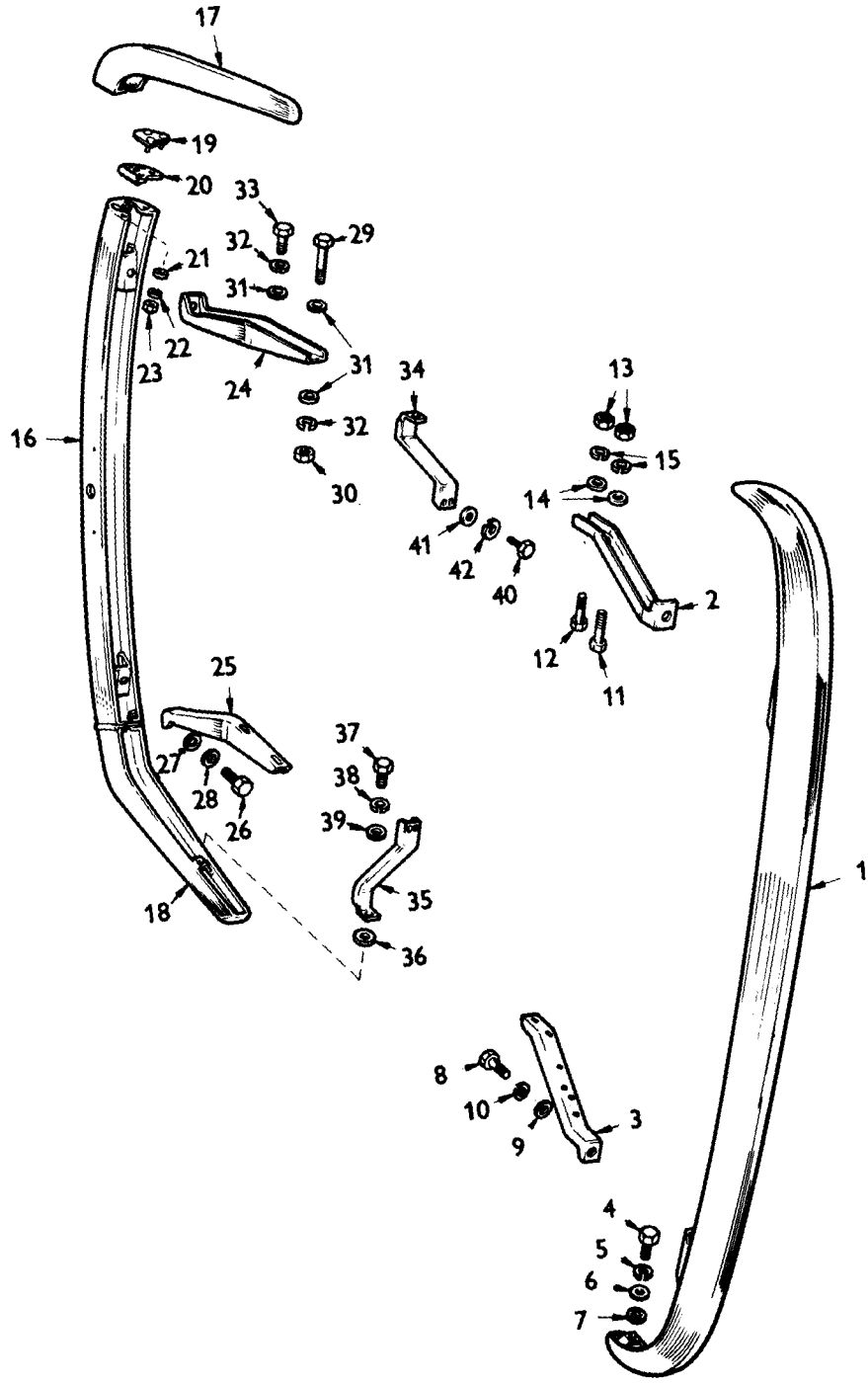
B1623
T.R. 6

PLATE BV

BODY AND FITTINGS

Plate No.	Part No.	Description	No. per Unit	Remarks
BV16	910157	REAR BUMPER CENTRE BAR ASSEMBLY	1	
BV17	910158	REAR BUMPER CORNER BAR ASSEMBLY - L.H.	1	
BV18	910159	REAR BUMPER CORNER BAR ASSEMBLY - R.H.	1	
BV19	575443	JOINT PLATE assembly - Centre bar to corner bars	2	
BV20	623824	WASHER, joint - For joint plate	2	
BV21	502576	WASHER, plain - Securing centre bar to corner bars	6	
BV22	510156	WASHER, lock - Securing centre bar to corner bars	6	
BV23	502509	NUT - Securing centre bar to corner bars	6	
BV24	813715	BRACKET, rear bumper support - L.H.	1	
BV25	813716	BRACKET, rear bumper support - R.H.	1	
BV26	HU0908	SCREW, set - Fixing support brackets to bumper	2	
BV27	WP0009	WASHER, plain - Fixing support brackets to bumper	2	
BV28	WQ0309	WASHER, lock - Fixing support brackets to bumper	2	
BV29	HB0926	BOLT - Rear bumper support brackets to chassis	2	
BV30	HN2009	NUT - Rear bumper support brackets to chassis	2	
BV31	WP0009	WASHER, plain - Rear bumper support brackets to chassis	6	
BV32	WL0209	WASHER, lock - Rear bumper support brackets to chassis	4	
BV33	HB0910	BOLT - Rear bumper support brackets to chassis	2	
BV34	714714	OUTRIGGER, rear bumper - L.H.	1	
BV35	714715	OUTRIGGER, rear bumper - R.H.	1	
BV36	615829	WASHER, rubber, mounting bracket to body - Securing bumper to side bracket	2	Fitted up to
	631190	WASHER, rubber, securing bumper to side brackets	2	Fitted from
BV37	HU0806	SCREW, set - Securing bumper to side bracket	2	} Fitted up to Comm. No. CP26933 and CC31776
BY38	WL0208	WASHER, lock - Securing bumper to side bracket	2	
BV39	WP0008	WASHER, plain - Securing bumper to side bracket	2	

Note:- Items marked thus † are available on our Factory Exchange Unit Scheme



B1823
T.R. 6

PLATE BV

BODY AND FITTINGS

Plate No.	Part No.	Description	No. per Unit	Remarks
		REAR BUMPER ASSEMBLY - continued		
	HU0906	SCREW, set - securing bumper to side bracket	2	} Fitted from Comm. No. CP.26934 and CC 31777
	WLO209	WASHER, lock - securing bumper to side bracket	2	
	WP0009	WASHER, plain - securing bumper to side bracket	2	
BV40	HU0905	SCREW, set - Outriggers to shackle brackets	4	
BV41	WMO059	WASHER, plain - Outriggers to shackle brackets	4	
BV42	WQ0309	WASHER, lock - Outriggers to shackle brackets	4	

Note:- Items marked thus † are available on our Factory Exchange Unit Scheme
239a

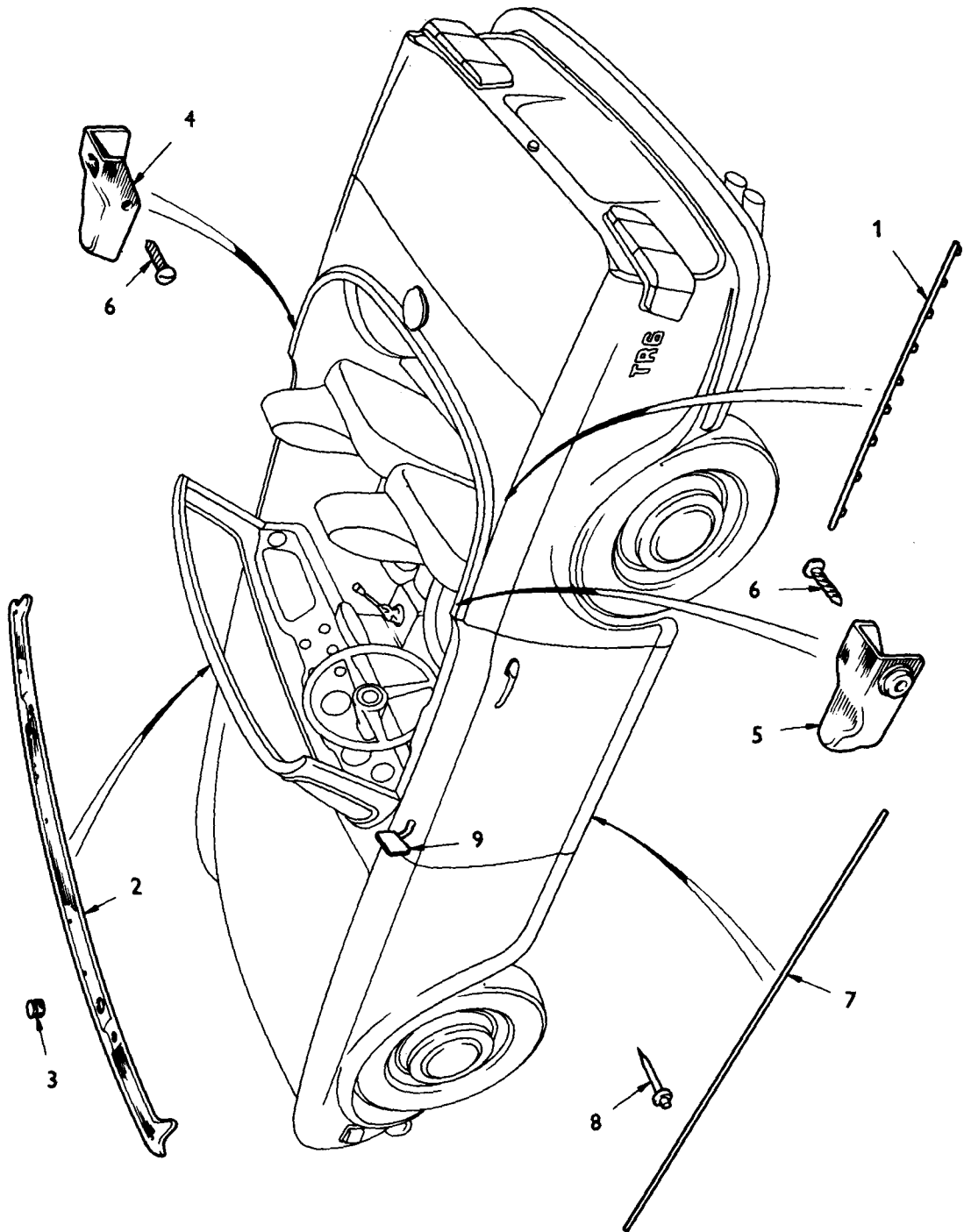


PLATE BW

B1625
TR 6

BODY AND FITTINGS

Plate No.	Part No.	Description	No.per Unit	Remarks
		BODY MOULDINGS AND FINISHERS		
BW1	715230	BEADING, rear wing, and fixing tabs, assembly - Upper	2	} Fitted up to Comm. No. Only.
	553926	TAB, securing mouldings	A/R	
BW2	714429	CAPPING, windscreen	1	
BW3	612235	PLUG, rubber, windscreen capping	1	Soft top models only
	554407	RIVET, Imex, securing capping	9	
	565746	DOT, durable - windscreen capping	2	
	509224	SCREW, self tapping - windscreen capping	2	
BW4	622748	FINISHER 'B' post - R.H.	1	
BW5	622747	FINISHER 'B' post - L.H.	1	
BW6	YA0323	SCREW, self tapping, securing 'B' post finisher	2	
BW7	623421	MOULDING, sill	2	Fitted up to Comm.No. CF1
	625212	MOULDING, sill	2	Fitted from Comm.No. CF.1
BW8	567228	RIVET CLIP, securing sill mouldings	12	
	721493	HOUSE BADGE (BRITISH LEYLAND) - front wing	2	Alternative to 725525
	725525	HOUSE BADGE (BRITISH LEYLAND) - front wing	2	Alternative to 721493
BW9	622352	DOOR MIRROR - DRIVERS SIDE	1	} Special Order only
	622350	STEM assembly, door mirror	1	
	622351	HEAD assembly, door mirror	1	

Note:- Items marked thus † are available on our Factory Exchange Unit Scheme

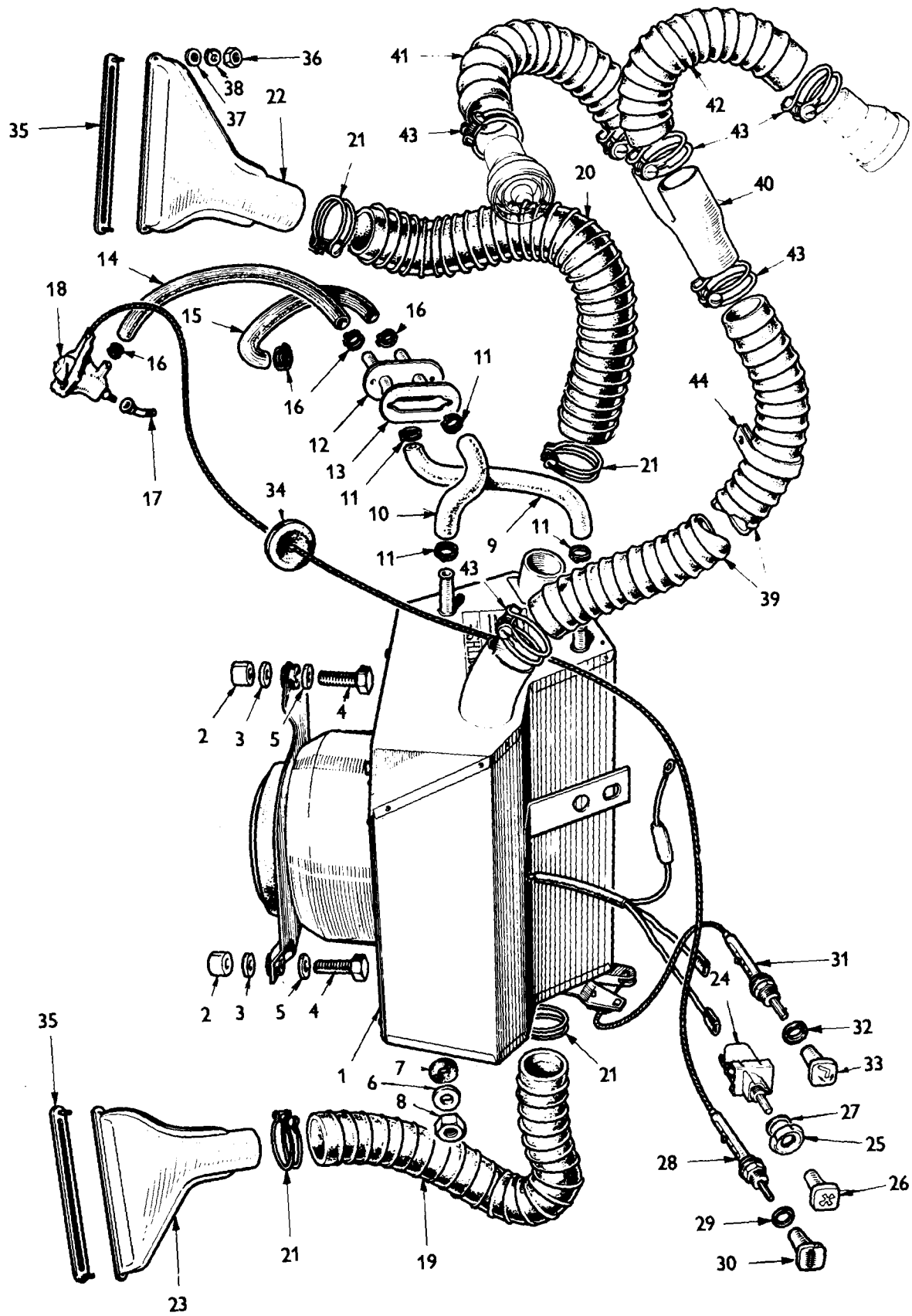


PLATE BR

BODY AND FITTINGS

Plate No.	Part No.	Description	No. per unit	Remarks
HEATER DETAILS				
BR1	812301	HEATER UNIT assembly	1	
	512365	FAN, motor	1	
	521080	MOTOR, heater	1	
	609123	TRUNNION, heater cable	1	
	559980	SCREW, trunnion to heater	1	
BR2	566374	SPACER - Between heater and plenum chamber	3	
BR3	566375	WASHER - Between heater and plenum chamber	3	
BR4	HB0708	BOLT - Heater to plenum chamber	3	
BR5	WP0167	WASHER, plain - Heater to plenum chamber	3	
BR6	566581	WASHER, plain - Heater to bulkhead	1	
BR7	612241	WASHER, rubber - Heater to bulkhead	1	
BR8	HN2007	NUT - Heater to bulkhead	1	
BR9	623284	HOSE, water - Inlet	1	
BR10	623285	HOSE, water - Outlet	1	
BR11	CS4012	CLIP, hose attachment	4	Alternative to CJ3014
	CJ3014	CLIP, hose attachment	4	Alternative to CS4012
	156736	CLIP, hose attachment	4	Alternative to CJ3014
BR12	611043	PIPE, connector, assembly	1	
BR13	611040	PAD, sealing - Connector pipe assembly to bulkhead	1	
	YJ2464	SCREW, self tapping - Connector pipe assembly to bulkhead	2	
	FU2544	NUT, spire - Connector pipe assembly to bulkhead	2	
BR14	622141	HOSE, water (Feed) - Gold and Black	1	Alternative to 627310
	627310	HOSE, water (Feed) - Green	1	Alternative to 622141
BR15	622158	HOSE, water (Return) - Gold and Black	1	Alternative to 627311
	627311	HOSE, water (Return) - Green	1	Alternative to 622158
BR16	CS4012	CLIP, hose attachment	4	Alternative to CS4013
	CS4013	CLIP, hose to heater	4	Alternative to CS4012
	CJ3014	CLIP, hose to heater	4	Alternative to CS4012 and CS4013
	156736	CLIP, hose to heater	4	Alternative to CJ3014
	214404	PIPE assembly, heater to water pump	1	} Petrol injection only
	TL0011	OLIVE - Pipe to water pump	1	
	101302	NUT, tubing - Pipe to water pump	1	
BR17	133061	ELBOW, cylinder head	1	Carburettor engines only
	148435	ADAPTOR, cylinder head	1	Petrol injection only
BR18	565755	VALVE, water, cylinder head	1	
BR19	602636	HOSE, demister - L.H.	1	
BR20	602638	HOSE, demister - R.H.	1	

Note:- Items marked thus † are available on ou; Factory Exchange Unit Scheme

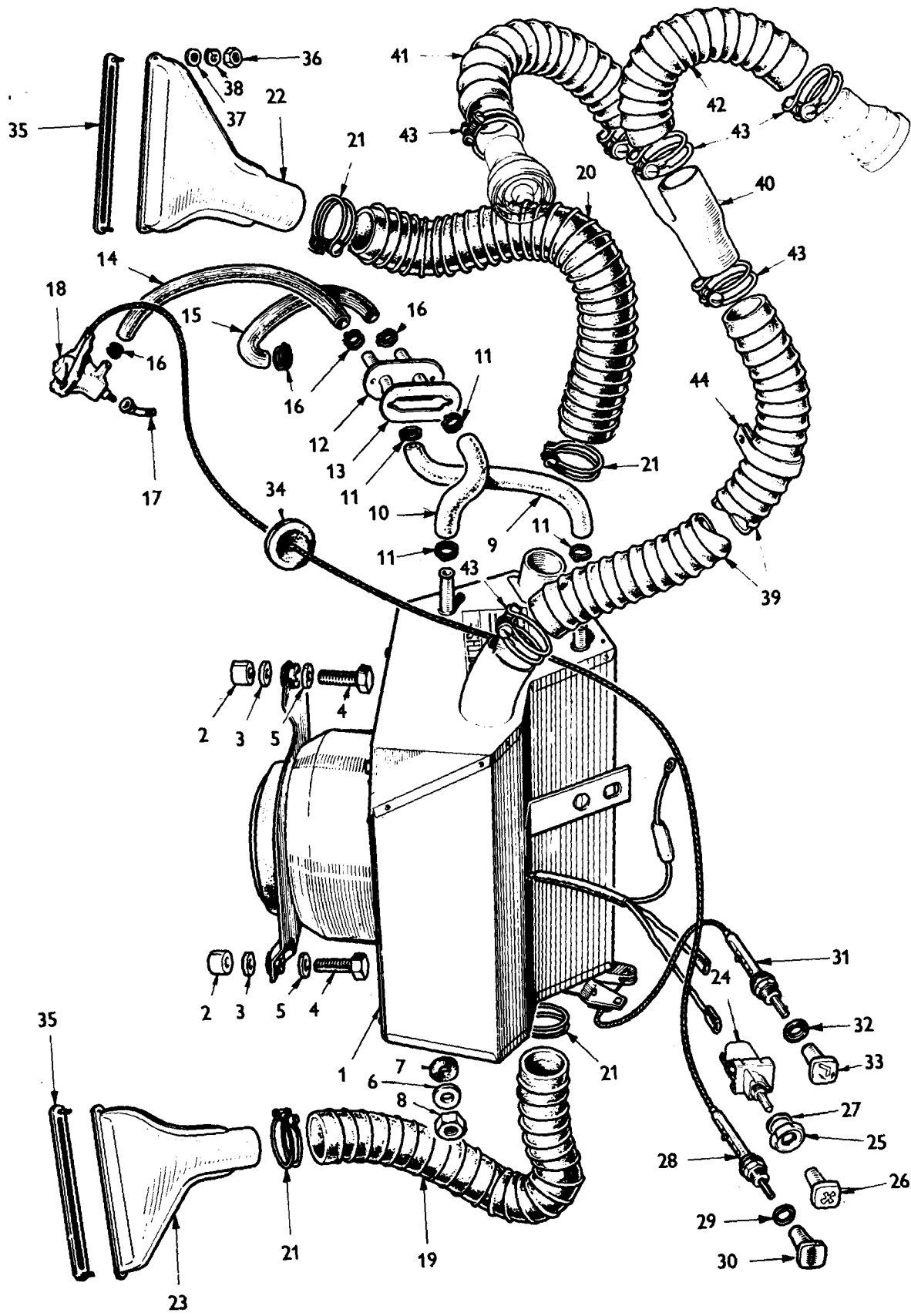


PLATE BR

BODY AND FITTINGS

Plate No.	Part No.	Description	No. per unit	Remarks
HEATER DETAILS - continued				
BR21	CS4024	CLIP, securing hoses to heater	2	
BR22	806741	DUCT, demister - R.H.	1	
BR23	806740	DUCT, demister - L.H.	1	
BR24	131812	SWITCH, heater	1	
BR25	609795	BEZEL, heater switch	1	
BR26	712911	KNOB, switch	1	All markets except USA USA markets fitted up to Body No. 75000CC
	712911	KNOB, switch	1	
	725371	KNOB, switch	1	
BR27	128089	WASHER, under knob	1	
BR28	622361	CONTROL, push/pull, assembly -	1	
BR28	622361	CONTROL, push/pull, assembly - Water heater valve	1	
BR29	566047	BEZEL, push/pull control - Heater	1	
BR30	712903	KNOB, push/pull control - Heater	1	All markets except USA U.S.A. markets fitted up to Body No. 75000CC
	712903	KNOB, push/pull control - Heater	1	
	725372	KNOB, push/pull control - Heater	1	U.S.A. Markets fitted from Body No 75001CC
BR31	622362	CONTROL, push/pull, assembly - Air distributor	1	
BR32	566047	BEZEL, push/pull control - Air distributor	1	
BR33	712909	KNOB, push/pull control - Air distributor	1	All markets except USA U.S.A. markets fitted up to Body No. 75000CC
	712909	KNOB, push/pull control - Air distributor	1	
	725370	KNOB, push/pull control - Air distributor	1	
BR34	602037	GROMMET, push/pull control - Air distributor	1	
	609123	TRUNNION, water valve and heater lever	2	
	559980	SCREW, push/pull control to water valve and heater lever	2	

Note:- Items marked thus † are available on our Factory Exchange Unit Scheme

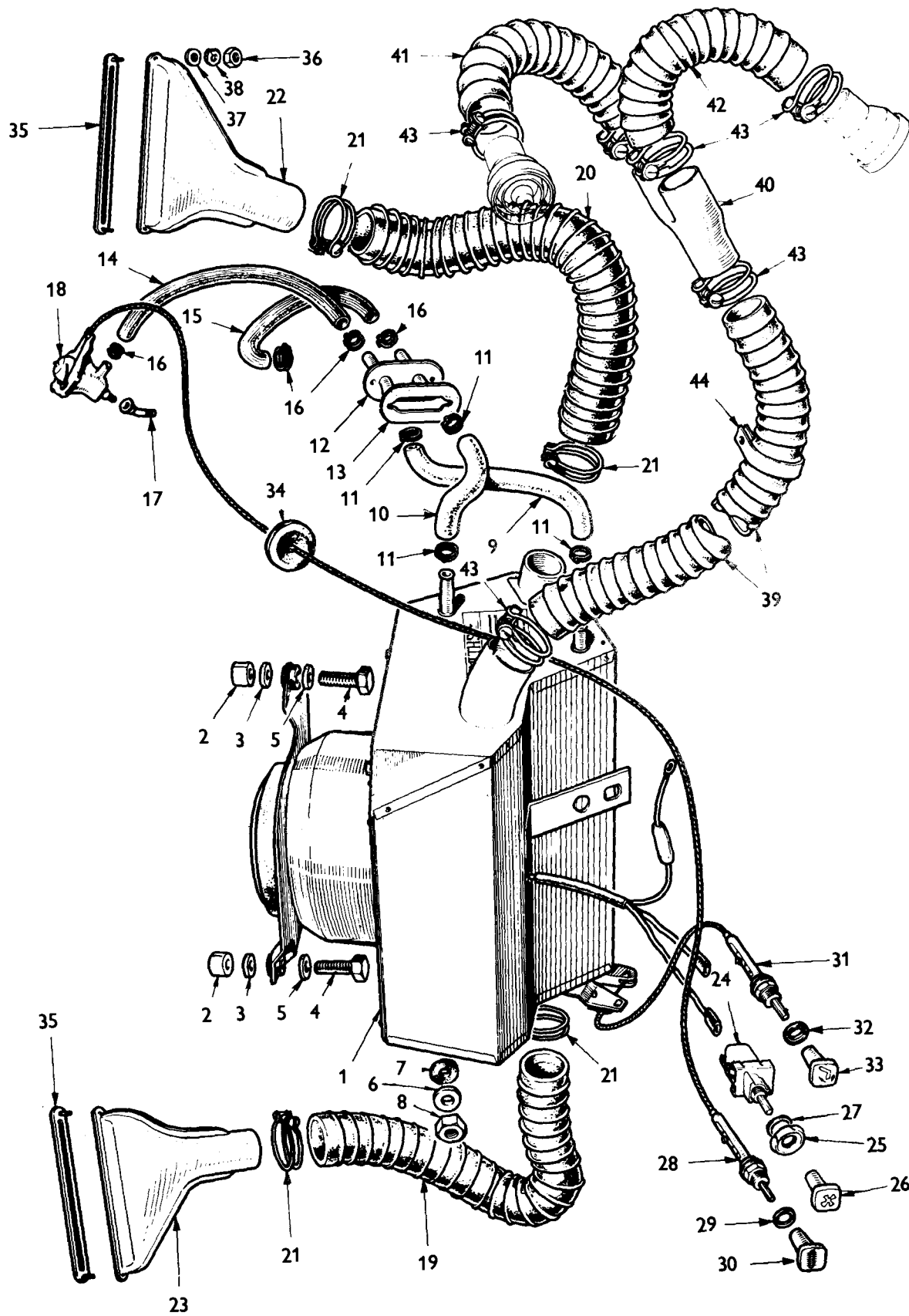


PLATE BR

BODY AND FITTINGS

Plate No.	Part No.	Description	No. per unit	Remarks
BR35	610181	DEMISTER OUTLET	2	
BR36	HN2005	NUT - Securing outlets	4	
BR37	WP0138	WASHER, plain - Securing outlets	4	
BR38	WL0205	WASHER, lock - Securing outlets	4	
BR39	614343	HOSE - Heater to 'Y' piece - Passenger side	1	Fitted up to
	715031	HOSE, Heater to 'Y' piece - Passengers side	1	Fitted from
	614342	HOSE - Heater to 'Y' piece - Driver's side	1	Fitted up to
	715034	HOSE, Heater to 'Y' piece - Drivers side	1	Fitted from
BR40	622138	TUBE, 'Y' piece	2	
BR41	614340	HOSE - 'Y' piece to facia louvre	2	Fitted up to
	715032	HOSE - 'Y' Piece to facia louvre	2	Fitted from
BR42	614341	HOSE - 'Y' piece to foot level louvre	2	Fitted up to
	715033	HOSE - 'Y' piece to foot level louvre	2	Fitted from
	575015	SLEEVE, P.V.C., protecting hose	1	Petrol injection only
BR43	CS4030	CLIP, securing hoses	12	
BR44	622151	RING, clamp, securing hose - Driver's side	1	

Note:- Items marked thus † are available on our Factory Exchange Unit Scheme

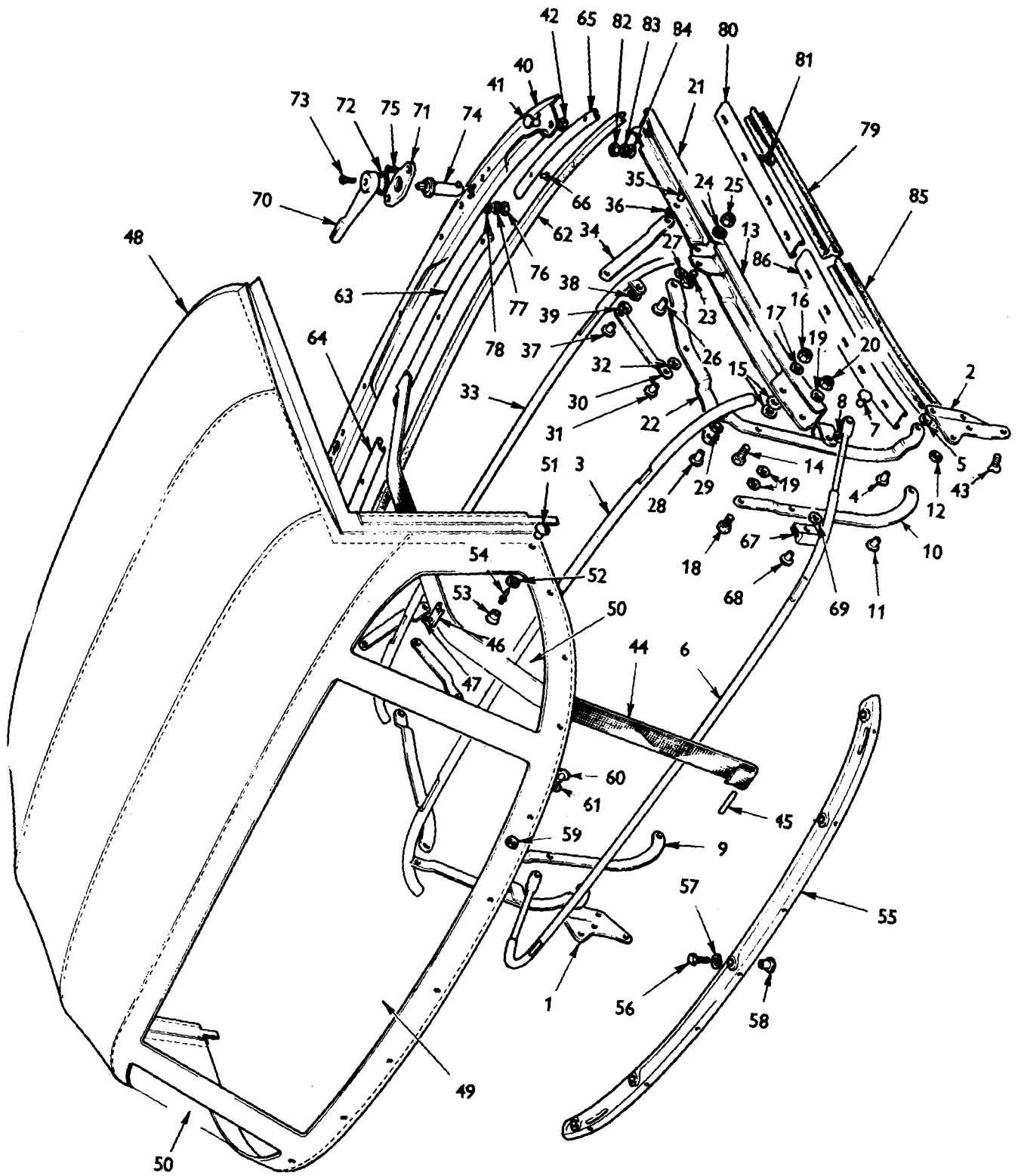


PLATE BT

B 1509
TR6

BODY AND FITTINGS

Plate No.	Part No.	Description	No. per unit	Remarks
	815571	HOOD COMPLETE ASSEMBLY - Black	1	} Fitted up to Comm.No.CF1 All markets except U.S.A.
	815579	HOOD COMPLETE ASSEMBLY - White	1	
	822011	HOOD COMPLETE ASSEMBLY - Black	1	Fitted from Comm.No.CF1
	815621	HOOD COMPLETE ASSEMBLY - Black	1	} Fitted up to Comm.No.CF1 U.S.A. markets only
	815629	HOOD COMPLETE ASSEMBLY - White	1	
	821981	HOOD COMPLETE ASSEMBLY - Black	1	Fitted from Comm.No.CF1
	575981	HOOD COMPLETE ASSEMBLY - Black	1	} German markets only
	575989	HOOD COMPLETE ASSEMBLY - White	1	
	908709	HOODSTICK ASSEMBLY	1	
BT1	712765	BRACKET, assembly, mounting 'B' post hood linkage - L.H.	1	
BT2	712766	BRACKET, assembly, mounting 'B' post hood linkage - R.H.	1	
BT3	811725	HOODSTICK assembly - Main	1	
BT4	RF2710	RIVET - Mounting bracket to main hoodstick and link	4	
BT5	WP0127	WASHER, plain - Mounting bracket to main hoodstick and link	4	
BT6	812180	HOODSTICK assembly, rear	1	
BT7	RF2710	RIVET - Securing rear hoodstick to main hoodstick	2	
BT8	WP0127	WASHER - Securing rear hoodstick to main hoodstick	2	
BT9	712739	LINK, main, assembly, 'B' post mounting bracket to cantrail link - L.H.	1	
BT10	712740	LINK, main, assembly, 'B' post mounting bracket to cantrail link - R.H.	1	
BT11	RF2710	RIVET - Linkage to mounting brackets and hoodstick	4	
BT12	WP0127	WASHER - Linkage to mounting brackets and hoodstick	4	
	575741	COVER, hood frame links, front-L.H.	1	} German markets only
	575743	COVER, hood frame links, rear - L.H.	1	

Note:- Items marked thus † are available on our Factory Exchange Unit Scheme

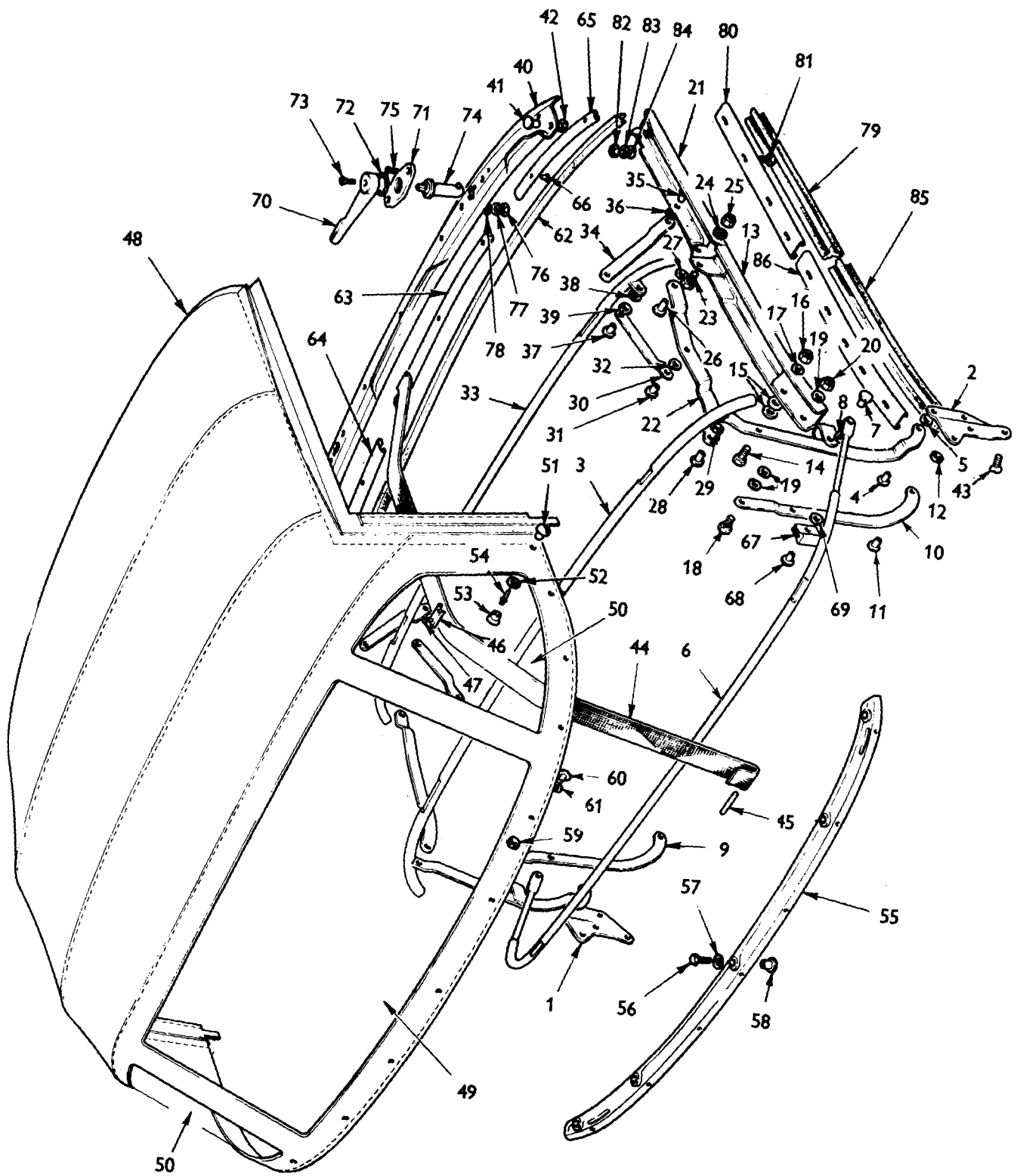


PLATE BT

B 1509
TR6

BODY AND FITTINGS

Plate No.	Part No.	Description	No. per unit	Remarks
		HOODSTICK ASSEMBLY - continued		
	575742	COVER, hood frame links, front - R.H.	1	} German markets only
	575744	COVER, hood frame links, rear - R.H.	1	
	WP0005	WASHER, plain - For securing covers, R.H. and L.H. to hood links, front and rear cantrail	16	
	WLO205	WASHER, lock - For securing covers, R.H. and L.H. to hood links, front and rear cantrail	8	
	503627	NUT - For securing covers, R.H. and L.H. to hood links, front and rear cantrail	8	
	517386	SETSCREW - For securing covers, R.H. and L.H. to hood links, front and rear cantrail	8	
	621505	LINK assembly, roof rear cantrail - L.H.	1	
BT13	621506	LINK assembly, roof rear cantrail - R.H.	1	
BT14	HB0710	BOLT - Roof cantrail link, rear, to main hoodstick	2	
BT15	WMO832	WASHER, distance - Roof cantrail link, rear, to main hoodstick	4	
BT16	YN2907	NUT, nyloc - Roof cantrail link, rear, to main hoodstick	2	
BT17	WP0127	WASHER, plain - Roof cantrail link, rear, to main hoodstick	2	
BT18	HU0707	SCREW, set - Rear cantrail rear to 'B' post pivot	2	
BT19	WP0127	WASHER, plain - Rear cantrail rear to 'B' post pivot	6	
BT20	YN2907	NUT, locking - Rear cantrail rear to 'B' post pivot	2	
	621501	LINK assembly, roof front cantrail - L.H.	1	
BT21	621502	LINK assembly, roof front cantrail - R.H.	1	

Note:- Items marked thus † are available on our Factory Exchange Unit Scheme

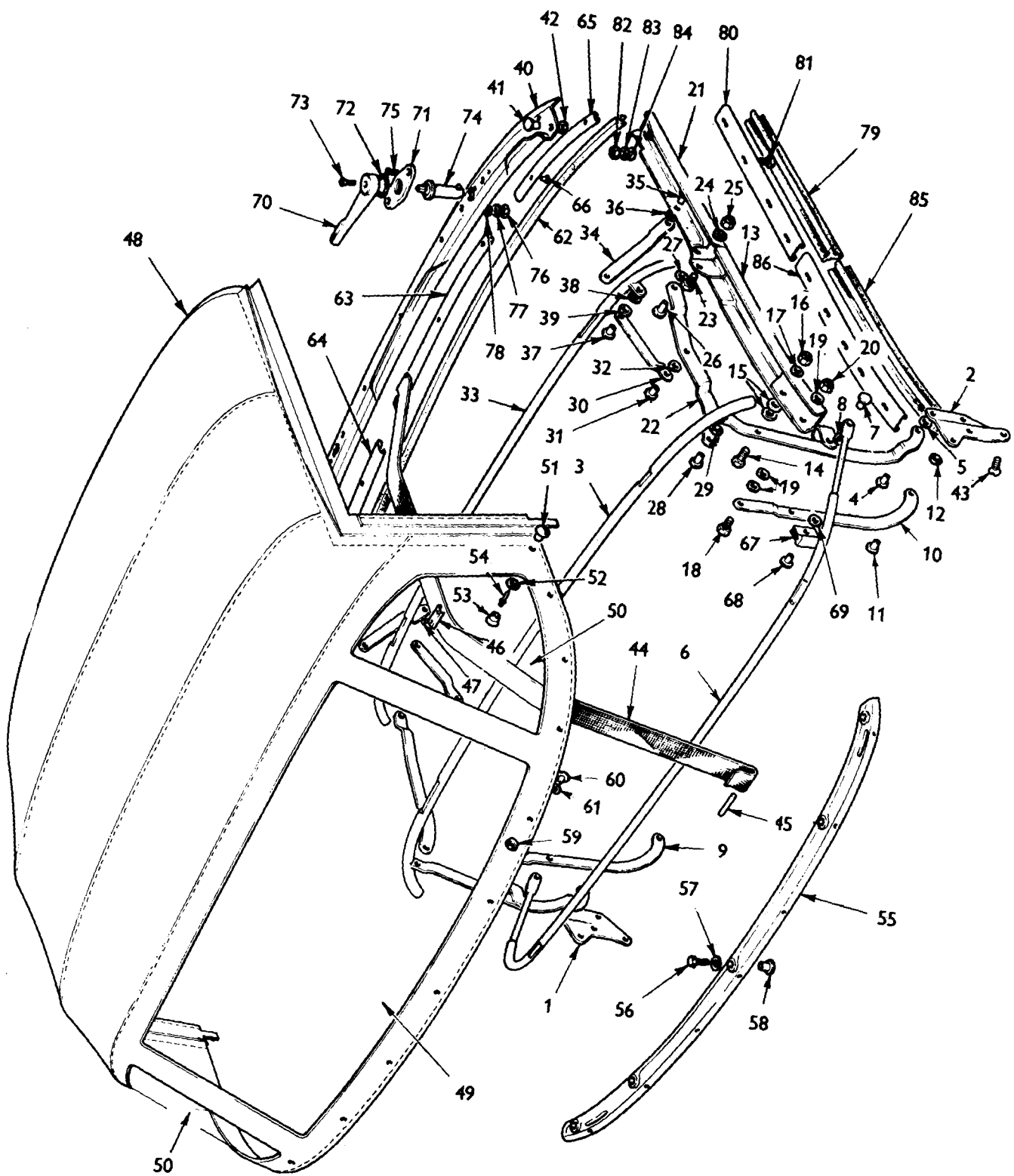


PLATE BT

B 1509
TR6

BODY AND FITTINGS

Plate No.	Part No.	Description	No. per unit	Remarks
		HOOD COMPLETE ASSEMBLY - continued		
	708264	LINK, front, cantrail link to main hoodstick - L.H.	1	
BT22	708265	LINK, front, cantrail link to main hoodstick - R.H.	1	
BT23	HU0706	SETSCREW - Front cantrail to rear cantrail	2	
BT24	WP0127	WASHER, plain - Front cantrail to rear cantrail	2	
BT25	YN2907	NUT, nyloc - Front cantrail to rear cantrail	2	
BT26	RF2709	RIVET - Front cantrail link to front cantrail	2	
BT27	WP0146	WASHER, plain - Front cantrail link to front cantrail	2	
BT28	RF2712	RIVET - Link to main hoodstick	2	
BT29	WM0067	WASHER, plain - Link to main hoodstick	2	
BT30	616296	LINK, guide, centre, front hoodstick	2	
BT31	RF2708	RIVET - Centre guide link to hoodstick link	2	
BT32	WP0127	WASHER, plain - Centre guide link to hoodstick link	2	
BT33	712735	HOODSTICK assembly, front	1	
BT34	616297	LINK, guide, front - Front cantrail	2	
BT35	RF2708	RIVET - Guide link to front cantrail	2	
BT36	WP0127	WASHER, plain - Guide link to front	2	
BT37	RF2714	RIVET - Front and centre guide links to front hoodstick	2	
BT38	WP0127	WASHER, plain - Front and centre guide links to front hoodstick	2	
BT39	WM0067	WASHER, distance - Front and centre guide links to front hoodstick	2	
BT40	713021	HEADER, rail - Hood	1	
BT41	RF2709	RIVET - Header rail to front cantrail links	2	

Note:-Items marked thus † are available on our Factory Exchange Unit Scheme

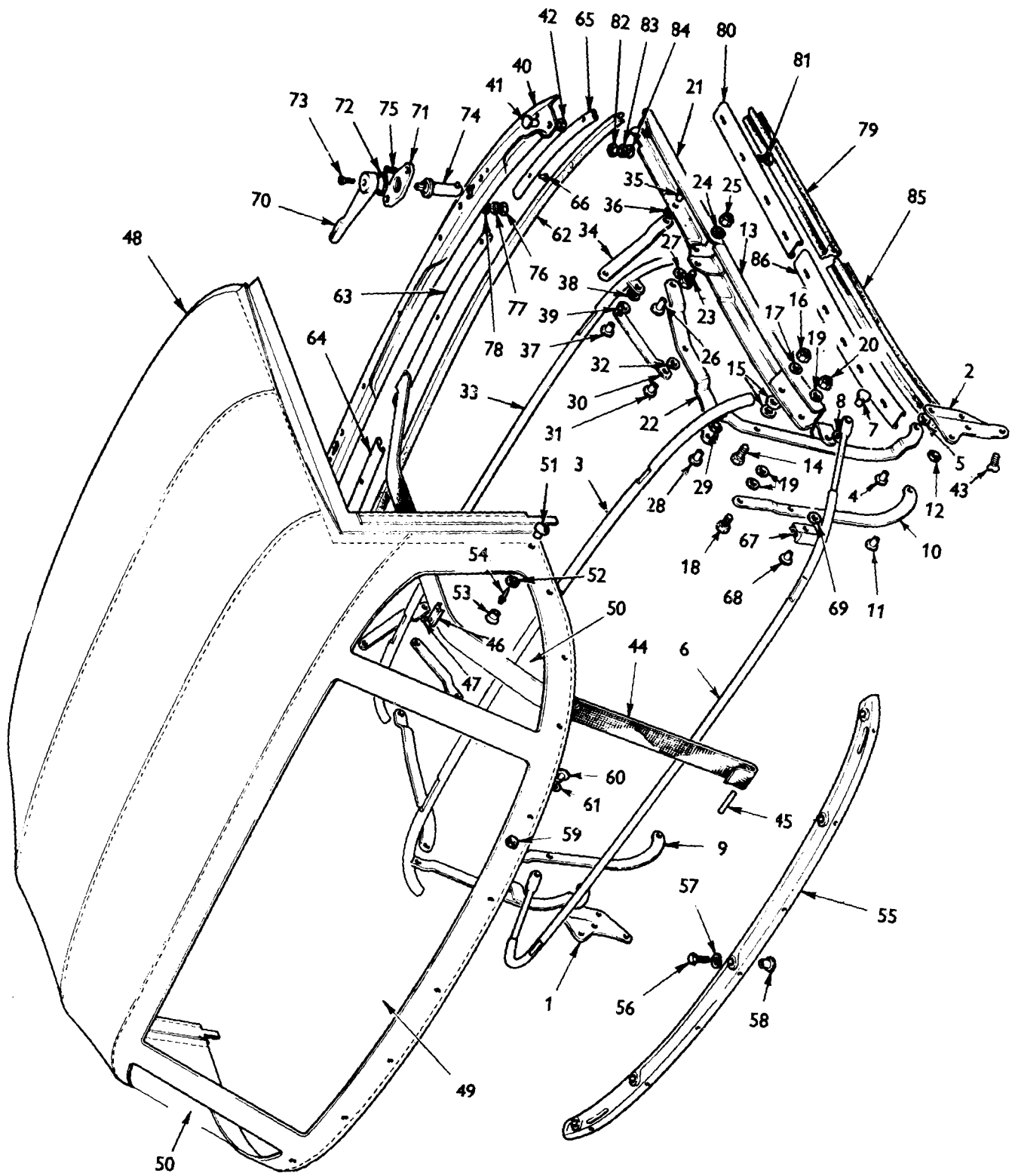


PLATE BT

B 1509
TR6

BODY AND FITTINGS

Plate No.	Part No.	Description	No. per Unit	Remarks
HOOD COMPLETE ASSEMBLY - continued				
HOODSTICK ASSEMBLY - continued				
BT42	WM0057	WASHER, plain - Header rail to front cantrail links	2	
	HB0707	BOLT - Header rail	2	
	WM0093	WASHER, plain - Header rail	2	
	HB0706	BOLT - Header rail	2	
BT43	516158	SETSCREW, hood to body	6	
BT44	574786	HOOD WEBBING	2	Fitted up to Comm.No.CF1
	531970	HOOD WEBBING	2	Fitted from Comm.No.CF1
BT45	571097	RETAINER, wire, hood webbing	2	
BT46	602030	PLATE, hood webbing, securing	8	
BT47	554407	RIVET, securing plates to hoodsticks	16	
	574437	RIVET, imex	5	
BT48	815639	HOOD COVER ASSEMBLY - White	1	} U.S.A. type market only Fitted up to Comm.No.CF1
BT48	815631	HOOD COVER ASSEMBLY - Black	1	
	821991	HOOD COVER ASSEMBLY - Black	1	
	815581	HOOD COVER ASSEMBLY - Black	1	
	822021	HOOD COVER ASSEMBLY - Black	1	
	815589	HOOD COVER ASSEMBLY - White	1	} Fitted up to Comm.No.CF1 All markets except U.S.A. Fitted from Comm.No.CR1
BT49	815568	BACKLIGHT, hood	1	
	575279	ZIP fastener, backlight hood	1	
BT50	714527	QUARTERLIGHT, hood - L.H.	1	
	714528	QUARTERLIGHT, hood - R.H.	1	
BT51	713491	BUTTON - Black, securing hood	13	} For use on black hoods All markets except U.S.A.
	713491	BUTTON - Black, securing hood	7	
	713499	BUTTON - White, securing hood	6	} U.S.A. type markets only
BT52	713501	SOCKET - Black, securing hood	13	
	713499	BUTTON, white - Securing hood	6	} For use on black hoods
	713491	BUTTON, black - Securing hood	7	
	713501	SOCKET, black - Securing hood	13	

Note:- Items marked thus † are available on our Factory Exchange Unit Scheme

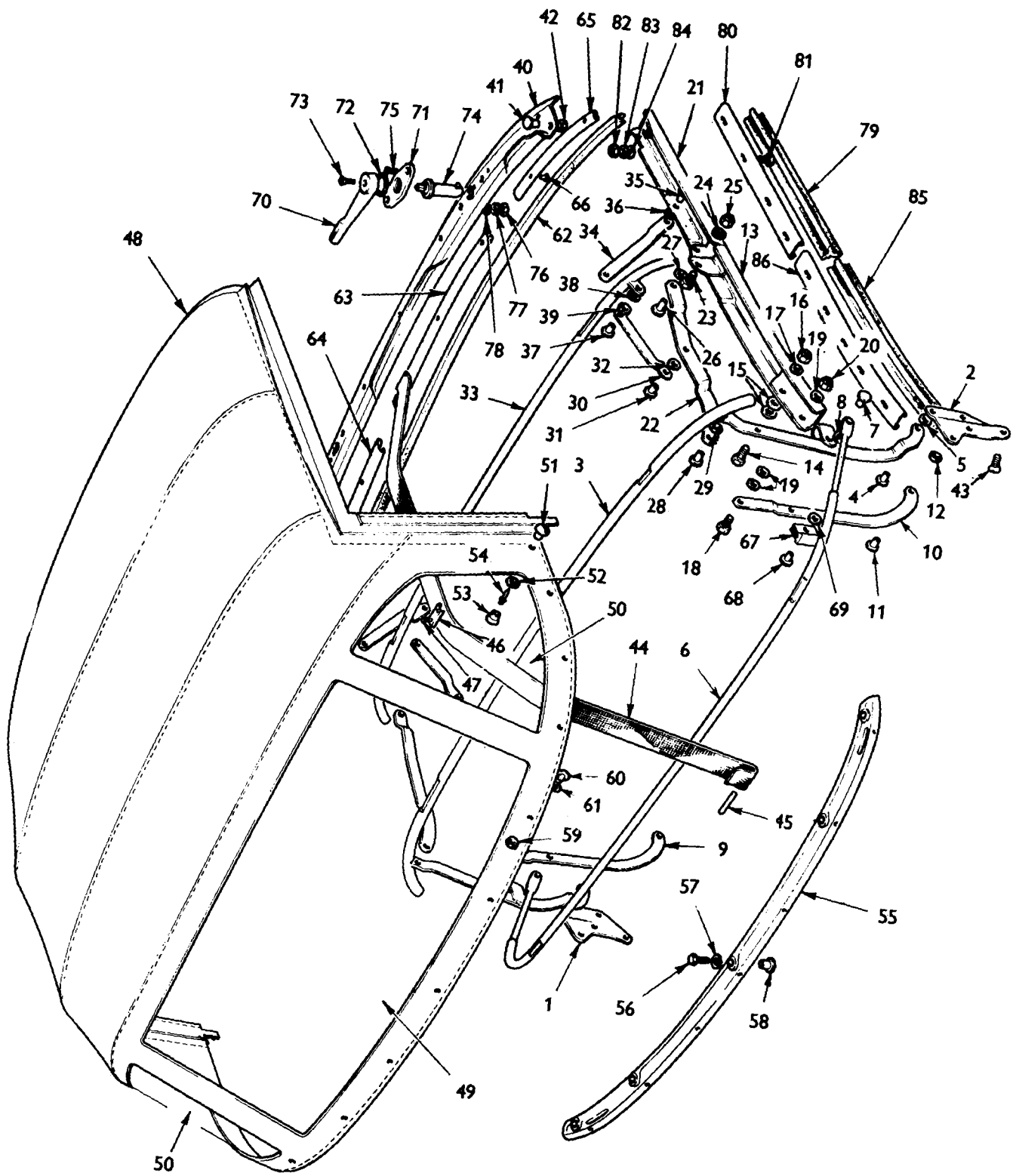


PLATE BT

B 1509
TR6

BODY AND FITTINGS

Plate No.	Part No.	Description	No. per Unit	Remarks	
HOOD COMPLETE ASSEMBLY - Continued					
BT53	713511	STUD, plastic - Hood cover to rear deck side filler	6	} Secures tonneau cover when fitted	
BT54	554407	RIVET, imex - Hood cover to rear deck side filler	6		
BT55	812832	ANGLE, hood assembly to rear deck	1	} Soft top condition only	
BT56	506185	SCREW, set - Soft top to rear deck when soft top only is fitted	5		
BT57	510506	WASHER, lock - Soft top to rear deck when soft top only is fitted	5		
BT58	617975	RIV. nut - Soft top to rear deck when soft top only is fitted	5		
	502455	WASHER, plain - Soft top to rear deck when soft top only is fitted	5		} Combined soft top and hard top condition
	506185	SCREW, set - Fixing soft top to rear deck when hard top is removed	3		
	502455	WASHER, plain - Fixing soft top to rear deck when hard top is removed	3		
	510506	WASHER, lock - Fixing soft top to rear deck when hard top is removed	3		
	506185	SCREW, set - Hard top to rear deck when hard top and soft top are fitted	2	} Combined hard top and soft top condition	
	502455	WASHER, plain - Hard top to rear deck when hard top and soft top are fitted	2		
	510506	WASHER, lock - Hard top to rear deck when hard top and soft top are fitted	2		
		WASHER, rubber - Hard top to rear deck when hard top and soft top are fitted	2		
	516158	SCREW, set - Side fixings when hard top and soft top are fitted	4		
	517945	SCREW, set - Side fixings when hard top and soft top are fitted	2		
	611639	BOLT - Hard top to screen when hard top and soft top are fitted	2		
	613508	TUBE, distance - Hard top to screen when hard top and soft top are fitted	2		

Note:- Items marked thus † are available on our Factory Exchange Unit Scheme

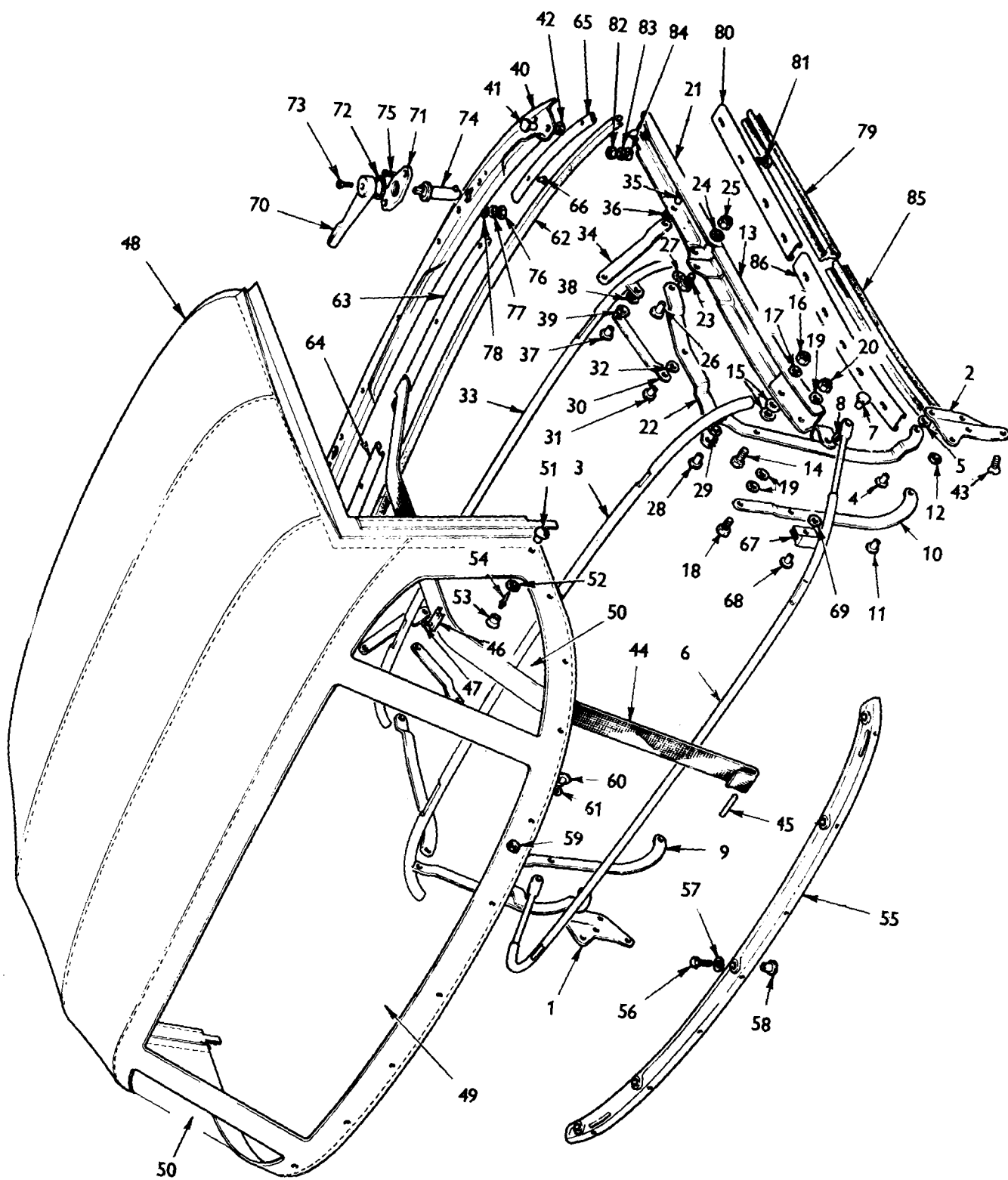


PLATE BT

B 1509
TR6

BODY AND FITTINGS

Plate No.	Part No.	Description	No. per unit	Remarks
		HOOD COMPLETE ASSEMBLY - continued		
		HOOD COVER ASSEMBLY - continued		
	500057	WASHER, lock - Hard top to screen when hard top and soft top are fitted	2	} Combined hard top and soft top condition
	511044	WASHER, plain - Hard top to screen when hard top and soft top are fitted	2	
BT59	713519	STUD, fastener - For white hoods	7	} All markets except U.S.A. For U.S.A. type markets only
	713511	STUD, fastener - For black hoods	7	
	713519	STUD, fastener - For black and white hoods	7	
	622445	PAD, protection	7	Fitted up to Comm.No.CF1
	631771	PAD, Protection	7	Fitted from Comm.No.CF1
BT60	574437	RIVET, imex - Securing pads	7	
	509563	WASHER - Securing pads	7	
BT62	616187	RUBBER, sealing, header rail	1	
BT63	713036	RETAINER, header rail seal - Centre	1	
BT64	713037	RETAINER, header rail seal - Outer	1	
BT65	713038	RETAINER, header rail seal - Outer	1	
BT66	568515	RIVET, imex, securing retainers	9	
BT67	622377	BUFFER, rubber, hood	2	
BT68	620636	RIVET - Securing rubber buffers	2	
BT69	509563	WASHER, plain - Securing rubber buffers	4	
	623469	HANDLE ASSEMBLY HOOD CLOSING - L.H.	1	
	623470	HANDLE ASSEMBLY HOOD CLOSING - R.H.	1	
BT70	621757	HANDLE, hood closing	2	
BT71	621759	ESCUTCHEON - Securing handle to locating pin assembly	2	
BT72	621758	WASHER, waved - Securing handle to locating pin assembly	2	
BT73	LX6354	SCREW - Securing handle to locating pin assembly	2	
BT74	623431	PIN, locking	2	
BT75	509199	SCREW, set - Handle to header rail hood	4	
BT76	505771	NUT - Handle to header rail hood	4	
BT77	506751	WASHER, shakeproof - Handle to header rail hood	4	
BT78	508875	WASHER, plain - Handle to header rail hood	4	

Note:- Items marked thus † are available on our Factory Exchange Unit Scheme

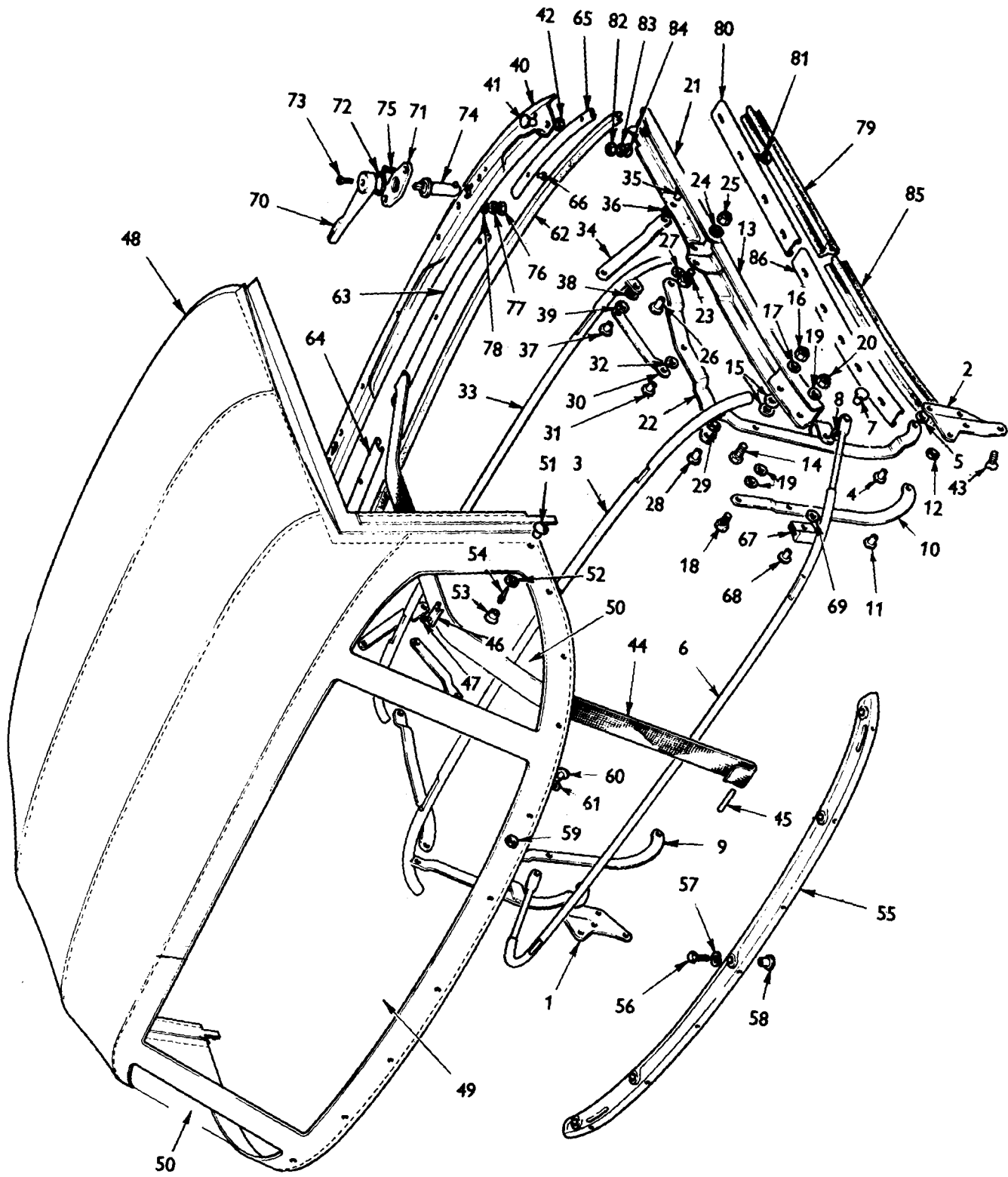


PLATE BT

B 1509
TR6

BODY AND FITTINGS

Plate No.	Part No.	Description	No. per Unit	Remarks
HOOD COMPLETE ASSEMBLY - continued				
		HOOD SEALING RUBBERS		
BT79	621273	RUBBER, sealing - Roof side rail, front	2	
BT80	621281	RETAINER - Roof side rail, front	2	
BT81	517140	SCREW, set - Securing seal retainer to roof side rail, front	8	
BT82	517171	NUT - Securing seal retainer to roof side rail, front	8	
BT83	517139	WASHER, plain - Securing seal retainer to roof side rail, front	8	
BT84	517138	WASHER, shakeproof - Securing seal retainer to roof side rail, front	8	
BT85	621274	RUBBER, sealing - Roof side rail, rear	2	
BT86	712400	RETAINER - Roof side rail, rear	2	
	517140	SCREW, set - Securing seal retainer to roof side rail, rear	10	
	517171	NUT - Securing seal retainer to roof side rail, rear	10	
	517139	WASHER, plain - Securing seal retainer to roof side rail, rear	10	
	517138	WASHER, shakeproof - Securing seal retainer to roof side rail, rear	10	
	717191	HOOD STOWAGE COVER ASSEMBLY - Black	1	} Fitted up to Comm.No.CF1
	717192	HOOD STOWAGE COVER ASSEMBLY - Red	1	
	717193	HOOD STOWAGE COVER ASSEMBLY - Light Tan	1	
	723093	HOOD STOWAGE COVER ASSEMBLY - New Tan	1	} For soft top models only
	717197	HOOD STOWAGE COVER ASSEMBLY - Shadow Blue	1	} Fitted from Comm.No.CF1 For soft top models only
	726211	HOOD STOWAGE COVER ASSEMBLY - Black	1	
	726213	HOOD STOWAGE COVER ASSEMBLY - Chestnut	1	

Note:- Items marked thus † are available on our Factory Exchange Unit Scheme

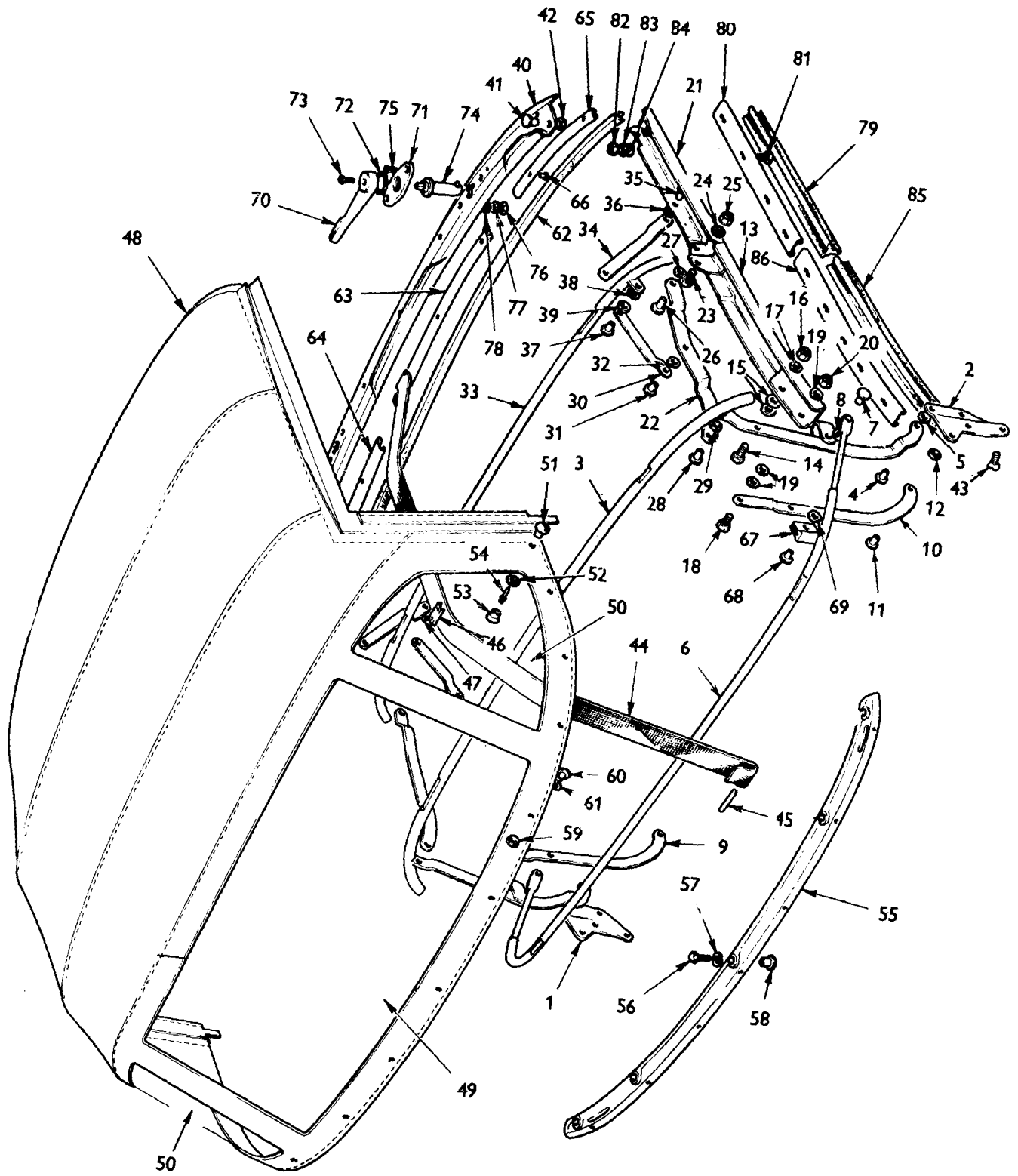


PLATE BT

B 1509
TR6

BODY AND FITTINGS

Plate No.	Part No.	Description	No. per Unit	Remarks
		HOOD STOWAGE COVER - Continued		
	726217	HOOD STOWAGE COVER ASSEMBLY Shadow Blue	1	} Fitted from Comm.No.CF1 For soft top models only
	726003	HOOD STOWAGE COVER ASSEMBLY New Tan	1	
	626041	ELASTIC strip for hood stowage cover, complete assembly includes button sockets - Black	2	} For soft top models only
	626049	ELASTIC strip for hood stowage cover, complete assembly includes button sockets	2	
	713491	BUTTON, dot - Black	2	} For soft top models only
	713499	BUTTON, dot - White	2	
	713501	SOCKET, dot - Black	2	
	713509	SOCKET, dot - White	2	
	713491	BUTTON, dot - Black - Stowage cover to body	13	
	713499	BUTTON, dot - White - Stowage cover to body	13	
	713501	SOCKET, dot - Black - Stowage cover to body	13	
	713509	SOCKET, dot - White - Stowage cover to body	13	
	565756	CAP No.1. (Back and	2	
	565313	BACK - 7mm Cap Rivet)	2	
	630151	TAB, fixing assembly - Black - Includes sockets and buttons	2	Fitted up to Comm.No.CF1
	713511	STUD - Hood stowage cover to quarter and casing board	4	}
	YZ3105	SCREW, set - Hood stowage cover to quarter and casing board	4	
	512611	WASHER, plain - Hood stowage cover to quarter and casing board	4	
	717561	HOOD STOWAGE COVER ASSEMBLY - Black	1	
	717562	HOOD STOWAGE COVER ASSEMBLY - Red	1	} Fitted up to Comm.No.CF1 For Hard top models when soft top is fitted
	717563	HOOD STOWAGE COVER ASSEMBLY - Light Tan	1	
	723113	HOOD STOWAGE COVER ASSEMBLY - New Tan	1	

Note:- Items marked thus † are available on our Factory Exchange Unit Scheme

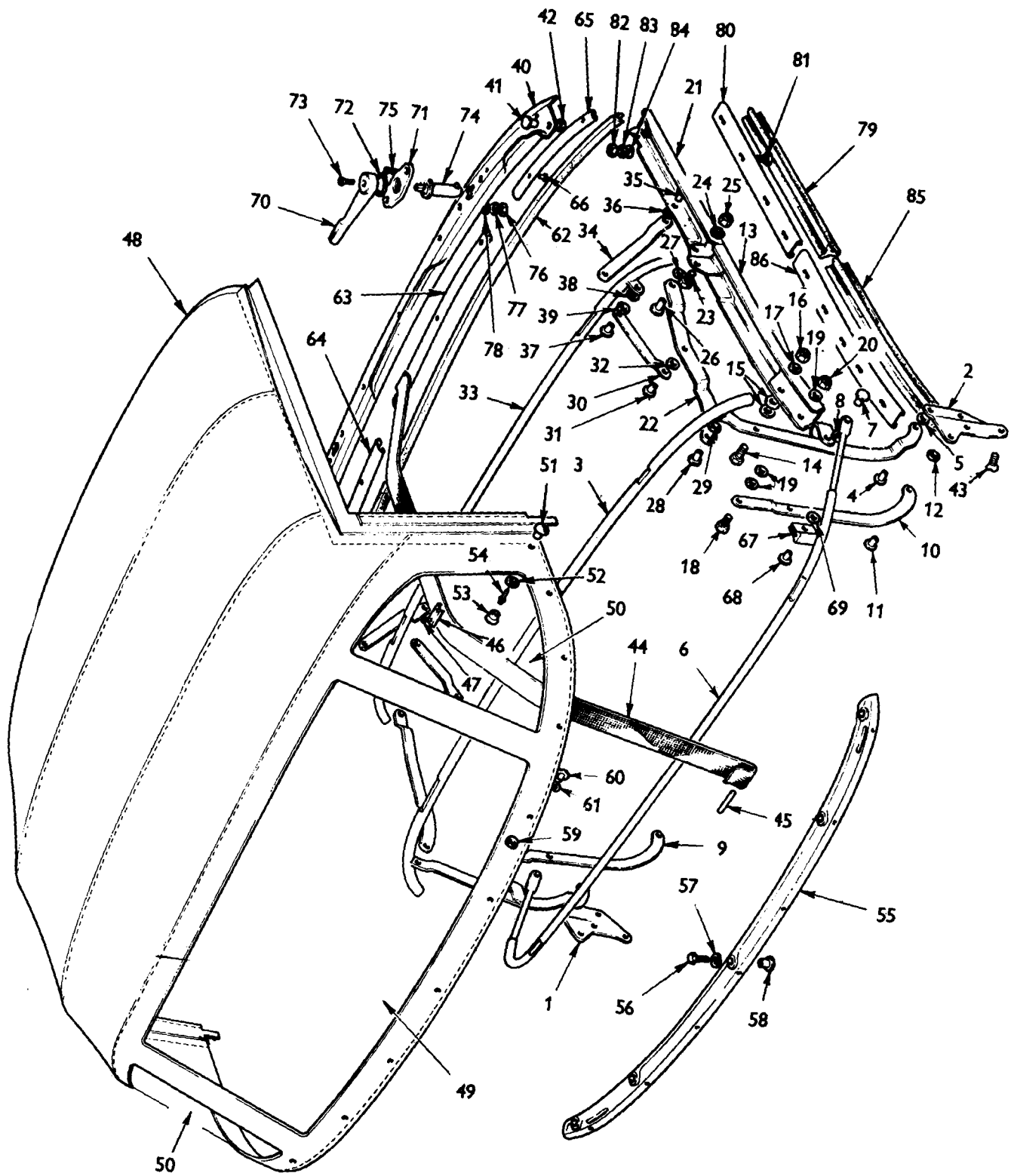


PLATE BT

B 1509
TR6

BODY AND FITTINGS

Plate No.	Part No.	Description	No. per Unit	Remarks
		HOOD STOWAGE COVER ASSEMBLY-Continued		
	717567	HOOD STOWAGE COVER ASSEMBLY - Shadow Blue	1	Fitted up to Comm.No.CF1 For Hard top models when soft top is fitted
	726231	HOOD STOWAGE COVER ASSEMBLY - Black	1	
	726233	HOOD STOWAGE COVER ASSEMBLY - Chestnut	1	Fitted from Comm.No.CF1 For hard top models when soft top is fitted
	726237	HOOD STOWAGE COVER ASSEMBLY - Shadow Blue	1	
	726023	HOOD STOWAGE COVER ASSEMBLY - New Tan	1	
	713501	SOCKET, dot - Black - Stowage cover to body	9	For Hard top models when soft top is fitted
	713509	SOCKET, dot - White - Stowage cover to body	9	
	713491	BUTTON, dot - Black - Stowage cover to body	9	
	713499	BUTTON, dot - White - Stowage cover to body	9	
	626511	TAB, fixing assembly - Black - includes sockets and buttons	1	Fitted up to Comm.No.CF1
	626519	TAB, fixing assembly - White - includes sockets and buttons	1	
	631791	TAB, fixing assembly - Black	2	Fitted from Comm.No.CF1 For Hard top models when soft top is fitted
	631793	TAB, fixing assembly - Chestnut	2	
	631797	TAB, fixing assembly - Shadow Blue	2	
	633003	TAB, fixing assembly - New Tan	2	
	713501	SOCKET, dot - Black	1	
	713509	SOCKET, dot - White	1	
	713491	BUTTON, dot - Black	1	
	713499	BUTTON, dot - White	1	
	626041	ELASTIC strip for hood stowage cover, complete assembly includes button sockets - Black	2	
	630131	ELASTIC strip for hood stowage cover, complete assembly includes button sockets - Black	2	Fitted from up to Comm.No. CF1

Note:- Items marked thus † are available on our Factory Exchange Unit Scheme

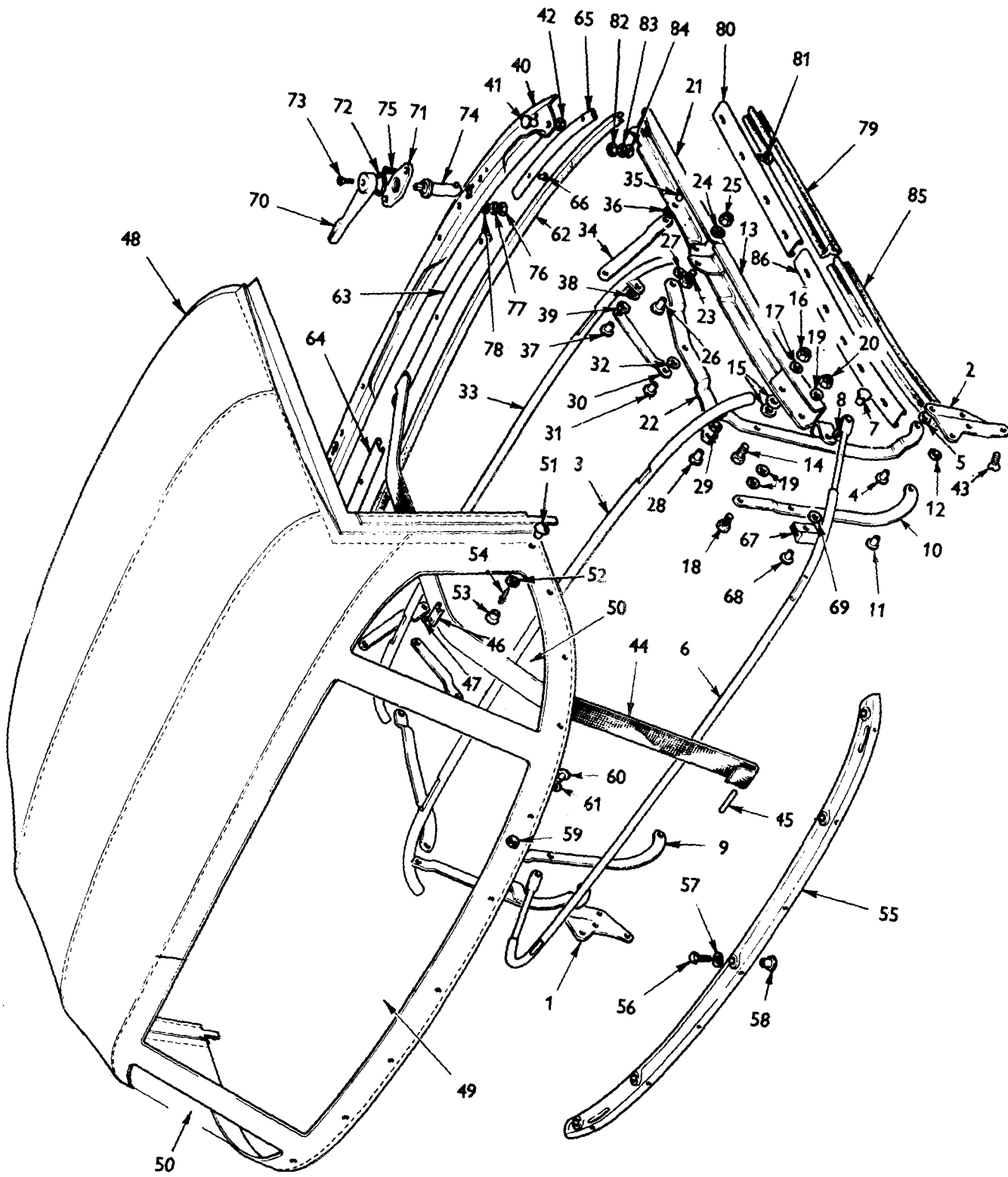


PLATE BT

B 1509
TR6

BODY AND FITTINGS

Plate No.	Part No.	Description	No.per Unit	Remarks
		HOOD STOWAGE COVER ASSEMBLY—Continued		
	631801	ELASTIC strip for hood stowage cover, complete assembly includes button sockets - Black	2	Fitted from Comm.No.CF1
	626049	ELASTIC strip for hood stowage cover, complete assembly includes button sockets - White	2	
	713491	BUTTON, dot - Black	2	
	713499	BUTTON, dot - White	2	
	713501	SOCKET, dot - Black	2	For Hard top models when soft top is fitted
	713509	SOCKET, dot - White	2	
	713511	STUD - Hood stowage cover to quarter and casing board - Black	9	
	575706	RIVET - Hood stowage cover to quarter and casing board	9	
	622445	PAD, protection - Hard top to rear deck	9	

Note:- Items marked thus † are available on our Factory Exchange Unit Scheme

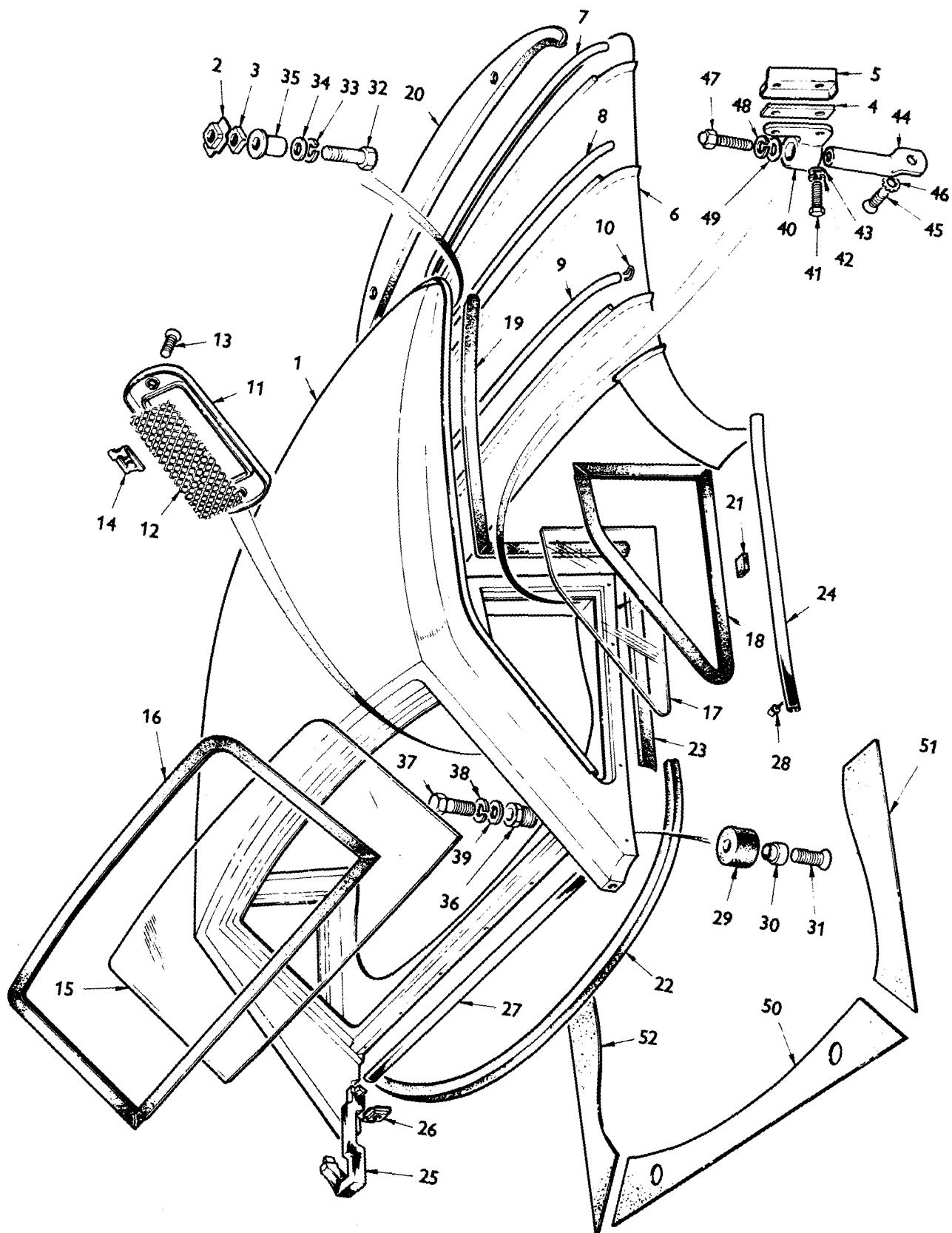


PLATE BU

BODY AND FITTINGS

Plate No.	Part No.	Description	No. per Unit	Remarks
	575646	HARD TOP KIT	1	Special orders only
BU1	575645	ROOF assembly, primed, complete with headlining	1	
BU2	600032	RETAINER, nut, roof attachment	2	
BU3	NQ2708	NUT, square, roof attachment	2	
BU4	625308	PLATE, tapped, body fixing bracket	2	
BU5	625310	RETAINER, R.H. tapped plate	1	
	625309	RETAINER, L.H. tapped plate	1	
BU6	717501	HEADLINING assembly - Black	1	Fitted up to Body No. 50,000
	717504	HEADLINING assembly - Beige	1	Fitted from Body No. 50,001 up to
BU7	716604	RAIL, listing, front headlining attachment	1	
BU8	716605	RAIL, listing, centre, headlining attachment	1	
BU9	716606	RAIL, listing, rear, headlining attachment	1	
BU10	608307	CLIP, locating listing rail	6	
BU11	626290	BEZEL, air outlet	2	
BU12	622611	GRILLE, air extraction	2	
BU13	509557	SCREW, spire fix, securing air outlet bezel and grille	4	
BU14	FJ2444	NUT, spire, retaining screw	4	
BU15	815533	GLASS, backlight	1	Fitted up to
	820390	GLASS, backlight	1	Fitted from
BU16	815534	RUBBER, backlight glazing	1	
BU17	815783	GLASS, quarterlight	2	Fitted up to
	819940	GLASS, quarterlight	2	Fitted from
BU18	815791	RUBBER, quarterlight glazing, R.H.	1	
	815790	RUBBER, quarterlight glazing, L.H.	1	
BU19	626911	WEATHERSTRIP, door aperture, upper-L.H.	1	
	626901	WEATHERSTRIP, door aperture, upper - L.H.	1	
BU20	806144	RUBBER, sealing	1	
	626811	WEATHERSTRIP, header rail	1	
BU21	614150	RUBBER, sealing, hardtop to 'B' post	2	
BU22	626156	RUBBER, sealing, hardtop to deck	1	
BU23	626155	RUBBER, sealing, side, rear deck	2	
BU24	626421	FINISHER, side - R.H.	1	
	626420	FINISHER, side - L.H.	1	
	716608	FINISHER, rear pillar - R.H.	1	
BU25	716607	FINISHER, rear pillar - L.H.	1	

Note:- Items marked thus † are available on our Factory Exchange Unit Scheme

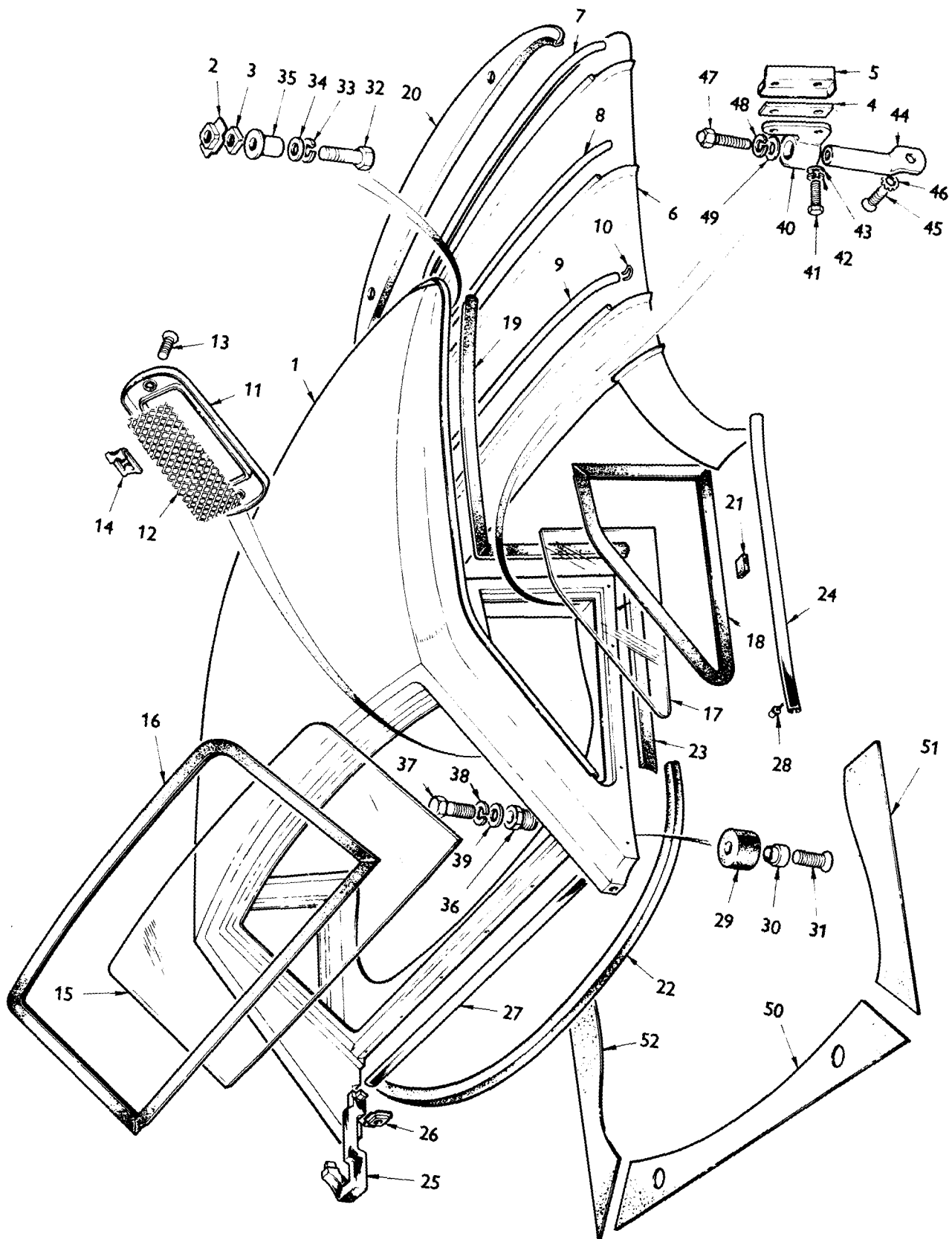


PLATE BU

B1630
TR6

BODY AND FITTINGS

Plate No.	Part No.	Description	No. per unit	Remarks
		HARD TOP KIT - continued		
BU26	FP1051/4	NUT, fix, securing rear pillar finishers	2	
BU27	815877	FINISHER, rear lower rail	1	
BU28	575639	RIVET, clip	14	
BU29	626899	BUFFER, rubber, between roof and deck	2	
BU30	626900	INSERT, rubber buffer	2	
BU31	509912	SCREW, set, buffer and insert to roof	2	
BU32	622887	BOLT, domed, roof to windscreen	2	
BU33	518052	WASHER, lock, on domed bolt	2	
BU34	518051	WASHER, plain, on domed bolt	2	
BU35	613508	TUBE, distance, on domed bolt	2	
BU36	626157	SCREW, adjusting, fitted in backlight, lower, inner rail	2	
	626576	CAP, finisher	2	
BU37	518059	SCREW, set, roof to rear deck	2	
BU38	518054	WASHER, lock, on setscrew	2	
BU39	518053	WASHER, plain, on setscrew	2	
		Note:- When ordering Hard top kit, Part No. 575646; Hood stowage cover Part No. 717561 (Black), 717562 (Red), 717563 (Light Tan) or 717567 (Shadow Blue) must also be ordered.		
BU40	625312	BRACKET, fixing, roof to body side-RH	1	
	625311	BRACKET, fixing, roof to body side-LH	1	
BU41	518206	SCREW, set, securing bracket to hard top	4	
BU42	518054	WASHER, lock, on setscrews	4	
BU43	518207	WASHER, plain, on setscrew	4	
BU44	625315	TIE BAR, roof to body side	2	
BU45	518057	SCREW, set, tie bar to body side	2	
BU46	518053	WASHER, plain, on setscrew	2	
BU47	622886	BOLT, tie bar to fixing bracket	2	
BU48	518052	WASHER, lock, securing bolt	2	
BU49	518055	WASHER, plain, on bolt	2	

Note:- Items marked thus † are available on our Factory Exchange Unit Scheme

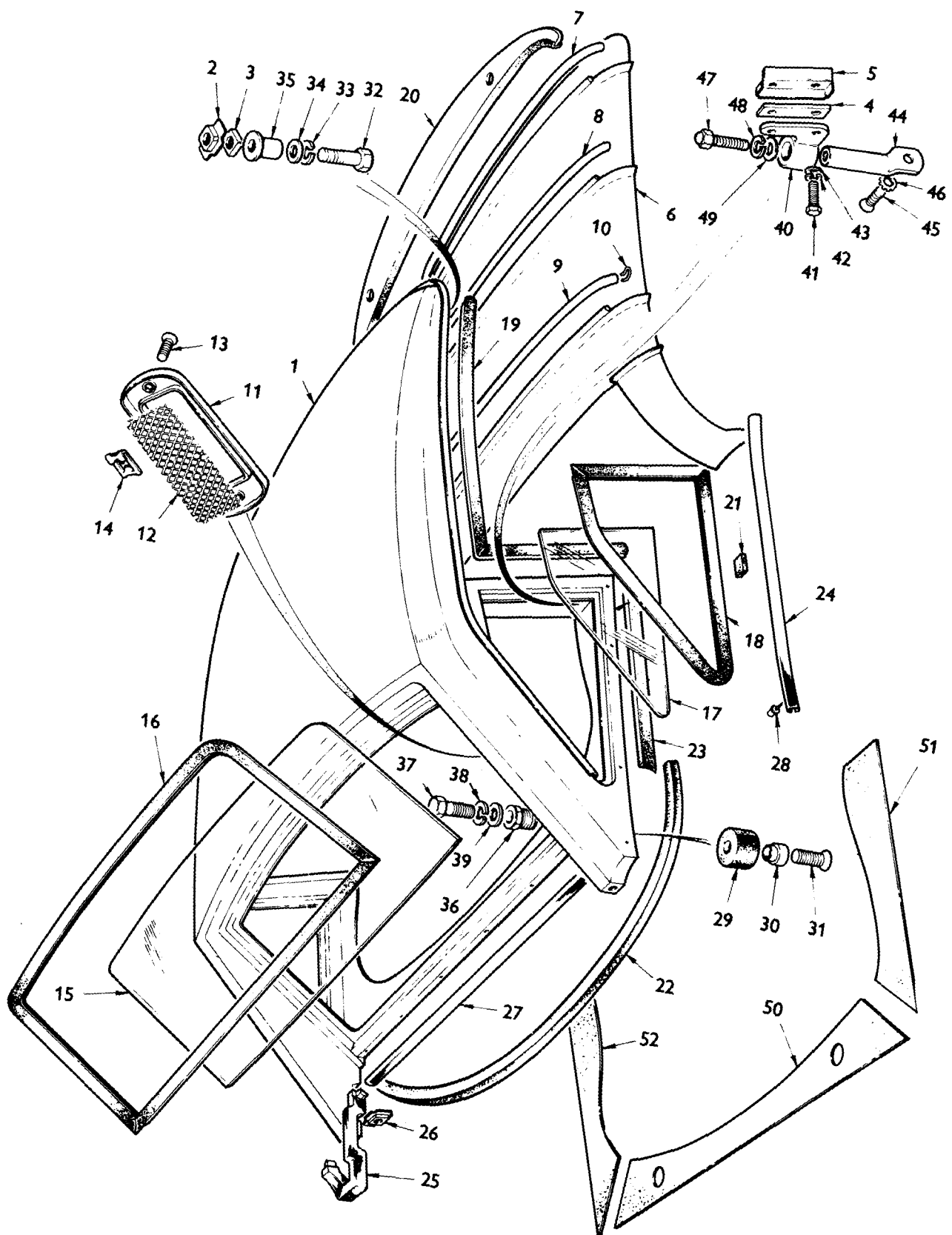


PLATE BU

B1639
TR6

BODY AND FITTINGS

Plate No.	Part No.	Description	No. per unit	Remarks
		HARD TOP KIT - continued.		
BU50	817091	COVER assembly, rear shelf, centre - Black	1	Fitted up to Body No. 50000
	817094	COVER assembly, rear shelf, centre, Beige	1	Fitted from Body No. 50001 and future
BU51	718001	COVER assembly, rear shelf, - R.H. - Black	1	Fitted up to Body No. 50000
	718004	COVER assembly, rear shelf, - R.H. - Beige	1	Fitted from Body No. 50001 and future
BU52	717991	COVER assembly, rear shelf, - L.H. - Black	1	Fitted up to Body No. 50000
	717994	COVER assembly, rear shelf, - L.H. - Beige	1	Fitted from Body No. 50001 and future

Note:- Items marked thus † are available on our Factory Exchange Unit Scheme

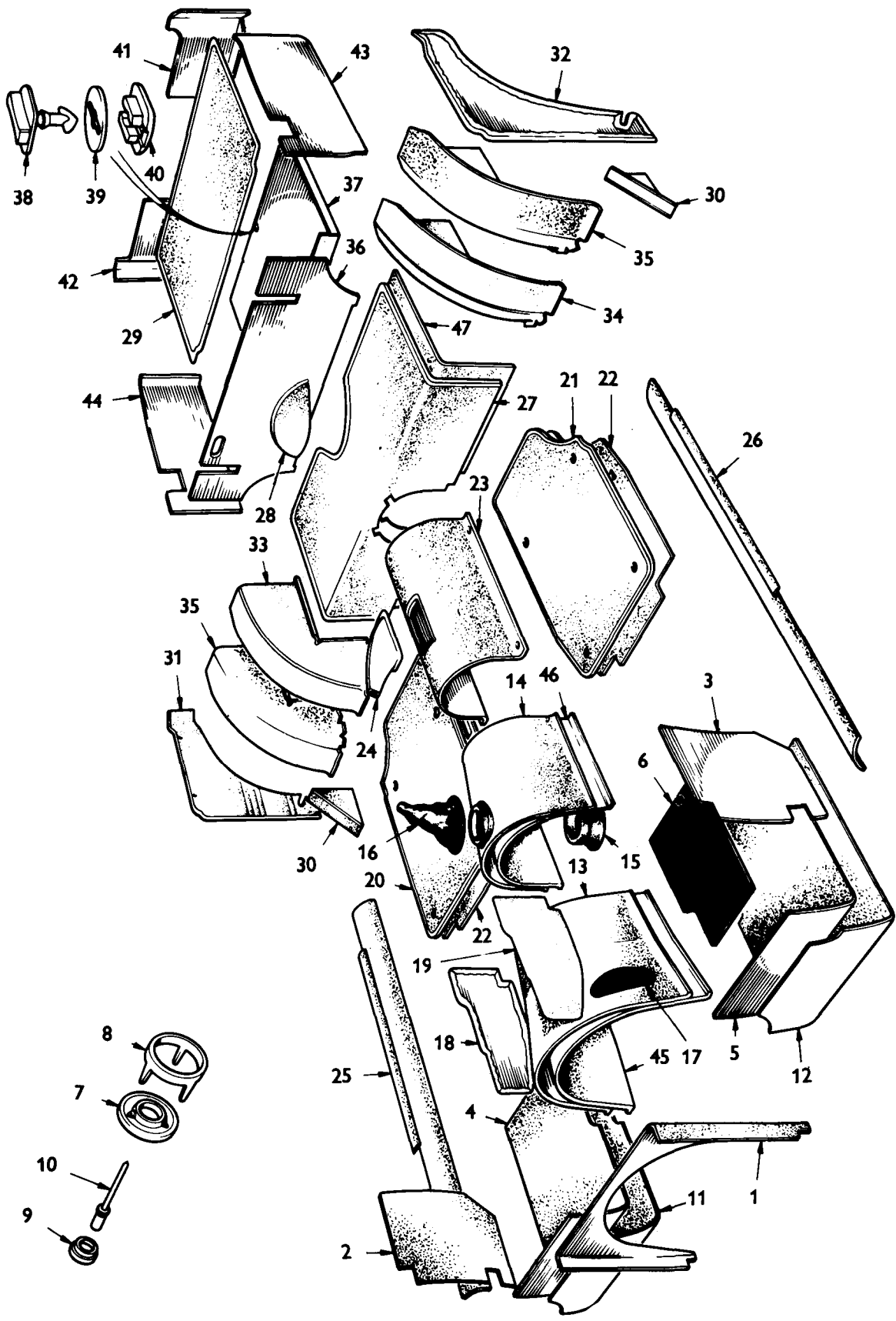


PLATE BX

BODY AND FITTINGS

Plate No.	Part No.	Description	No. per Unit	Remarks
BODY TRIM				
Note:-Due to wide variation in colour combination and possible deterioration in storing, Trim Assemblies are not held in stock but are manufactured when required. A sample of the material should be sent, together with the Commission Number of the vehicle				
		CARPETS, RUBBER MATS AND TRIM CASINGS		
	575526	CARPET assembly, dash centre - Matador Red - R.H.S.	1	} Fitted up to Body No. CF1 and CR1
	575162	CARPET assembly, dash centre - Black- R.H.S.	1	
	575163	CARPET assembly, dash centre - Light Tan - R.H.S.	1	Fitted up to Body No. 50,000CC and CP
	575527	CARPET assembly, dash centre - New Tan - R.H.S.	1	Fitted from Body No. 50,001CC and CP up to Body No. CF1 & CR1
	575164	CARPET assembly, dash centre - Shadow Blue - R.H.S.	1	} Fitted up to Body No. CF1 and CR1
BX1	575524	CARPET assembly, dash centre - Matador Red - L.H.S.	1	
BX1	575157	CARPET assembly, dash centre - Black - L.H.S.	1	} Fitted up to Body No. 50,000CC and CP
BX1	575158	CARPET assembly, dash centre - Light Tan - L.H.S.	1	
	575525	CARPET assembly, dash centre - New Tan - L.H.S.	1	Fitted from Body No. 50,001CC and CP up to Body No. CF1 & CR1
BX1	575159	CARPET assembly, dash centre - Shadow Blue - L.H.S.	1	} Fitted up to Body No. CF1 and CR1
	575518	CARPET assembly, dash side - Matador Red - R.H. - R.H.S.	1	
	570592	CARPET assembly, dash side - Black - R.H. - R.H.S.	1	
	570594	CARPET assembly, dash side - Light Tan - R.H. - R.H.S.	1	Fitted up to Body No. 50,000CC and CP
	575519	CARPET assembly, dash side - New Tan - R.H. - R.H.S.	1	Fitted from Body No. 50,001CC and CP up to Body No. CF1 & CR1

Note:- Items marked thus † are available on our Factory Exchange Unit Scheme

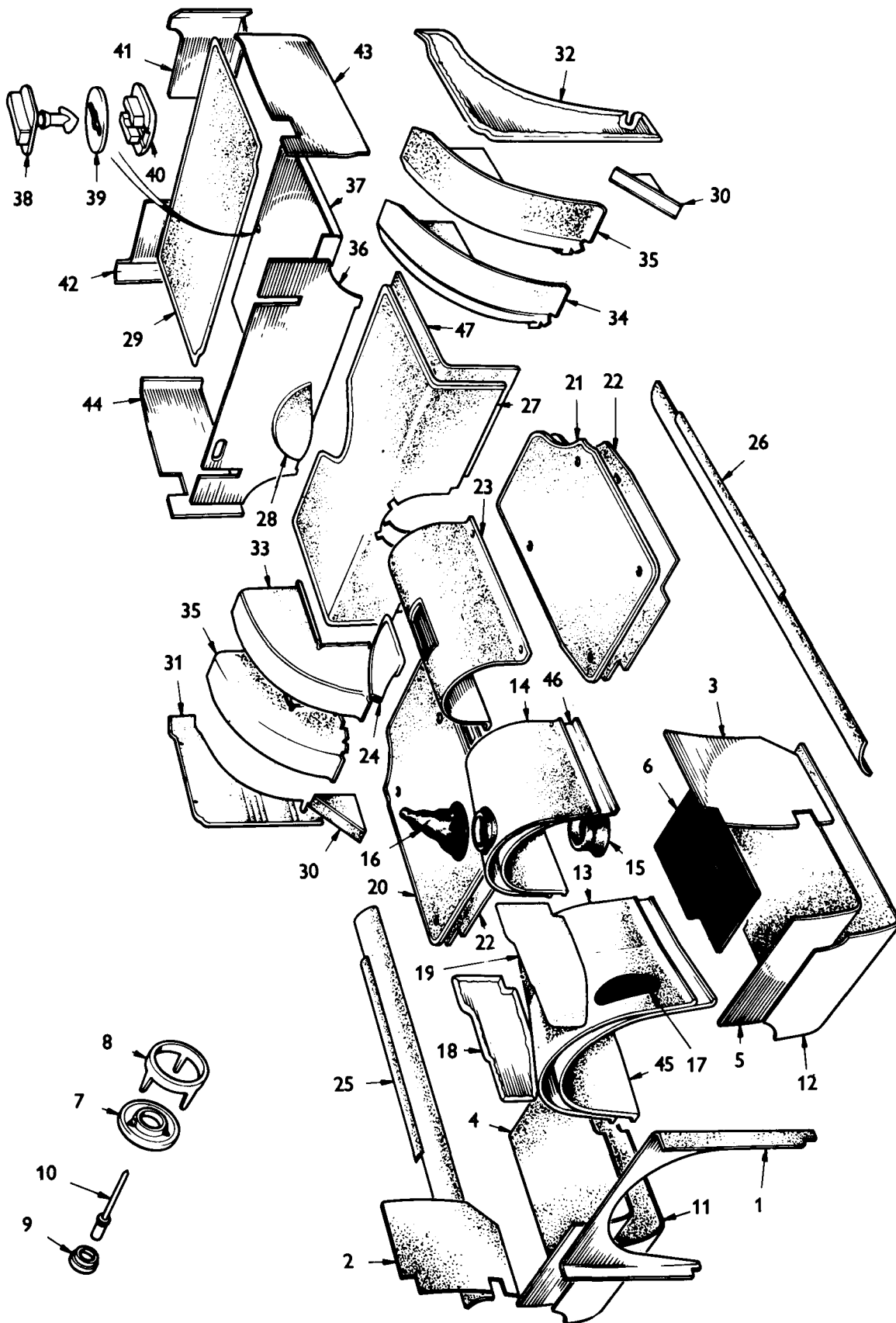


PLATE BX

BODY AND FITTINGS

Plate No.	Part No.	Description	No. per Unit	Remarks
		BODY TRIM		
		CARPETS, RUBBER MATS AND TRIM CASINGS (contd)		
	570595	CARPET assembly, dash side - Shadow Blue - R.H. - R.H.S.	1	} Fitted up to Body No. CF1 and CR1
	575516	CARPET assembly, dash side - Matador Red - L.H. - R.H.S.	1	
	575059	CARPET assembly, dash side - Black - L.H. - R.H.S.	1	
	575060	CARPET assembly, dash side - Light Tan - L.H. - R.H.S.	1	Fitted up to Body No. 50,000CC and CP
	575517	CARPET assembly, dash side - New Tan - L.H. - R.H.S.	1	Fitted from Body No. 50,001CC and CP up to Body No. CF1 & CR1
	575061	CARPET assembly, dash side - Shadow Blue - L.H. - R.H.S.	1	} Fitted up to Body No. CF1 and CR1
BX2	575514	CARPET assembly, dash side - Matador Red - R.H. - L.H.S.	1	
BX2	570588	CARPET assembly, dash side - Black - R.H. - L.H.S.	1	
BX2	570589	CARPET assembly, dash side - Light Tan - R.H. - L.H.S.	1	Fitted up to Body No. 50,000CC and CP
	575515	CARPET assembly, dash side - New Tan - R.H. - L.H.S.	1	Fitted from Body No. 50,001CC and CP up to Body No. CF1 & CR1
BX2	570590	CARPET assembly, dash side - Shadow Blue - R.H. - L.H.S.	1	} Fitted up to Body No. CF1 and CR1
BX3	575512	CARPET assembly, dash side - Matador Red - L.H. - L.H.S.	1	
BX3	575054	CARPET assembly, dash side - Black - L.H. - L.H.S.	1	
BX3	575055	CARPET assembly, dash side - Light Tan - L.H. - L.H.S.	1	Fitted up to Body 50,000CC and CP
	575513	CARPET assembly, dash side - New Tan - L.H. - L.H.S.	1	Fitted from Body No. 50,001CC and CP up to Body No. CF1 & CR1
BX3	575056	CARPET assembly, dash side - Shadow Blue - L.H. - L.H.S.	1	} Driver's side only Fitted up to Bodu No. CF1 and CR1
	706126	MILLBOARD, dash side	2	
	602221	PATCH, protection, dash side carpet	1	
	507819	SCREW, s/t - Securing dash centre and side carpet to body	10	
	CD24152	WASHER, cup - Securing dash centre and side carpet to body	10	

Note:- Items marked thus † are available on our Factory Exchange Unit Scheme

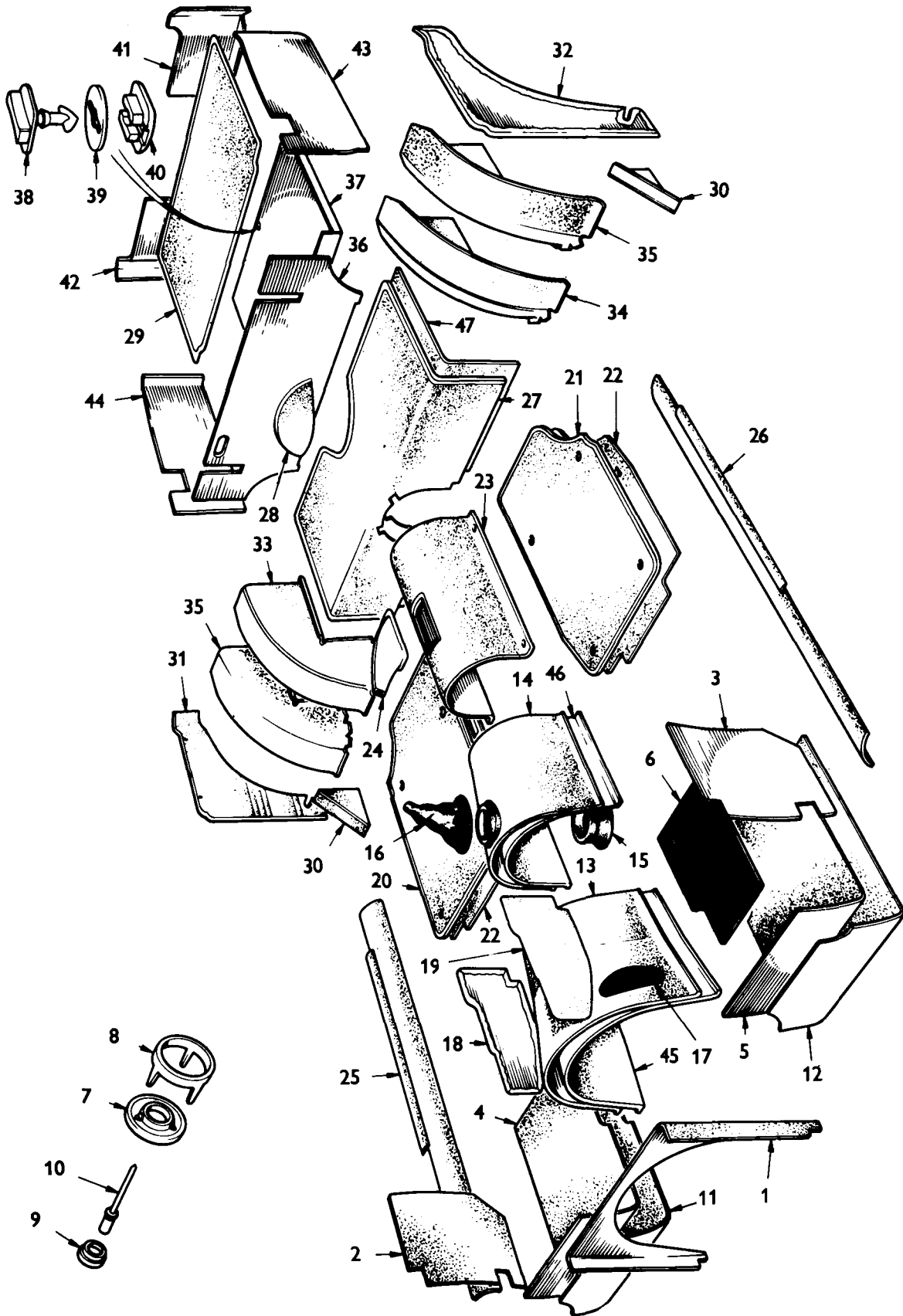


PLATE BX

BODY AND FITTINGS

Plate No	Part No.	Description	No. per unit	Remarks
		BODY TRIM		
		CARPETS, RUBBER MATS AND TRIM CASINGS (cont)		
	575499	CARPET assembly, front floor - Matador Red - R.H. - R.H.S.	1	} Fitted up to Body No. CF1 and CR1
	575074	CARPET assembly, front floor - Black - R.H. - R.H.S.	1	
	575075	CARPET assembly, front floor - Light Tan - R.H. - R.H.S.	1	Fitted up to Body No. 50,000CC and CP
	575500	CARPET assembly, front floor - New Tan - R.H. - R.H.S.	1	Fitted from Body No. 50,001CC and CP up to Body No. CF1 & CR1
	575076	CARPET assembly, front floor - Shadow Blue - R.H. - R.H.S.	1	} Fitted up to Body No. CF1 and CR1
	575497	CARPET assembly, front floor - Matador Red - L.H. - R.H.S.	1	
	575069	CARPET assembly, front floor - Black - L.H. - R.H.S.	1	
	575070	CARPET assembly, front floor - Light Tan - L.H. - R.H.S.	1	Fitted up to Body No. 50,000CC and CP
	575498	CARPET assembly, front floor - New Tan - L.H. - R.H.S.	1	Fitted from Body No. 50,001CC and CP up to CF1 & CR1
	575071	CARPET assembly, front floor - Shadow Blue - L.H. - R.H.S.	1	} Fitted up to Body No. CF1 and CR1
BX4	575495	CARPET assembly, front floor - Matador Red - R.H. - L.H.S.	1	
BX4	575037	CARPET assembly, front floor - Black - R.H. - L.H.S.	1	
BX4	575038	CARPET assembly, front floor - Light Tan - R.H. - L.H.S.	1	Fitted up to Body No. 50,000CC and CP
	575496	CARPET assembly, front floor - New Tan - R.H. - L.H.S.	1	Fitted from Body No. 50,001CC and CP up to Body No. CF1 & CR1
BX4	575039	CARPET assembly, front floor - Shadow Blue - R.H. - L.H.S.	1	} Fitted up to Body No. CF1 and CR1
BX5	575493	CARPET assembly, front floor - Matador Red - L.H. - L.H.S.	1	
BX5	575032	CARPET assembly, front floor - Black - L.H. - L.H.S.	1	
BX5	575033	CARPET assembly, front floor - Light Tan - L.H. - L.H.S.	1	Fitted up to Body No. 50,000CC and CP
	575494	CARPET assembly, front floor - New Tan - L.H. - L.H.S.	1	Fitted from Body No. 50,001CC and CP up to Body No. CF1 & CR1

Note:- Items marked thus † are available on our Factory Exchange Unit Scheme

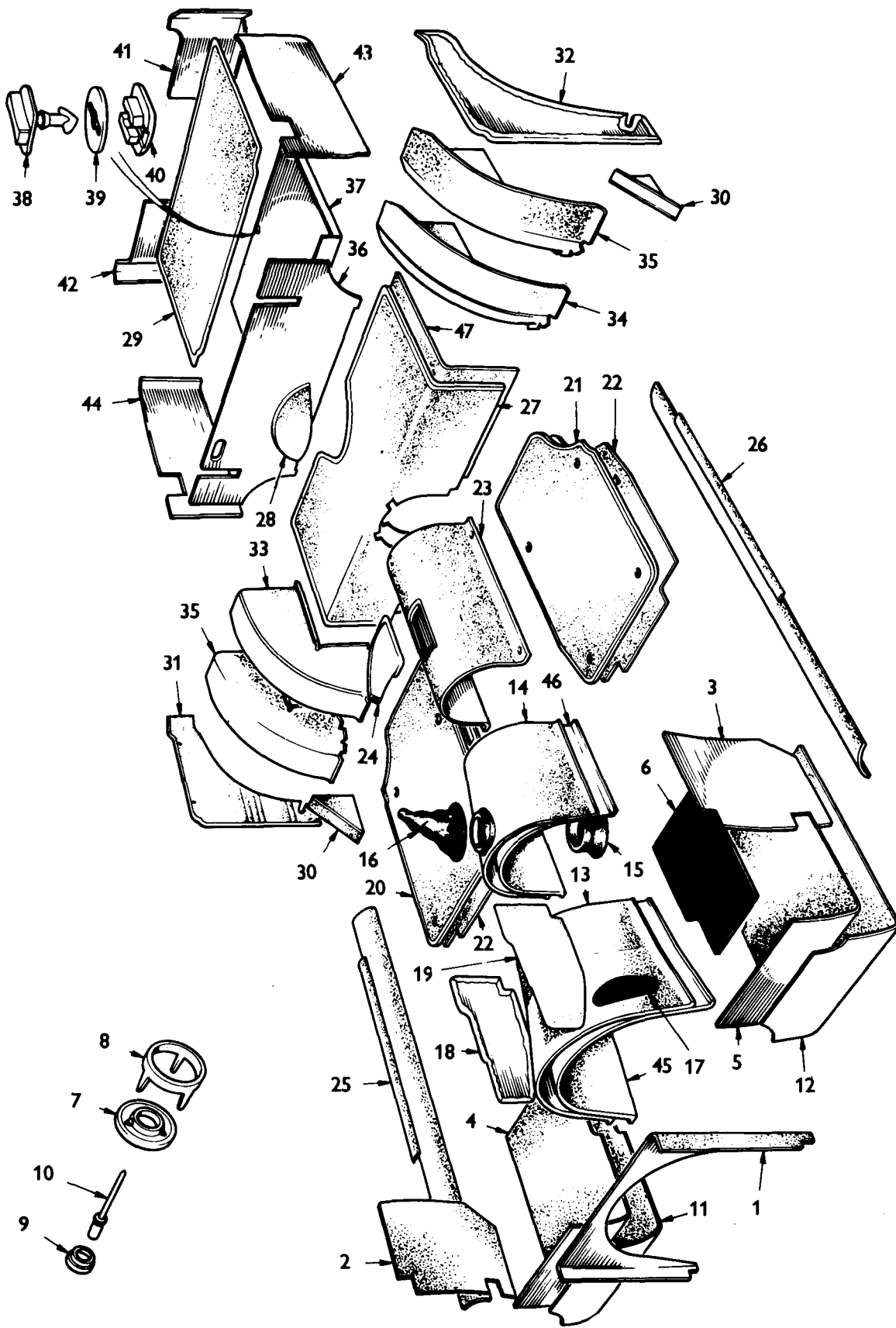


PLATE BX

BODY AND FITTINGS

Plate No.	Part No.	Description	No. per Unit	Remarks
		BODY TRIM		
		CARPETS, RUBBER MATS, ETC - Continued		
BX5	575034	CARPET assembly, front floor - Shadow Blue - L.H. - L.H.S.	1	} Fitted up to Body No. CR1 and CF1
BX6	708564	HEEL mat - Front floor carpet	1	
	708569	HEEL mat - Front floor carpet	1	
BX7	CD23803	SOCKET - Carpet attachment	8	
BX8	CD23802	RING, pronged - Carpet attachment	8	
BX9	565746	STUD - Carpet to floor and bulkhead	8	
BX10	561210	RIVET, imex - Carpet to floor and bulkhead	8	
BX11	806243	UNDERFELT, front floor - R.H.	1	
BX12	806242	UNDERFELT, front floor - L.H.	1	
	714653	MAT assembly, rubber, front floor - R.H.	1	
	714510	MAT assembly, rubber, front floor - L.H.	1	
	553252	BUTTON - Securing rubber mats to floor and bulkhead	4	
	554517	SOCKET - Securing rubber mats to floor and bulkhead	4	
	565746	STUD - Securing rubber mats to floor and bulkhead	8	
	561210	RIVET - Securing rubber mats to floor and bulkhead	8	
	575476	CARPET, front and centre assembly, gearbox cover - Matador Red - R.H.S.	1	
	575475	CARPET, front and centre assembly, gearbox cover - Black - R.H.S.	1	
	575477	CARPET, front and centre assembly, gearbox cover - Light Tan - R.H.S.	1	
	575479	CARPET assembly front and centre gearbox cover - New Tan - R.H.S.	1	
	575478	CARPET, front and centre assembly, gearbox cover - Shadow Blue - R.H.S.	1	} Fitted up to Body No. CF1 and CR1
BX13	575471	CARPET, front and centre assembly, gearbox cover - Matador Red - L.H.S.	1	
BX13	575470	CARPET, front and centre assembly, gearbox cover - Black - L.H.S.	1	
BX13	575472	CARPET, front and centre assembly, gearbox cover - Light Tan - L.H.S.	1	} Fitted up to Body No. 50000CC and CP
	575474	CARPET assembly, front and centre gearbox cover - New Tan - L.H.S.	1	
				Fitted from Body No. 50,001CC and CP up to Body No. CFL & CR1

Note:- Items marked thus † are available on our Factory Exchange Unit Scheme

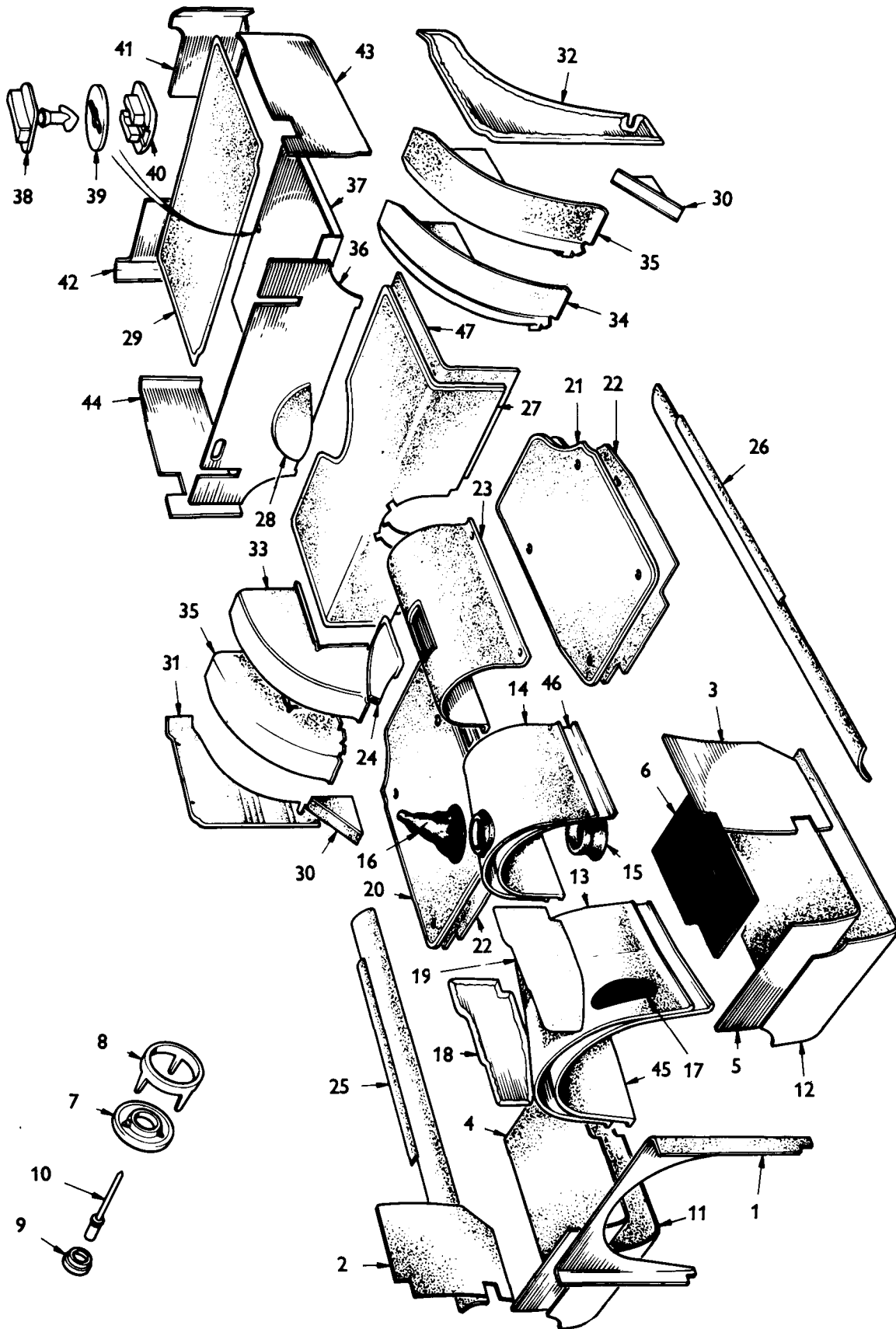


PLATE BX

BODY AND FITTINGS

Plate No.	Part No.	Description	No. per unit	Remarks
		BODY TRIM		
		CARPETS, RUBBER MATS, ETC. - continued		
BX13	575473	CARPET, front and centre assembly, gearbox cover - Shadow Blue - L.H.S.	1	} Fitted up to Body No. CF1 and CR1
BX7	CD23803	SOCKET - Securing gearbox cover carpet, front and centre	4	
BX8	CD23802	RING, pronged - Securing gearbox cover carpet, front and centre	4	
BX17	602221	PAD, protection, sewn on gearbox cover carpet	1	
BX14	575491	CARPET assembly, gearbox cover, rear - Matador Red	1	
BX14	570550	CARPET assembly, gearbox cover, rear - Black	1	
BX14	570551	CARPET assembly, gearbox cover, rear - Light Tan	1	} Fitted up to Body No. 50,000CC and CP
	575492	CARPET assembly, gearbox cover, rear - New Tan	1	
BX14	570552	CARPET assembly, gearbox cover, rear - Shadow Blue	1	} Fitted up to Body No. CF1 and CR1
BX7	CD23803	SOCKET - Securing gearbox cover carpet, rear	2	
BX8	CD23802	RING, pronged - Securing gearbox cover carpet, rear	2	
BX15	709329	GROMMET, lower, gear lever	1	
BX16	622381	GAUNTLET, gear lever assembly, Black	1	
BX9	565746	STUD - Securing gearbox cover carpet, rear, to cover	2	
	WM0052	WASHER, plain - Securing gearbox cover carpet, rear, to cover	2	
	563769	RIVET, imex - Securing gearbox cover carpet, rear, to cover	2	
	611854	STUD, centre - Securing gearbox cover carpet, rear, to cover	4	
	YA0366	SCREW, s/t - Securing gearbox cover carpet, rear, to cover	4	
	FN2043/4	NUT, fix - Securing gearbox cover carpet, rear, to cover	4	
BX18	815931	TRIM PANEL assembly, side, gearbox cover Black - R.H.	1	
BX19	815921	TRIM PANEL assembly, side, gearbox cover Black - L.H.	1	

Note:- Items marked thus † are available on our Factory Exchange Unit Scheme

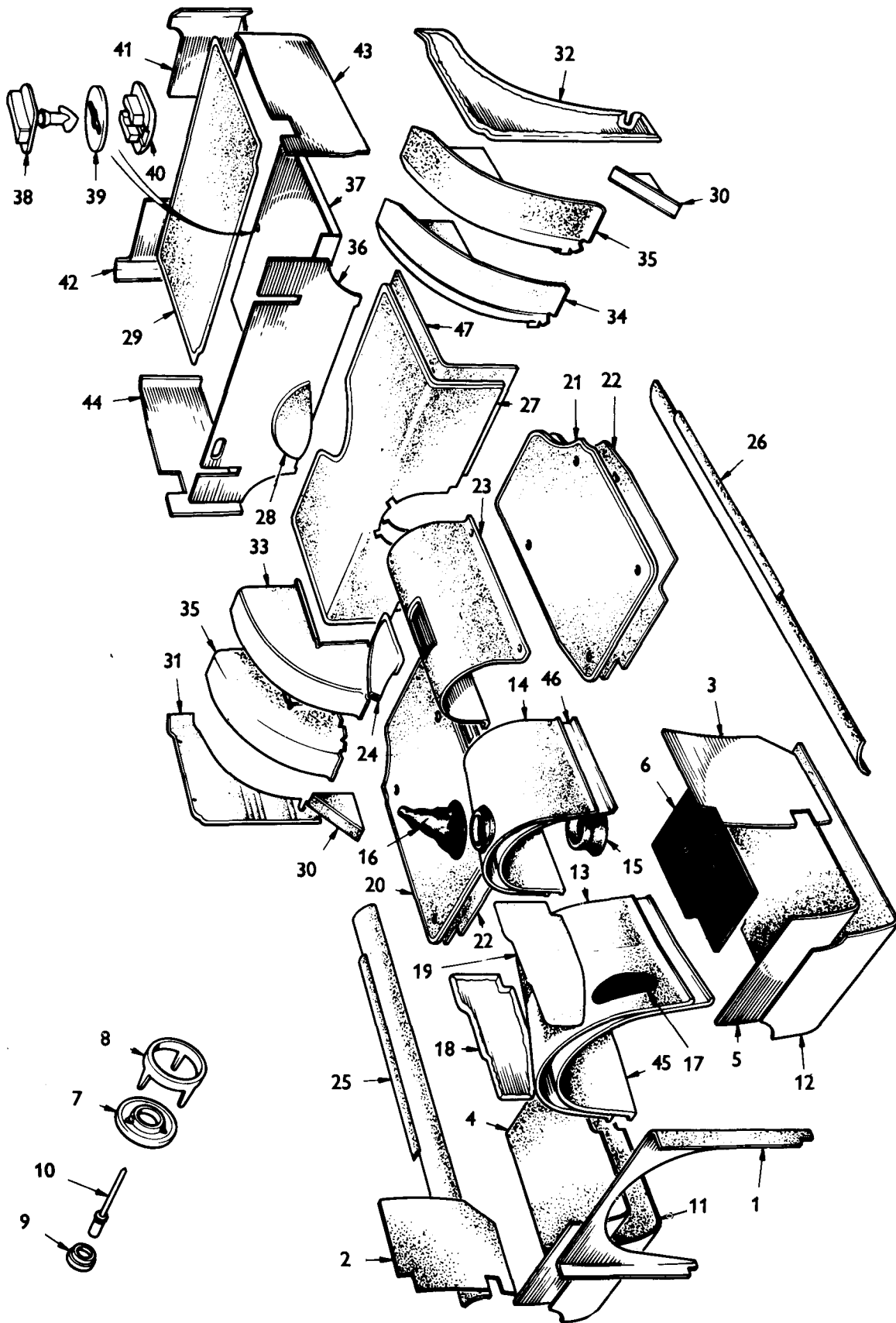


PLATE BX

BODY AND FITTINGS

Plate No.	Part No.	Description	No. per unit	Remarks
		BODY TRIM		
		CARPETS, RUBBER MATS, ETC - continued		
	FJ2444/8	NUT, spire - Fixing trim panel to gearbox cover	4	} Fitted up to Body No. CF1 and CR1
	YJ2464	SCREW - Fixing trim panel to gearbox cover	4	
	619627	WASHER, cup - Fixing trim panel to gearbox cover	4	
BX20	575534	CARPET assembly, rear floor - Matador Red - R.H.	1	
BX20	574297	CARPET assembly, rear floor - Black - R.H.	1	} Fitted up to Body No. 50,001CC and CP Fitted from Body No. 50,001CC and CP up to Body No. CF1 & CR1
BX20	570640	CARPET assembly, rear floor - Light Tan - R.H.	1	
	575535	CARPET assembly, rear floor - New Tan - R.H.	1	
BX20	570641	CARPET assembly, rear floor - Shadow Blue - R.H.	1	
BX21	575532	CARPET assembly, rear floor - Matador Red	1	} Fitted up to Body No. CF1 and CR1
BX21	574292	CARPET assembly, rear floor - Black - L.H.	1	
BX21	570635	CARPET assembly, rear floor - Light Tan - L.H.	1	
	575533	CARPET assembly, rear floor - New Tan - L.H.	1	} Fitted up to Body No. 50,000CC and CP Fitted from Body No. 50,001CC and CP up to Body No. CF1 & CR1
BX21	570636	CARPET assembly, rear floor - Shadow Blue - L.H.	1	
BX22	806244	UNDERFELT, rear floor	2	} Fitted up to Body No. CF1 and CR1
BX23	575537	CARPET assembly, transmission tunnel, rear - Matador Red	1	
BX23	575536	CARPET assembly, transmission tunnel, rear - Black	1	
BX23	575538	CARPET assembly, transmission tunnel, rear - Light Tan	1	
	575540	CARPET assembly, transmission tunnel, rear - New Tan	1	
BX23	575539	CARPET assembly, transmission tunnel, rear - Shadow Blue	1	} Fitted up to Body No. CF1 and CR1
BX24	622692	COVER, handbrake assembly - Matador Red	1	

Note:- Items marked thus † are available on our Factory Exchange Unit Scheme

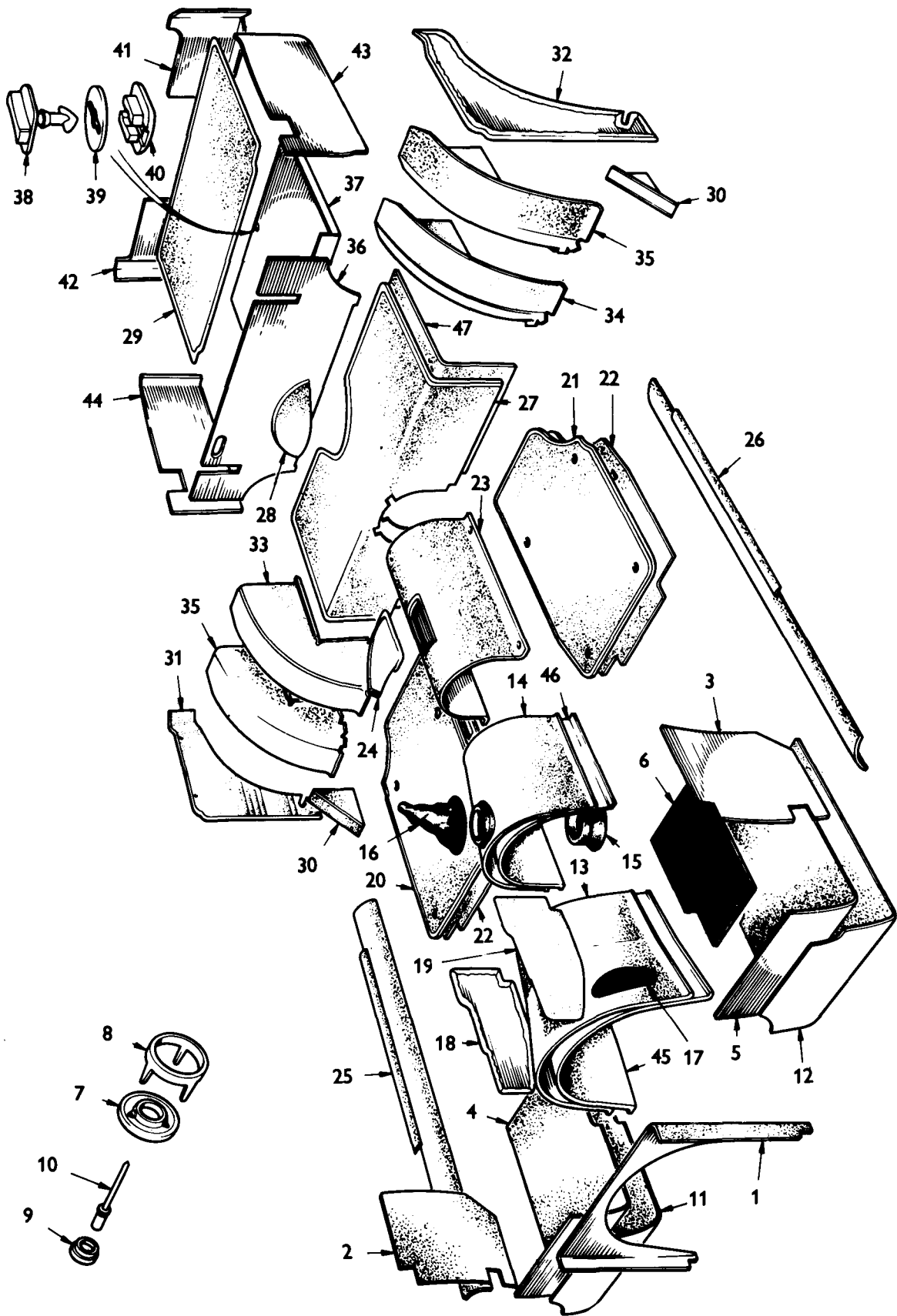


PLATE BX

BODY AND FITTINGS

Plate No.	Part No.	Description	No. per Unit	Remarks
BODY TRIM				
CARPETS, RUBBER MATS, ETC - Continued				
BX24	622691	COVER, handbrake assembly - Black	1	Fitted up to Body No. CF1 and CR1
BX24	622693	COVER, handbrake assembly - Light Tan	1	Fitted up to Body No. 50,000CC and CP
	629663	COVER, handbrake assembly - New Tan	1	Fitted from Body No. 50,001CC and CP up to Body No. CF1 & CR1
BX24	622697	COVER, handbrake assembly - Shadow Blue	1	} Fitted up to Body No. CF1 and CR1
BX7	CD23803	SOCKET - Securing transmission tunnel carpet to cover	2	
BX8	CD23802	RING, pronged - Securing transmission tunnel carpet to cover	2	
BX9	575746	STUD - Securing transmission tunnel carpet to cover	2	
BX10	YZ3324	SCREW - Securing transmission tunnel carpet to cover	2	
BX25	575530	CARPET assembly, sill - Matador Red - R.H.	1	
BX25	574714	CARPET assembly, sill - Black - R.H.	1	
BX25	574715	CARPET assembly, sill - Light Tan - R.H.	1	
	575531	CARPET assembly, sill - New Tan - R.H.	1	
BX25	574716	CARPET assembly, sill - Shadow Blue - R.H.	1	
BX26	575528	CARPET assembly, sill - Matador Red - L.H.	1	} Fitted up to Body No. CF1 and CR1
BX26	574709	CARPET assembly, sill - Black - L.H.	1	
BX26	574710	CARPET assembly, sill - Light Tan - L.H.	1	} Fitted up to Body No. 50,000CC and CP
	575529	CARPET assembly, sill - New Tan - L.H.	1	
BX26	574711	CARPET assembly, sill - Shadow Blue - L.H.	1	} Fitted from Body No. 50,001CC and CP up to Body No. CF1 & CR1
BX27	575543	CARPET assembly, heelboard and seat pan - Matador Red	1	
BX27	570842	CARPET assembly, heelboard and seat pan - Black	1	} Fitted up to Body No. CF1 and CR1

Note:- Items marked thus † are available on our Factory Exchange Unit Scheme

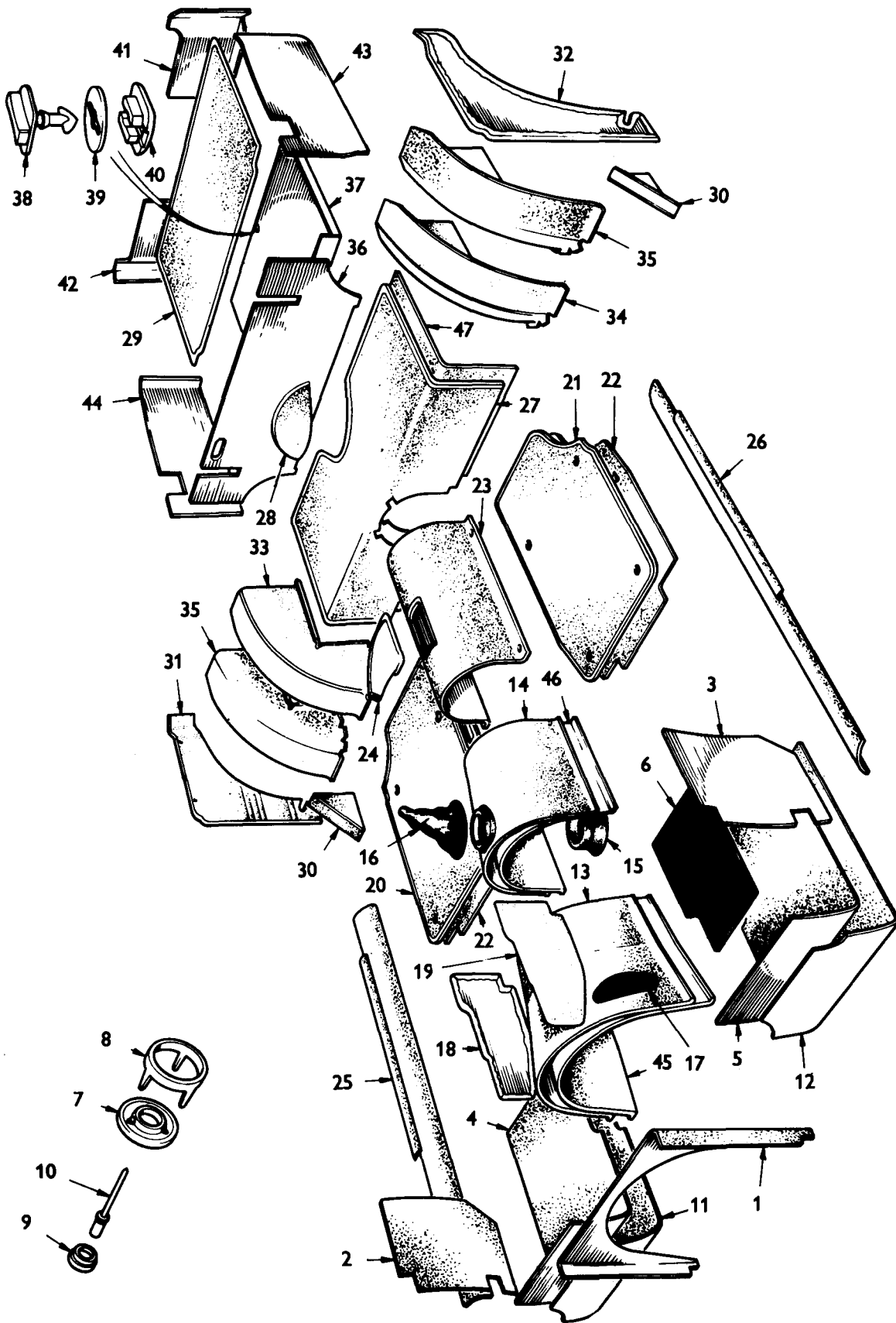


PLATE BX

BODY AND FITTINGS

Plate No.	Part No.	Description	No.per Unit	Remarks
		BODY TRIM		
		CARPETS, RUBBER MATS, ETC - Continued		
BX27	570843	CARPET assembly, heelboard and seat pan - Light Tan	1	Fitted up to Body No. 50,000CC and CP
	575544	CARPET assembly, heelboard and seat pan - New Tan	1	Fitted from Body No. 50,001CC and CP up to Body No.CF1 & CR1
BX27	570844	CARPET assembly, heelboard and seat pan - Shadow Blue	1	
	YZ3364X	SCREW, s/t - Securing heelboard and seat pan carpet	10	
BX28	575545	CARPET assembly, differential case cover - Matador Red	1	
BX28	570984	CARPET assembly, differential case cover - Black	1	
BX28	570985	CARPET assembly, differential case cover - Light Tan	1	Fitted up to Body No. 50,000CC and CP
	575546	CARPET assembly, differential case cover - New Tan	1	Fitted from Body No. 50,001CC and CP up to Body No.CF1 & CR1
BX28	570986	CARPET assembly, differential case cover - Shadow Blue	1	Fitted up to Body No. CF1 and CR1
BX29	575422	CARPET assembly, luggage floor - Black	1	} Petrol injection models only
BX29	575427	CARPET assembly, luggage floor - Black	1	
	CD23802	SOCKET, luggage floor carpet	4	} Carburettor models only
	CD23803	RING, luggage floor carpet	4	
	565746	STUD, durable - Securing carpet to luggage floor	4	
	561210	RIVET, imex, folding head - Securing carpet to luggage floor	4	
BX30	621881	PAD assembly, 'B' post reinforcement - Matador Red	2	} Fitted up to Body No. CF1 and CR1
BX30	621882	PAD assembly, 'B' post reinforcement - Black	2	
BX30	621883	PAD assembly, 'B' post reinforcement - Light Tan	2	Fitted up to Body No. 50,000CC and CP
	626033	PAD assembly, 'B' post reinforcement - Light Tan	1	Fitted up to Body No. CF1 and CR1
	630113	PAD assembly, 'B' post reinforcement - New Tan	1	Fitted from Body No. 50,001CC and CP up to Body No.CF1 & CR1

Note:- Items marked thus † are available on our Factory Exchange Unit Scheme

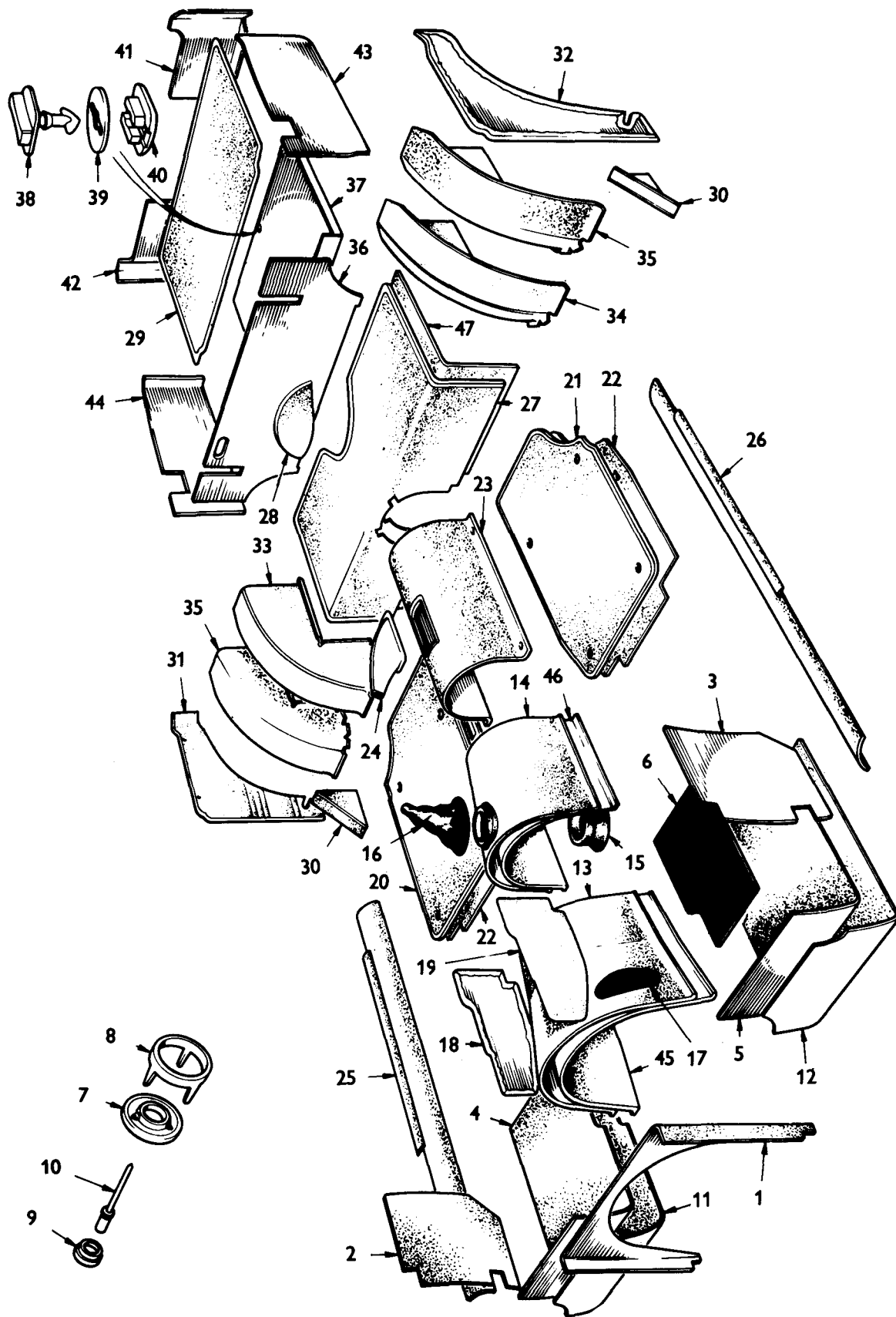


PLATE BX

BODY AND FITTINGS

Plate No.	Part No.	Description	No. per Unit	Remarks
		BODY TRIM CARPETS, RUBBER MATS. ETC - Continued		
BX30	621887	PAD assembly, 'B' post reinforcement - Shadow Blue	2	} Fitted up to Body No. CF1 and CR1
	621888	PAD assembly, 'B' post reinforcement - Grey	1	
	713181	COVER, 'B' post trim - Black - R.H.	1	
	713182	COVER, 'B' post trim - Matador Red R.H	1	
	713183	COVER, 'B' post trim - Light Tan - R.H.	1	Fitted up to Body No. 50,000CC and CP up to Body No. CF1 & CR1
	717183	COVER, 'B' post trim - Light Tan - R.H.	1	Fitted up to Body No. CF1 and CR1
	723063	COVER, 'B' post trim - New Tan - R.H.	1	Fitted from Body No. 50,001CC and CP up to Body No. CF1 & CR1
	713187	COVER, 'B' post trim - Shadow Blue - R.H.	1	} Fitted up to Body No. CF1 and CR1
	713188	COVER, 'B' post trim - Grey - R.H.	1	
	713171	COVER, 'B' post trim - Black - L.H.	1	
	713172	COVER, 'B' post trim - Matador Red - L.H.	1	
	713173	COVER, 'B' post trim - Light Tan - L.H.	1	Fitted up to Body No. 50,000CC and CP
	723053	COVER, 'B' post trim - New Tan - L.H.	1	Fitted up to Body No. CF1 and CR1
	717173	COVER, 'B' post trim - Light Tan - L.H.	1	Fitted from Body No. 50,001CC and CP up to Body No. CF1 & CR1
	713177	COVER, 'B' post trim - Shadow Blue - L.H.	1	} Fitted up to Body No. CF1 and CR1
	713178	COVER, 'B' post trim - Grey - L.H.	1	
BX31	816221	CASING assembly, rear quarter - Black - R.H.	1	} Fitted up to Body No. 50,000CC and CP
BX31	816222	CASING assembly, rear quarter - Matador Red - R.H.	1	
BX31	816223	CASING assembly, rear quarter - Light Tan - R.H.	1	
BX31	816227	CASING assembly, rear quarter - Shadow Blue - R.H.	1	
BX32	816211	CASING assembly, rear quarter - Black - L.H.	1	

Note:- Items marked thus † are available on our Factory Exchange Unit Scheme

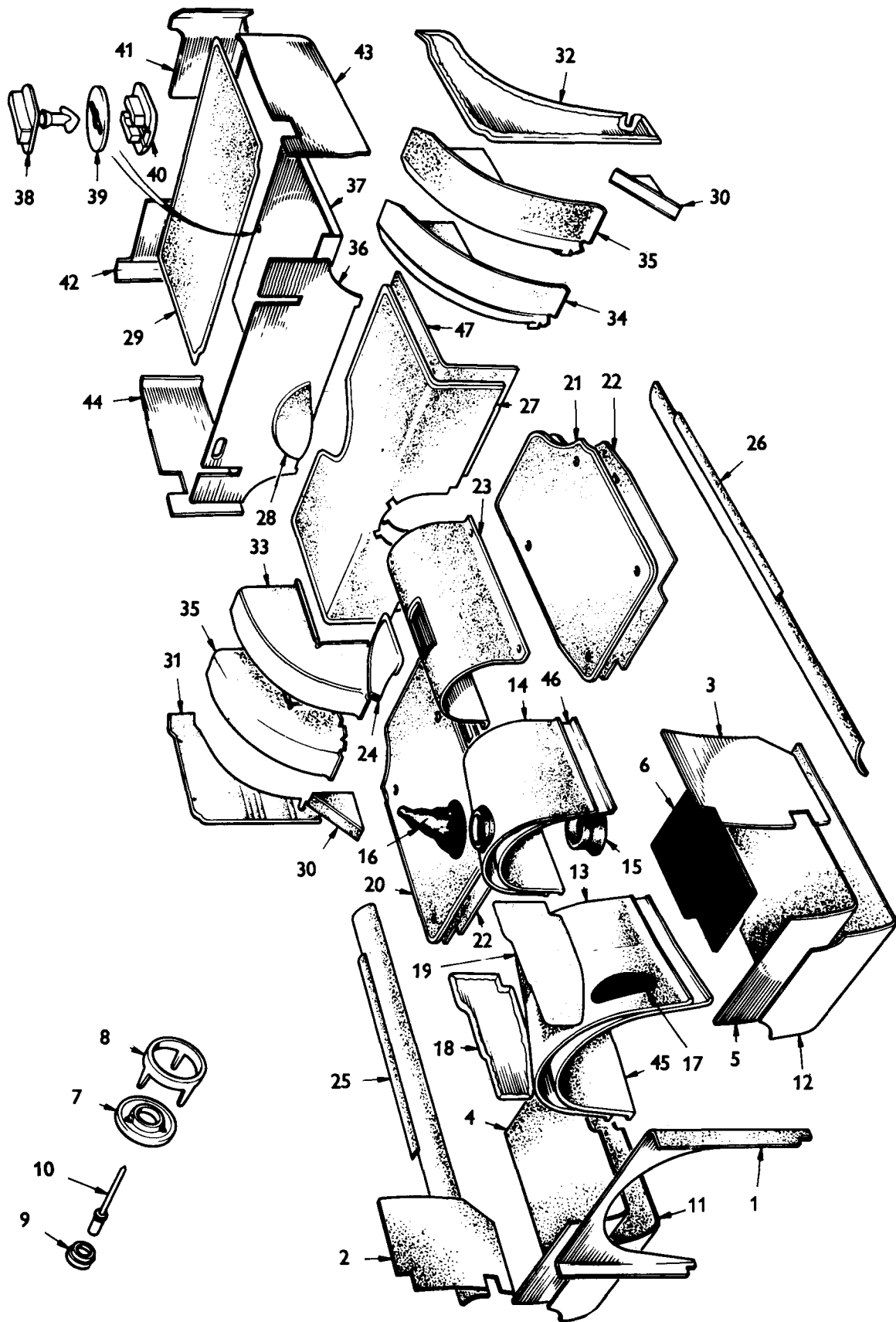


PLATE BX

BODY AND FITTINGS

Plate No.	Part No.	Description	No. per Unit	Remarks
		BODY TRIM - Continued		
BX32	816212	CASING assembly, rear quarter - Matador Red - L.H.	1	Fitted up to Body No. 50,000CC and CP
BX32	816213	CASING assembly, rear quarter - Light Tan - L.H.	1	
BX32	816217	CASING assembly, rear quarter - Shadow Blue - L.H.	1	
	819761	CASING assembly, rear quarter - Black - R.H.	1	Fitted from Body No. 50001CC and CP up to Body No. CF1 & CR1
	819762	CASING assembly, rear quarter - Matador Red - R.H.	1	
	576642	CASING assembly, rear quarter - Light Tan - R.H.	1	
	819763	CASING assembly, rear quarter - New Tan - R.H.	1	
	819767	CASING assembly, rear quarter - Shadow Blue - R.H.	1	
	819768	CASING assembly, rear quarter, Grey, R.H.	1	
	819751	CASING assembly, rear quarter - Black - L.H.	1	
	819752	CASING assembly, rear quarter - Matador Red - L.H.	1	
	819753	CASING assembly, rear quarter - New Tan - L.H.	1	
	576641	CASING assembly, rear quarter - Light Tan - L.H.	1	
	819757	CASING assembly, rear quarter - Shadow Blue - L.H.	1	
	819758	CASING assembly, rear quarter - Grey L.H.	1	
	608511	CLIP, securing trim	6	
	507819	SCREW, self tapping - Rear quarter casings	6	
	CD24152	WASHER, cup - Rear quarter casings	6	
BX33	717221	COVER assembly, rear wheelarch - Black - R.H.	1	Fitted up to Body No. CF1 and CR1
BX33	717222	COVER assembly, rear wheelarch - - Matador Red - R.H.	1	Fitted up to Body No. 50,000CC and CP
BX33	717223	COVER assembly, rear wheelarch - Light Tan - R.H.	1	
	723083	COVER assembly, rear wheelarch - New Tan - R.H.	1	

Note:- Items marked thus † are available on our Factory Exchnage Unit Scheme

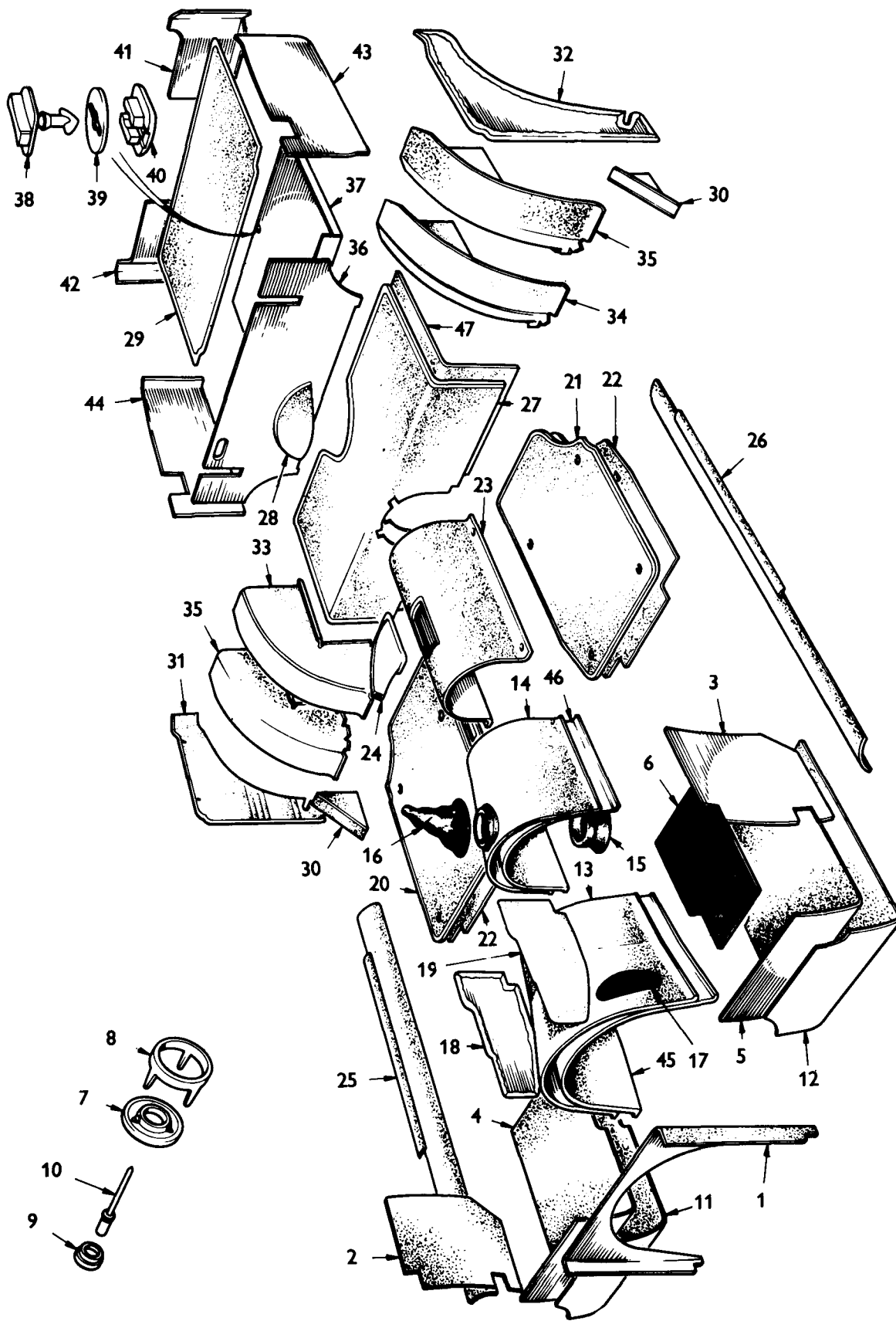


PLATE BX

BODY AND FITTINGS

Plate No.	Part No.	Description	No. per Unit	Remarks
		BODY TRIM - Continued		
BX33	717227	COVER assembly, rear wheelarch - Shadow Blue - R.H.	1	} Fitted up to Body No. CF1 and CR1
	717228	COVER assembly, rear wheelarch - Grey R.H.	1	
BX34	717211	COVER assembly, rear wheelarch - Black -L.H.	1	
BX34	717212	COVER ASSEMBLY, rear wheelarch - Matador Red - L.H.	1	Fitted up to Body No. CF1 and CR1
BX34	717213	COVER assembly, rear wheelarch - Light Tan - L.H.	1	Fitted up to Body No. 50,000CC and CP
	723073	COVER assembly. rear wheelarch - New Tan L.H.	1	Fitted from Body No. 50,001CC and CP up to Body No. CF1 & CR1
BX34	717217	COVER assembly, rear wheelarch - Shadow Blue - L.H.	1	} Petrol injection models Carburettor models Carburettor models Petrol injection models Fitted up to Body No. CF1 and CR1
	717218	COVER assembly, rear wheelarch - Grey L.H.	1	
	625753	COVER, hardboard, wheelarch, rear	1	
	625753	COVER, hardboard, wheelarch, rear	2	
BX35	806245	PAD, fibroceta, rear wheelarch	2	
BX36	815894	CASING BOARD assembly, petrol tank	1	
	815893	CASING BOARD assembly, petrol tank	1	
	511696	SCREW, self tapping - Securing petrol tank casing board	8	
	514438	WASHER, plain - Securing petrol tank casing board	8	
	FU2544	NUT, spire - Securing petrol tank casing board	4	
	FJ2464	NUT, spire - Securing petrol tank casing board	4	
BX37	815662	FLOOR assembly, luggage	1	} Carburettor models
BX38	623472	STUD, turnbuckle - Securing luggage floor to body	2	
BX39	623471	WASHER, retaining stud - Securing luggage floor to body	2	
BX40	623473	CAM, locking stud - Securing luggage floor to body	2	
BX41	716980	CASING BOARD, luggage compartment, rear - L.H.	1	
BX42	716981	CASING BOARD, luggage compartment, rear - R.H.	1	
BX43	815717	CASING BOARD, luggage compartment, side - L.H.	1	

Note:- Items marked thus † are available on our Factory Exchange Unit Scheme

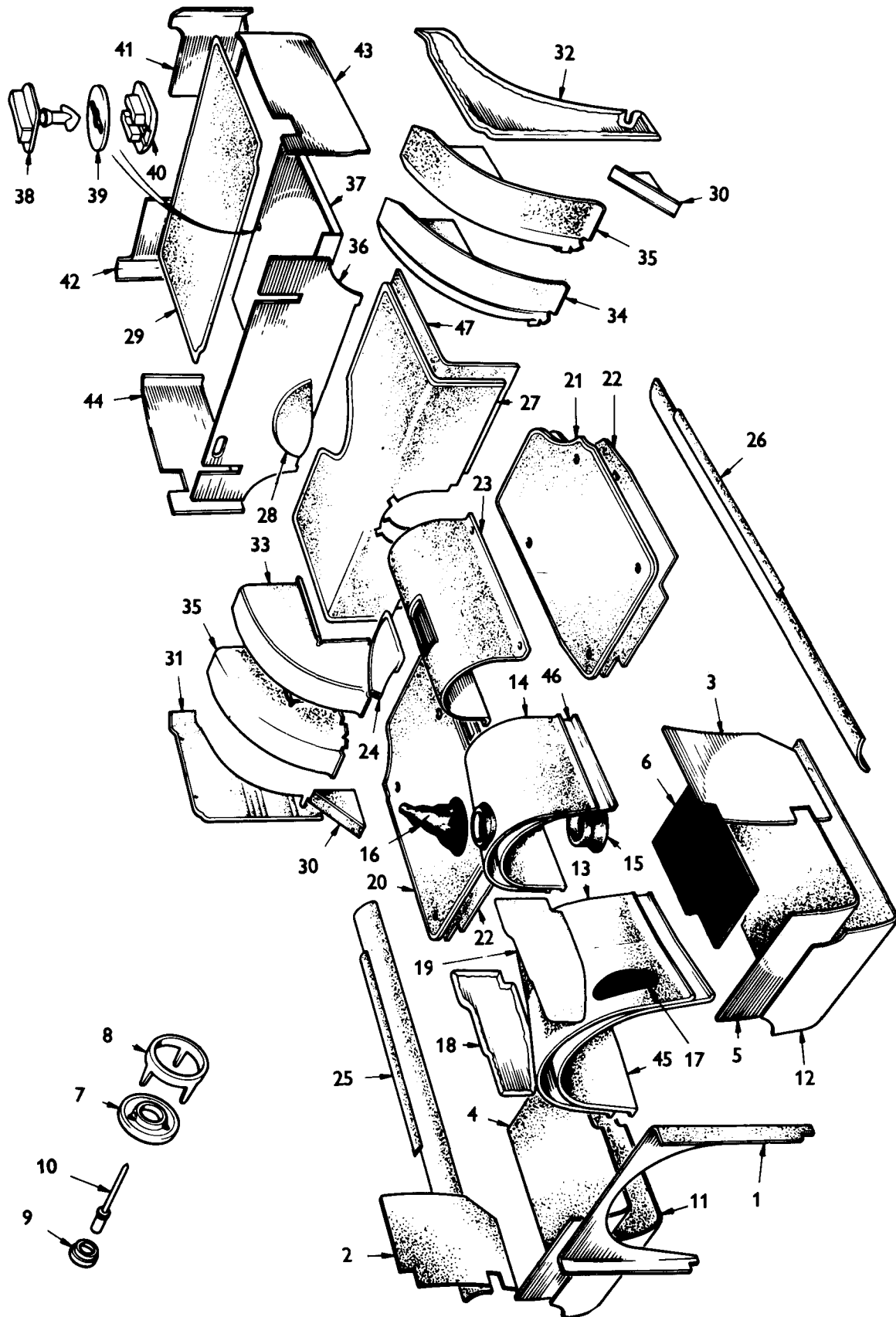


PLATE BX

BODY AND FITTINGS

Plate No.	Part No.	Description	No. per Unit	Remarks	
		BODY TRIM - Continued			
BX44	815718	CASING BOARD, luggage compartment, side - R.H.	1	} Petrol injection models	
	815719	CASING BOARD, luggage compartment, side - L.H.	1		
	510271	SCREW, set - Securing rear and side luggage compartment casing boards	8		
	515128	WASHER, plain - Securing rear and side luggage compartment casing boards	8		
	514438	WASHER, plain - Securing rear and side luggage compartment casing boards	4		
	511696	SCREW - Securing rear and side luggage compartment casing boards	4		
	FJ2444/4	NUT, spire - Securing rear and side luggage compartment casing boards	4		
	626561	PAD, sound, rear floor - R.H.	1		} Fitted up to Body No. CF1 and CR1
	626560	PAD, sound, rear floor - L.H.	1		
	626563	PAD, sound, rear seat pan - R.H.	1		
	626562	PAD, sound, rear seat pan - L.H.	1		
	626695	PAD, sound, rear seat pan - Outer - R.H.	1		
	626694	PAD, sound, rear seat pan - Outer - L.H.	1		
	626565	PAD, sound, rear seat pan - Centre	1		
	619138	PAD, sound, rear heelboard - L.H.	1		
	619139	PAD, sound, rear heelboard - R.H.	1		
BX45	815844	UNDERFELT, gearbox cover - Front	1		
BX46	709738	UNDERFELT, gearbox cover - Rear	1		
BX47	709667	UNDERFELT, seat pan and heelboard	1		
	618607	UNDERFELT, seat pan, petrol tank - Middle	1		
	618606	UNDERFELT, seat pan, petrol tank - Outer	2		

Note:- Items marked thus † are available on our Factory Exchange Unit Scheme

BODY AND FITTINGS

Plate No.	Part No.	Description	No. per Unit	Remarks
		BODY TRIM - continued		
919521		CARPET ASSEMBLY, Dash centre - Black R.H.S.	1	} Fitted from Body No. CF1 and CR1
919523		CARPET ASSEMBLY, Dash centre - New Tan R.H.S.	1	
919527		CARPET ASSEMBLY, Dash centre - Shadow Blue R.H.S.	1	
919531		CARPET ASSEMBLY, Dash centre - Black L.H.S.	1	
919533		CARPET ASSEMBLY, Dash centre - New Tan L.H.S.	1	
919537		CARPET ASSEMBLY, Dash centre - Shadow Blue L.H.S.	1	
919451		CARPET ASSEMBLY, Dash side - Black R.H. R.H.S.	1	
919453		CARPET ASSEMBLY, Dash side - New Tan R.H. R.H.S.	1	
919457		CARPET ASSEMBLY, Dash side - Shadow Blue R.H. R.H.S.	1	
919441		CARPET ASSEMBLY, Dash side - Black L.H. R.H.S.	1	
919443		CARPET ASSEMBLY, Dash side - New Tan L.H. R.H.S.	1	
919447		CARPET ASSEMBLY, Dash side - Shadow Blue L.H. R.H.S.	1	
919461		CARPET ASSEMBLY, Dash side - Black L.H. L.H.S.	1	
919463		CARPET ASSEMBLY, Dash side - New Tan L.H. L.H.S.	1	
919467		CARPET ASSEMBLY, Dash side - Shadow Blue L.H. L.H.S.	1	
919471		CARPET ASSEMBLY, Dash side - Black R.H. L.H.S.	1	
919473		CARPET ASSEMBLY, Dash side - New Tan R.H. L.H.S.	1	
919477		CARPET ASSEMBLY, Dash side - Shadow Blue R.H. L.H.S.	1	
919371		CARPET ASSEMBLY, Front floor Black R.H. R.H.S.	1	
919373		CARPET ASSEMBLY, Front floor, New Tan R.H. R.H.S.	1	
919377		CARPET ASSEMBLY, Front floor, Shadow Blue R.H. R.H.S.	1	

Note:- Items marked thus † are available on our Factory Exchange Unit Scheme

BODY AND FITTINGS

Plate No.	Part No.	Description	No. per Unit	Remarks
		BODY TRIM - Continued		
919361		CARPET ASSEMBLY, Front floor Black L.H. R.H.S.	1	} Fitted from Body No. CF1 and CR1
919363		CARPET ASSEMBLY, Front floor New Tan L.H. R.H.S.	1	
919367		CARPET ASSEMBLY, Front floor Shadow Blue L.H. R.H.S.	1	
919391		CARPET ASSEMBLY, Front floor Black R.H. L.H.S.	1	
919393		CARPET ASSEMBLY, Front floor New Tan R.H. L.H.S.	1	
919397		CARPET ASSEMBLY, Front floor Shadow Blue R.H. L.H.S.	1	
919381		CARPET ASSEMBLY, Front floor Black L.H. L.H.S.	1	
919383		CARPET ASSEMBLY, Front floor New Tan L.H. L.H.S.	1	
919387		CARPET ASSEMBLY, Front floor Shadow Blue L.H. L.H.S.	1	
708564		HEELMAT, Front floor carpet L.H.S.	1	
708569		HEELMAT, Front floor carpet R.H.S.	1	
CD23803		SOCKET, Carpet attachment L.H.S.	8	
CD23802		RING, Pronged carpet attachment	8	
765746		STUD, Carpet to floor and bulkhead	8	
561210		RIVET, Imex carpet to floor and bulkhead	8	
824077		UNDERFELT, Front floor R.H.	1	
824076		UNDERFELT, Front floor L.H.	1	
714653		MAT ASSY. Rubber front floor R.H.	1	
714510		MAT ASSY. Rubber front floor L.H.	1	
553252		BUTTON, securing rubber mats to floor and bulkhead	4	
554517		SOCKET, securing rubber mats to floor and bulkhead	4	
565746		STUD, securing rubber mats to floor and bulkhead	8	
561210		RIVET, securing rubber mats to floor and bulkhead	8	
919311		CARPET, Front and centre assy. gearbox cover Black R.H.S.	1	
919313		CARPET, Front and centre assy. gearbox cover New Tan R.H.S.	1	
919317		CARPET, Front and centre assy. gearbox cover Shadow Blue R.H.S.	1	
919321		CARPET, Front and centre assy. gearbox cover Black L.H.S.	1	

Note:- Items marked thus † are available on our Factory Exchange Unit Scheme

BODY AND FITTINGS

Plate No.	Part No.	Description	No. per Unit	Remarks
		BODY TRIM - Continued		
	919323	CARPET, Front and centre assy. gearbox cover New Tan L.H.S.	1	} Fitted from Body No. CF1 and CR1
	919327	CARPET, Front and centre assy. Gearbox cover Shadow Blue L.H.S.	1	
	822881	CARPET ASSY. Gearbox cover rear Black	1	
	822883	CARPET, Assy. gearbox cover rear New Tan	1	
	822887	CARPET ASSY. Gearbox cover rear Shadow Blue	1	
	CD23803	SOCKET, Securing gearbox cover carpet rear	2	
	CD23802	RING, Pronged securing gearbox cover carpet rear	2	
	709329	GROMMET, Lower gear lever	1	
	631881	GAUNTLET assy. gear lever Black	1	
	565746	STUD, Securing gearbox cover carpet rear to cover	2	
	WMO052	WASHER, plain securing gearbox cover carpet, rear to cover	2	
	563769	RIVET, Imex securing gearbox cover carpet rear to cover	2	
	611854	STUD, Centre securing gearbox cover carpet, rear to cover	4	
	YAO366	SCREW, S/T securing gearbox cover carpet, rear to cover	4	
	FN2043/4	NUT, fix securing gearbox cover carpet rear to cover	4	
	822261	TRIM PANEL ASSY. Side gearbox cover Black R.H.	1	
	822251	TRIM PANEL ASSY. Side gearbox cover Black L.H.	1	
	919571	CARPET ASSY. Rear floor Black R.H.	1	
	919573	CARPET ASSY. Rear floor New Tan R.H.	1	
	919577	CARPET ASSY. Rear floor Shadow Blue RH	1	
	919561	CARPET ASSY. Rear floor Black L.H.	1	
	919563	CARPET ASSY. Rear floor New Tan L.H.	1	
	919567	CARPET ASSY. Rear floor Shadow Blue LH	1	
	919581	CARPET ASSY. Transmission tunnel rear Black	1	
	919583	CARPET ASSY. Transmission Tunnel rear New Tan	1	
	919587	CARPET ASSY. Transmission Tunnel rear Shadow Blue	1	

Note:- Items marked thus † are available on our Factory Exchange Unit Scheme

BODY AND FITTINGS

Plate No.	Part No.	Description	No. per Unit	Remarks
		BODY TRIM - Continued		
	824078	UNDERFELT, Rear floor	2	} P.I. Only Carburettor Only Fitted from Body No. CF1 and CR1
	919551	CARPET ASSY. Sill Black R.H.	1	
	919553	CARPET ASSY. Sill New Tan R.H.	1	
	919557	CARPET ASSY. Sill Shadow Blue R.H.	1	
	919561	CARPET ASSY. Sill Black L.H.	1	
	919563	CARPET ASSY. Sill New Tan L.H.	1	
	919567	CARPET ASSY. Sill Shadow Blue L.H.	1	
	919601	CARPET ASSY. Heelboard and seat pan Black	1	
	919603	CARPET ASSY. Heelboard and seat pan New Tan	1	
	919607	CARPET ASSY. Heelboard and seat pan Shadow Blue	1	
	726861	CARPET ASSY. Differential case cover Black	1	
	726863	CARPET ASSY. Differential case cover New Tan	1	
	726867	CARPET ASSY. Differential case cover Shadow Blue	1	
	575422	CARPET, luggage floor Black	1	
	575427	CARPET, luggage floor Black	1	
	CD23802	SOCKET, Luggage floor carpet	4	
	CD23803	RING, Luggage floor carpet	4	
	565746	STUD, Durable, securing carpet to luggage floor	4	
	561210	RIVET, Imex, folding head, securing carpet to luggage floor	4	
	631841	PAD ASSY. 'B' Post reinforcement Black	2	
	631843	PAD ASSY. 'B' post reinforcement Chestnut	2	
	631847	PAD ASSY. 'B' post reinforcement Shadow Blue	2	
	625273	PAD ASSY. 'B' post reinforcement New Tan	2	
	726311	COVER 'B' post trim R.H. Black	1	
	726313	COVER 'B' post trim R.H. Chestnut	1	
	726317	COVER 'B' post trim R.H. Shadow Blue	1	
	729863	COVER 'B' post trim R.H. New Tan	1	
	726301	COVER 'B' post trim L.H. Black	1	
	726303	COVER 'B' post trim L.H. Chestnut	1	
	726307	COVER 'B' post trim L.H. Shadow Blue	1	
	729853	COVER 'B' post trim L.H. New Tan	1	

Note:- Items marked thus † are available on our Factory Exchange Unit Scheme

BODY AND FITTINGS

Plate No.	Part No.	Description	No. per Unit	Remarks
		BODY TRIM - Continued		
631830		COVER, Upper 'B' post R.H.	1	} For Hard top Models only
631820		COVER, Upper 'B' post L.H.	1	
822181		CASING ASSY. Rear quarter Black R.H.	1	
822183		CASING ASSY. Rear quarter Chestnut R.H.	1	
822187		CASING ASSY. Rear quarter Shadow - Blue R.H.	1	
821713		CASING ASSY. Rear quarter New Tan R.H.	1	
822171		CASING ASSY. Rear quarter Black L.H.	1	
822173		CASING ASSY. Rear quarter Chestnut L.H.	1	
822177		CASING ASSY. Rear quarter Shadow - Blue L.H.	1	
821703		CASING ASSY. Rear quarter New Tan L.H.	1	
608511		CLIP, Securing trim	6	
507819		SCREW S/T Rear quarter casings	6	
CD24152		WASHER, cup rear quarter casings	6	
726331		COVER ASSY, Rear wheelarch Black R.H.	1	
726333		COVER ASSY. Rear wheelarch Chestnut R.H.	1	
726337		COVER ASSY. Rear wheelarch Shadow - Blue R.H.	1	
726053		COVER ASSY. Rear wheelarch New Tan R.H.	1	} Fitted from Body No. CF1 and CR1
726321		COVER ASSY. Rear wheelarch Black L.H.	1	
726323		COVER ASSY. Rear wheelarch Chestnut L.H.	1	
726327		COVER ASSY. Rear wheelarch Shadow - Blue L.H.	1	
726043		CASING ASSY. Rear wheelarch New Tan L.H.	1	} P.I. Models
625753		COVER, Hardboard, wheelarch rear	1	
625753		COVER, Hardboard, wheelarch rear	2	} Carburettor Models
822230		PAD FOAM, rear wheelarch	2	
815894		CASING BOARD ASSY. Petrol tank	1	} Carburettor Models
815893		CASING BOARD ASSY. Petrol tank	1	
511696		SCREW, S/T Securing petrol tank casing board	8	} P.I. Models
514438		WASHER, Plain securing petrol tank casing board	8	
FU2544		NUT, Spire securing petrol tank casing board	4	
815662		FLOOR ASSY. Luggage	1	
623472		STUD, Turnbuckle securing luggage floor to body	2	
623471		WASHER, Retaining stud securing luggage floor to body	2	
623473		CAM, Locking stud, securing luggage floor to body	2	

Note:- Items marked thus † are available on our Factory Exchange Unit Scheme

BODY AND FITTINGS

Plate No.	Part No.	Description	No. per Unit	Remarks
		BODY TRIM - Continued		
	716980	CASING BOARD, Luggage compartment rear L.H.	1	} Carburettor Models P.I. Models Fitted from Body No. CF1 and CR1
	716981	CASING BOARD, Luggage compartment rear R.H.	1	
	815717	CASING BOARD, Luggage compartment side L.H.	1	
	815718	CASING BOARD, Luggage compartment side R.H.	1	
	815719	CASING BOARD, Luggage compartment side L.H.	1	
	510271	SCREW, set securing rear and side luggage compartment casing boards	8	
	515128	WASHER, plain securing rear and side luggage compartment casing boards	8	
	514438	WASHER, plain securing rear and side luggage compartment casing boards	4	
	511696	SCREW, Securing rear and side luggage compartment casing boards	4	
	FJ2444/4	NUT, Spire securing rear and side luggage compartment casing boards	4	
	626561	PAD, sound, rear floor R.H.	1	
	626560	PAD, sound, rear floor L.H.	1	
	626563	PAD, sound, rear seat pan R.H.	1	
	626562	PAD, sound, rear seat pan L.H.	1	
	626695	PAD, sound rear seat pan outer R.H.	1	
	626694	PAD, sound rear seat pan outer L.H.	1	
	626565	PAD, sound rear seat pan centre	1	
	619138	PAD, sound rear heelboard L.H.	1	
	619139	PAD, sound rear heelboard R.H.	1	
	824079	UNDERFELT, gearbox cover, front	1	
	729537	UNDERFELT, gearbox cover, rear	1	
	728612	UNDERFELT, seat pan to heelboard	1	
	618607	UNDERFELT, seat pan, petrol tank Middle	1	
	618606	UNDERFELT, seat pan, petrol tank Outer	2	

Note:- Items marked thus † are available on our Factory Exchange Unit Scheme

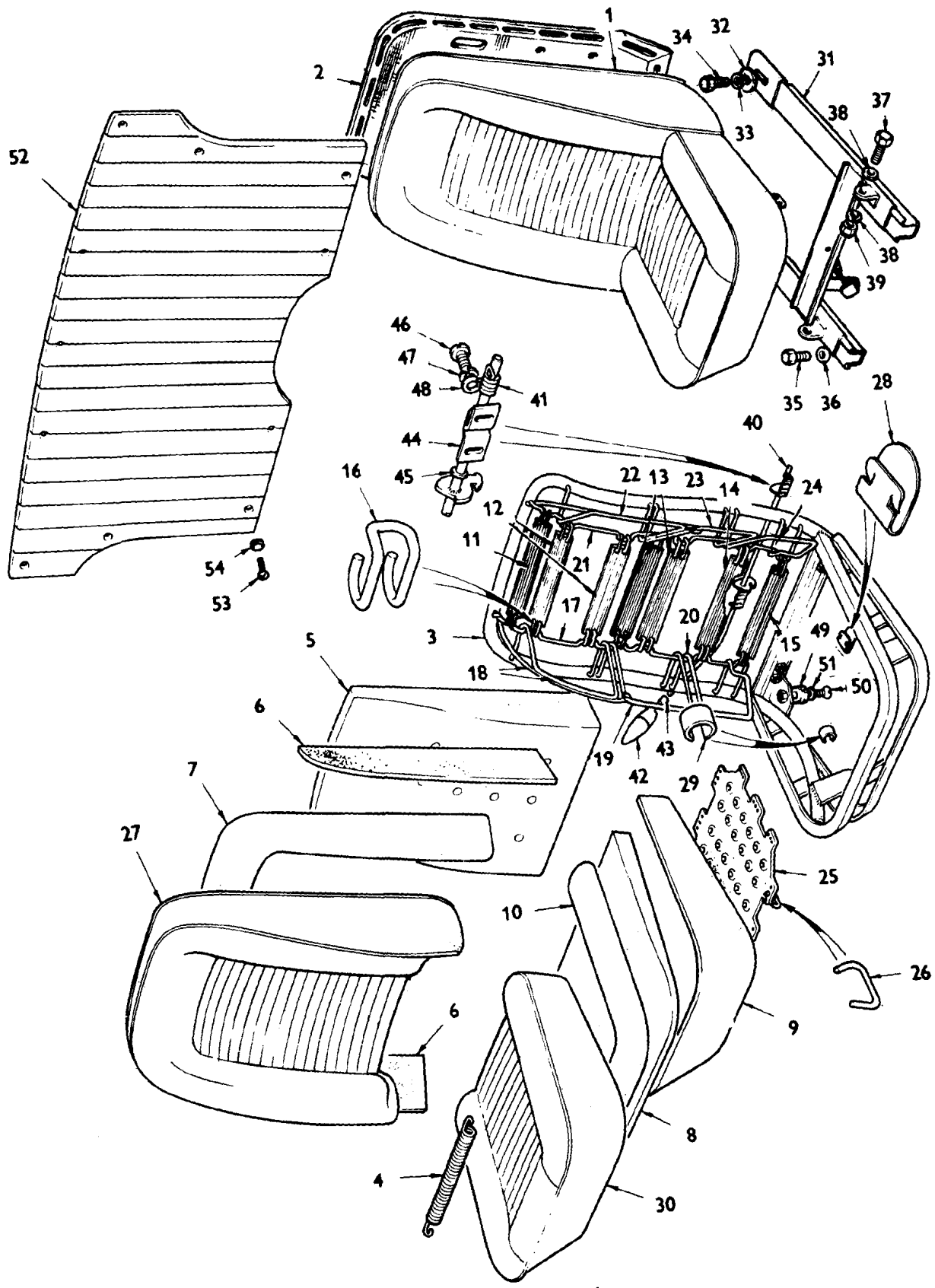


PLATE BY

BODY AND FITTINGS

Plate No.	Part No.	Description	No. per unit	Remarks
	910701	FRONT SEAT ASSEMBLY COMPLETE WITH CUSHION, LEATHERCLOTH - Black - R.H.	1	All Markets except U.S.A. and Germany Fitted up to Body No. 5000CP
	910702	FRONT SEAT ASSEMBLY COMPLETE WITH CUSHION, LEATHERCLOTH - Matador Red - R.H.	1	
	910703	FRONT SEAT ASSEMBLY COMPLETE WITH CUSHION, LEATHERCLOTH - Light Tan - R.H.	1	
	910707	FRONT SEAT ASSEMBLY COMPLETE WITH CUSHION, LEATHERCLOTH - Shadow Blue - R.H.	1	
	910721	FRONT SEAT ASSEMBLY COMPLETE WITH CUSHION, LEATHER - Black - R.H.	1	
	910722	FRONT SEAT ASSEMBLY COMPLETE WITH CUSHION, LEATHER - Matador Red - R.H.	1	
	910723	FRONT SEAT ASSEMBLY COMPLETE WITH CUSHION, LEATHER - Light Tan - R.H.	1	
	910727	FRONT SEAT ASSEMBLY COMPLETE WITH CUSHION, LEATHER - Shadow Blue - R.H.	1	
BY1	910691	FRONT SEAT ASSEMBLY COMPLETE WITH CUSHION, LEATHERCLOTH - Black - L.H.	1	
BY1	910692	FRONT SEAT ASSEMBLY COMPLETE WITH CUSHION LEATHERCLOTH - Matador Red - L.H.	1	

Note:- Items marked thus † are available on our Factory Exchange Unit Scheme

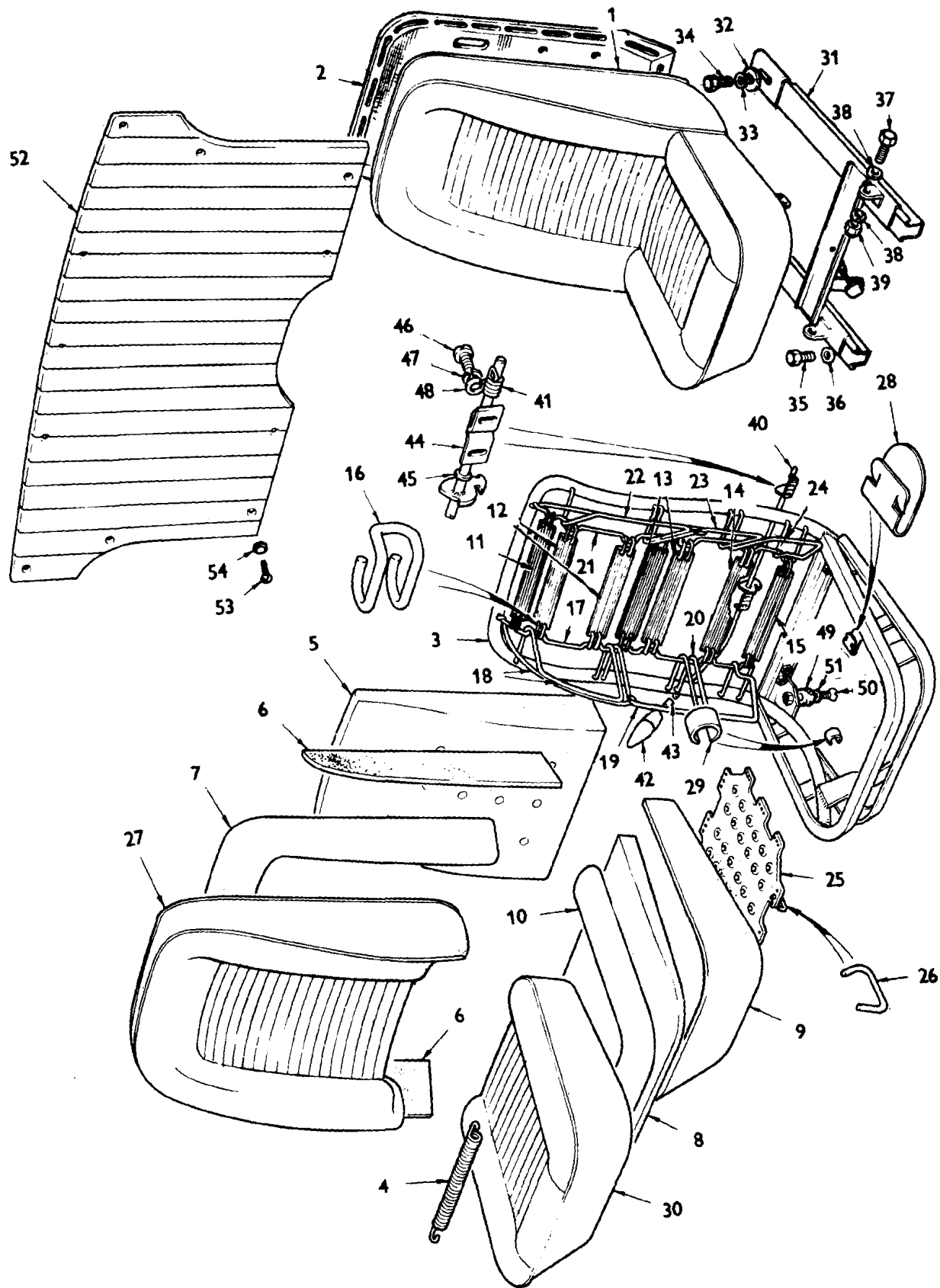


PLATE BY

BODY AND FITTINGS

Plate No.	Part No.	Description	No. per unit	Remarks
BY1	910693	FRONT SEAT ASSEMBLY COMPLETE WITH CUSHION, LEATHERCLOTH - Light Tan - L.H.	1	All markets except U.S.A. and Germany Fitted up to Body No. 50,000CP
BY1	910697	FRONT SEAT ASSEMBLY COMPLETE WITH CUSHION, LEATHERCLOTH - Shadow Blue - L.H.	1	
BY1	910711	FRONT SEAT ASSEMBLY COMPLETE WITH CUSHION, LEATHER - Black - L.H.	1	
BY1	910712	FRONT SEAT ASSEMBLY COMPLETE WITH CUSHION, LEATHER - Matador Red - L.H.	1	
BY1	910713	FRONT SEAT ASSEMBLY COMPLETE WITH CUSHION, LEATHER - Light Tan - L.H.	1	
BY1	910717	FRONT SEAT ASSEMBLY COMPLETE WITH CUSHION, LEATHER - Shadow Blue - L.H.	1	
	816371	BACKBOARD assembly, front seat squab - Black - R.H.	1	
	816372	BACKBOARD assembly, front seat squab - Matador Red - R.H.	1	
	816373	BACKBOARD assembly, front seat squab - Light Tan - R.H.	1	
	816377	BACKBOARD assembly, front seat squab - Shadow Blue - R.H.	1	
BY2	816361	BACKBOARD assembly, front seat squab - Black - L.H.	1	All markets except U.S.A. and Germany Fitted up to Body No. CF1 and CR1
BY2	816362	BACKBOARD assembly, front seat squab - Matador Red - L.H.	1	
BY2	816363	BACKBOARD assembly, front seat squab - Light Tan - L.H.	1	
BY2	816367	BACKBOARD assembly, front seat squab - Shadow Blue - L.H.	1	
BY3	908580	FRAME assembly, front seat - L.H.	1	All markets except U.S.A. and Germany Fitted up to Body No. 50,000CP
	908581	FRAME assembly, front seat - R.H.	1	

Note:-Items marked thus † are available on our Factory Exchange Unit Scheme

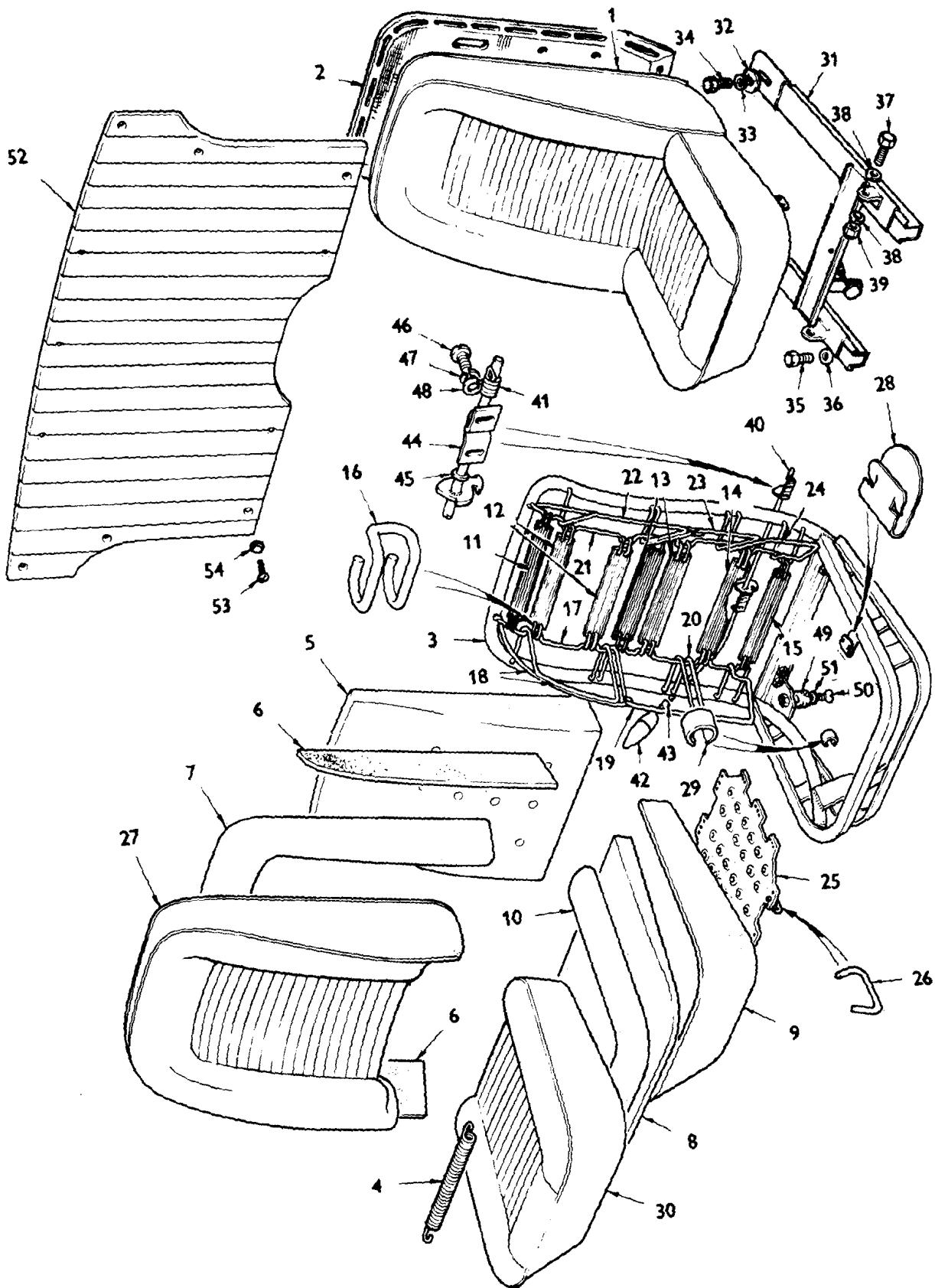


PLATE BY

BODY AND FITTINGS

Plate No.	Part No.	Description	No. per unit	Remarks		
FRONT SEAT ASSEMBLY - continued						
	911566	FRAME assembly, front seat - L.H.	1	All markets except U.S.A. and Germany Fitted from Body No. 50,000CP up to Body No. CF1 and CR1		
	911567	FRAME assembly, front seat - R.H.	1			
BY4	612273	SPRING, cushion tension	2			
BY5	815961	PAD, centre front	2			
BY6	716639	PAD, hair, front seat squab	4			
	910087	PAD, squab roll, back front seat - R.H.	1			
	910086	PAD, squab roll, back front seat L.H.	1			
BY7	815962	PAD, squab roll, front seat	2			
BY8	815518	PAD, seat cushion, front seat	2			
	716560	PAD, border, squab side	2		All markets except U.S.A. and Germany	
BY9	907473	PAD, cushion border	2			
BY10	814097	ROLL, edge, front seat cushion	2			
BY11	621058	RUBBER, strap assembly, front seat squab - 8.00 in. x 1.50 in. long	2			
BY12	621059	RUBBER, strap assembly, front seat squab - 8.50 in. x 1.50 in. long	4			
BY13	621060	RUBBER, strap assembly, front seat squab - 9.00 in. x 1.50 in. long	4			
BY14	621057	RUBBER, strap assembly, front seat squab - 9.40 in. x 1.50 in. long	2			Fitted up to Body No. CF1 and CR1
BY15	621056	RUBBER, strap assembly, front seat squab - 10.00 in. x 1.50 in. long	2			
BY16	621340	HOOK, securing rubber straps	28			
BY17	815690	WIRE, inner seat squab support, outer - R.H.	1			
	815689	WIRE, inner seat squab support, outer - L.H.	1			
BY18	815684	WIRE, upper, seat squab support, outer - R.H.	1			
	815683	WIRE, upper, seat squab support, outer - L.H.	1			
BY19	815686	WIRE, centre, seat squab support, outer - R.H.	1			
	815685	WIRE, centre, seat squab support, outer - L.H.	1			
BY20	815688	WIRE, lower seat squab support, outer - R.H.	1			

Note: Items marked thus † are available on our Factory Exchange Unit Scheme

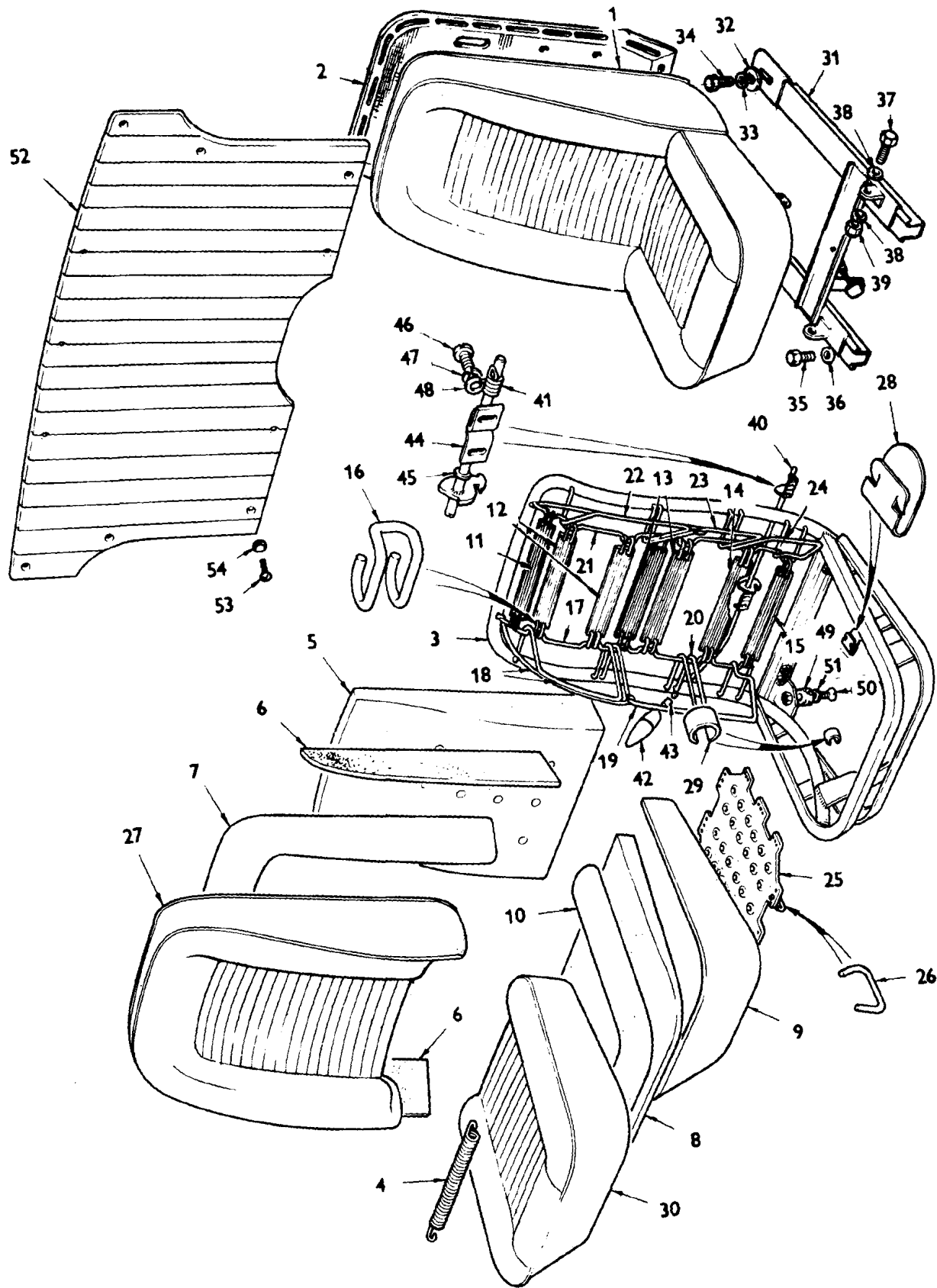


PLATE BY

BODY AND FITTINGS

Plate No.	Part No.	Description	No. per unit	Remarks
		FRONT SEAT ASSEMBLY - continued		
	815687	WIRE, lower seat squab support, outer - L.H.	1	All markets except U.S.A. and Germany Fitted up to Body No. CF1 and CR1
BY21	815657	WIRE, inner, seat squab support, inner - R.H.	1	
	815656	WIRE, inner, seat squab support, inner - L.H.	1	
BY22	815651	WIRE, upper, seat squab support, inner - R.H.	1	
	815650	WIRE, upper, seat squab support, inner - L.H.	1	
BY23	815653	WIRE, centre, seat squab support, inner - R.H.	1	
	815652	WIRE, centre, seat squab support, inner - L.H.	1	
BY24	815655	WIRE, lower, seat squab support, inner - R.H.	1	
	815654	WIRE, lower, seat squab support, inner - L.H.	1	
BY25	612251	DIAPHRAGM assembly, cushion	2	
BY26	612261	CLIP, diaphragm attachment	20	
BY27	716511	COVER assembly, front seat squab, leathercloth - Black - R.H.	1	
BY27	716512	COVER assembly, front seat squab, leathercloth - Matador Red - R.H.	1	
BY27	716513	COVER assembly, front seat squab, leathercloth - Light Tan - R.H.	1	
BY27	716517	COVER assembly, front seat squab, leathercloth - Shadow Blue - R.H.	1	
BY27	716531	COVER assembly, front seat squab, leather - Black - R.H.	1	
BY27	716532	COVER assembly, front seat squab, leather - Matador Red - R.H.	1	
BY27	716533	COVER assembly, front seat squab, leather - Light Tan - R.H.	1	
BY27	716537	COVER assembly, front seat squab, leather - Shadow Blue - R.H.	1	
	716501	COVER assembly, front seat squab, leathercloth - Black - L.H.	1	
	716502	COVER assembly, front seat squab, leathercloth - Matador Red - L.H.	1	
	716503	COVER assembly, front seat squab, leathercloth - Light Tan - L.H.	1	
	716507	COVER assembly, front seat squab, leathercloth - Shadow Blue - L.H.	1	

Note:- Items marked thus † are available on our Factory Exchange Unit Scheme

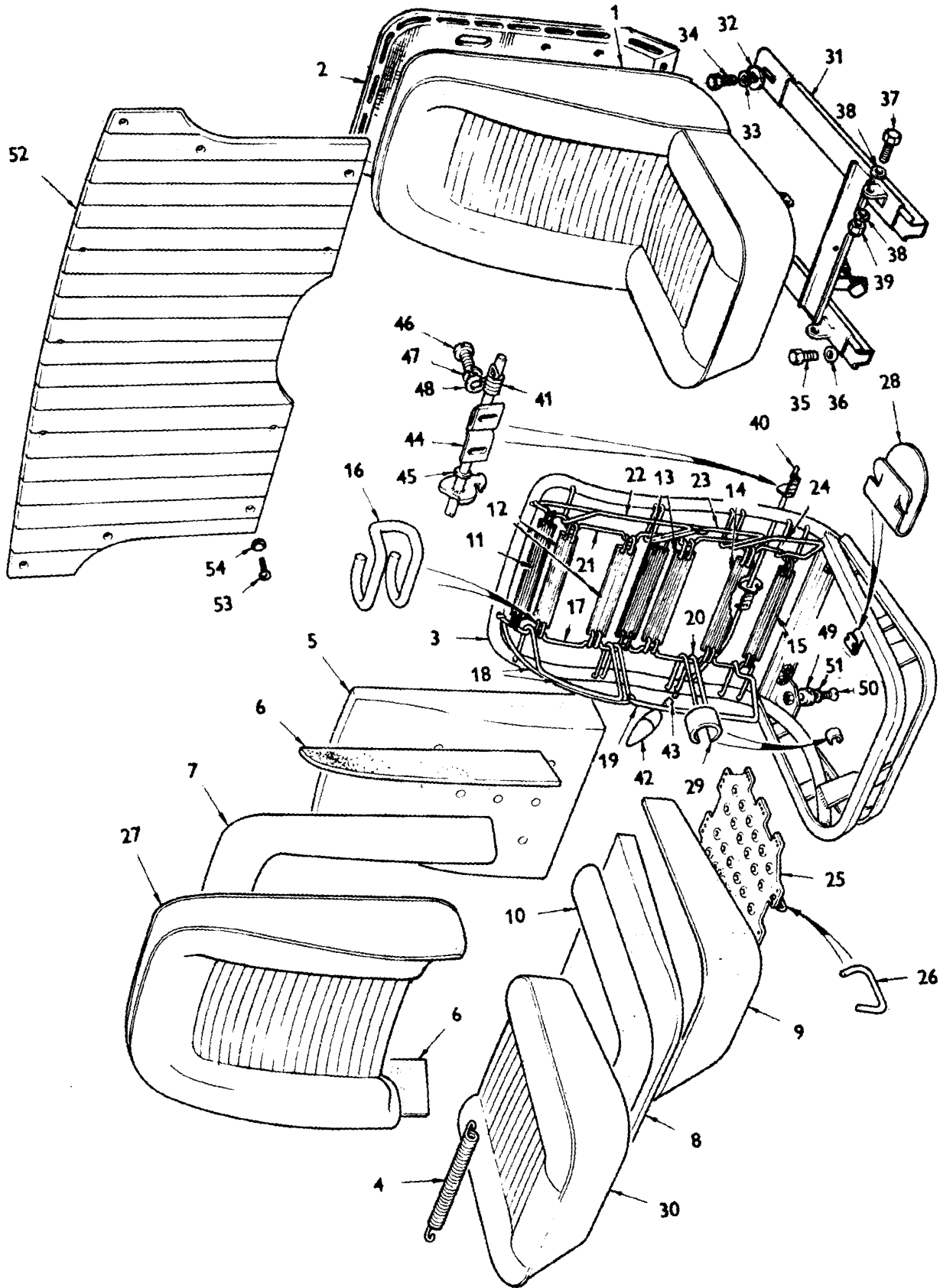


PLATE BY

BODY AND FITTINGS

Plate No.	Part No.	Description	No. per unit	Remarks
FRONT SEAT ASSEMBLY - continued				
	716521	COVER assembly, front seat squab, leather - Black - L.H.	1	} All markets except U.S.A. and Germany Fitted up to Body No. CF1 and CR1
	716522	COVER assembly, front seat squab, leather - Matador Red - L.H.	1	
	716523	COVER assembly, front seat squab, leather - Light Tan - L.H.	1	
	716527	COVER assembly, front seat squab, leather - Shadow Blue - L.H.	1	
BY28	608817	CLIP, trim - Attaching cover to frame	A/R	
BY29	608862	CLIP, tubular - Attaching cover to frame	A/R	
BY30	716541	COVER assembly, front seat cushion leathercloth - Black	2	
BY30	716542	COVER assembly, front seat cushion, leathercloth - Matador Red	2	
BY30	716543	COVER assembly, front seat cushion, leathercloth - Light Tan	2	
BY30	716547	COVER assembly, front seat cushion, leathercloth - Shadow Blue	2	
BY30	716551	COVER assembly, front seat cushion, leather - Black	2	
BY30	716552	COVER assembly, front seat cushion, leather - Matador Red	2	
BY30	716553	COVER assembly, front seat cushion, leather - Light Tan	2	
BY30	716557	COVER assembly, front seat cushion, leather - Shadow Blue	2	
	821137	SEAT SLIDES ASSEMBLY R.H. and L.H.	2	U.S.A. markets only Fitted up to Body No. CF1
BY31	812237	SEAT SLIDE assembly - R.H. and L.H.	2	All markets except USA Fitted up to Body No. CF1 and CR1
BY32	516555	WASHER, plain - Securing catch plates to seat slides	4	} Fitted up to Body No. CF1 and CR1 All markets
BY33	510506	WASHER, lock - Securing catch plates to seat slides	4	
BY34	502449	SCREW, set - Securing catch plates to seat slides	4	
BY35	HU0708	SCREW, set - Securing seat slides to floor	8	

Note:- Items marked thus † are available on our Factory Exchange Unit Scheme

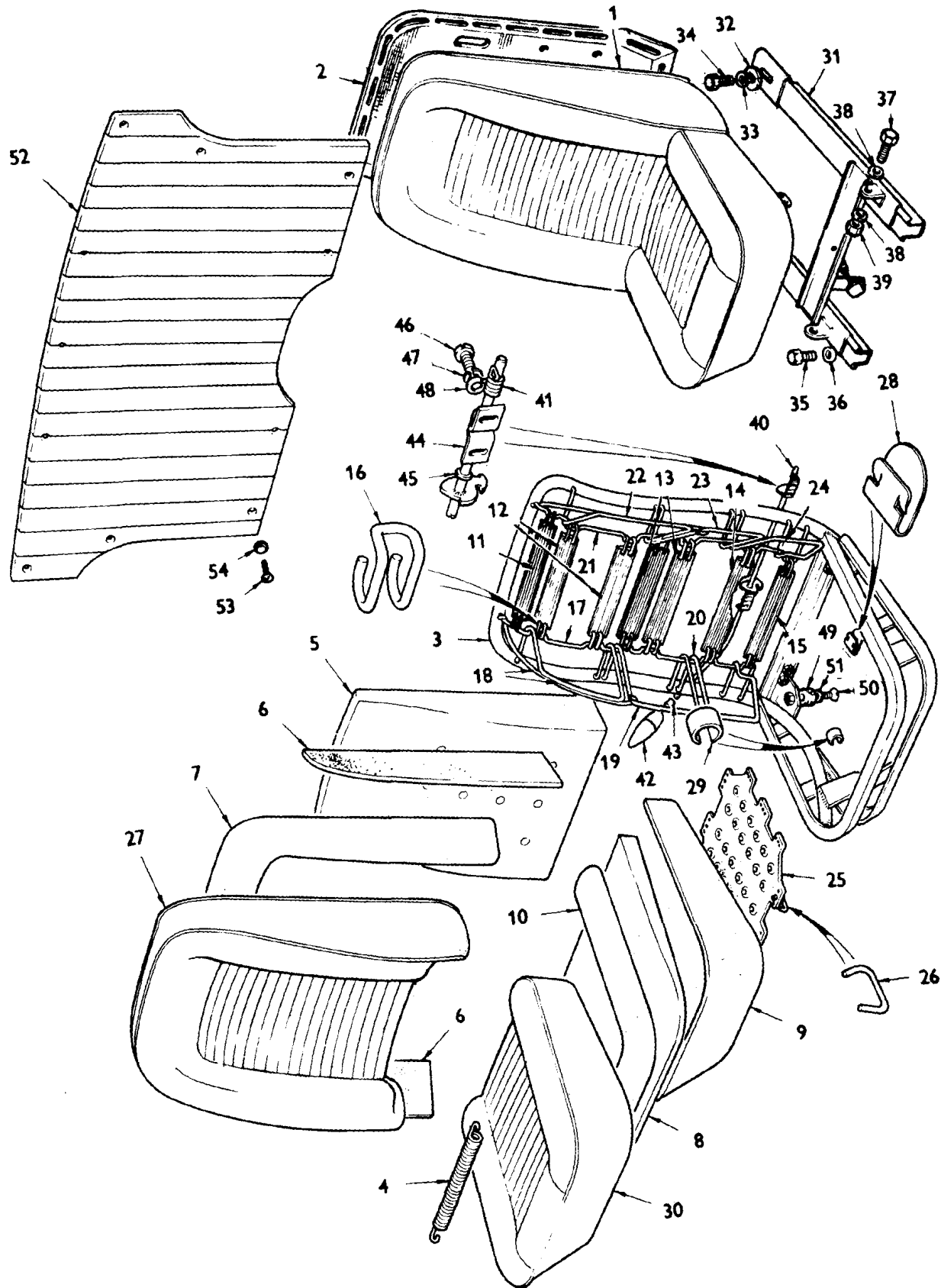


PLATE BY

BODY AND FITTINGS

Plate No.	Part No.	Description	No. per Unit	Remarks
		FRONT SEAT ASSEMBLY - continued		
BY36	WP0007	WASHER, plain - Securing seat slides to floor	8	All markets except U.S.A. and Germany Fitted up to Body No. CF1 and CR1
	WM0067	WASHER, plain, rear of seat slides	4	
BY37	HU0806	SCREW, set - Seat slides to seats	4	
BY38	WP0133	WASHER, plain - Seat slides to seats	8	
BY39	YN2908	NUT, nyloc - Seat slides to seats	4	
BY40	713308	CONTROL ROD assembly, safety catch, front seats - R.H.	1	
	713307	CONTROL ROD assembly, safety catch, front seats - L.H.	1	
	621982	SPRING, safety catch, front seats - R.H.	2	
BY41	621981	SPRING, safety catch, front seats - L.H.	2	
BY42	621458	KNOB, safety catch, control rod	2	
BY43	621776	CLIP, securing knob to rod	2	
BY44	621960	BRACKET assembly, safety catch pivot	4	
BY45	503661	WASHER, plain, between safety catch and pivot bracket	4	
BY46	506731	SCREW, set - Pivot brackets to frame	8	
BY47	505307	WASHER, lock - Pivot brackets to frame	8	
BY48	508875	WASHER, plain - Pivot brackets to frame	8	
BY49	621515	BUFFER, rubber, front seat attachment	4	
BY50	509140	SCREW, set - Buffer to seat frame	4	
BY51	503923	WASHER, plain - Buffer to seat frame	4	
	WP0120	WASHER, plain - Buffer to seat frame	4	
	WP0122	WASHER, plain - Buffer to seat frame	4	
BY52	813051	REAR TRIM BOARD COMPLETE - Black	1	Fitted up to 50,000CP
BY52	816192	REAR TRIM BOARD COMPLETE - Matador Red	1	
BY52	813053	REAR TRIM BOARD COMPLETE - Light Tan	1	
BY52	813057	REAR TRIM BOARD COMPLETE - Shadow Blue	1	
	819731	REAR TRIM BOARD COMPLETE - Black	1	Fitted from 50,001CP up to Body No. CF1 & CR1
	819732	REAR TRIM BOARD COMPLETE - Matador Red	1	
	576653	REAR TRIM BOARD COMPLETE - Light Tan	1	
	819733	REAR TRIM BOARD COMPLETE - New Tan	1	
	819737	REAR TRIM BOARD COMPLETE - Shadow Blue	1	

Note:- Items marked thus † are available on our Factory Exchange Unit Scheme

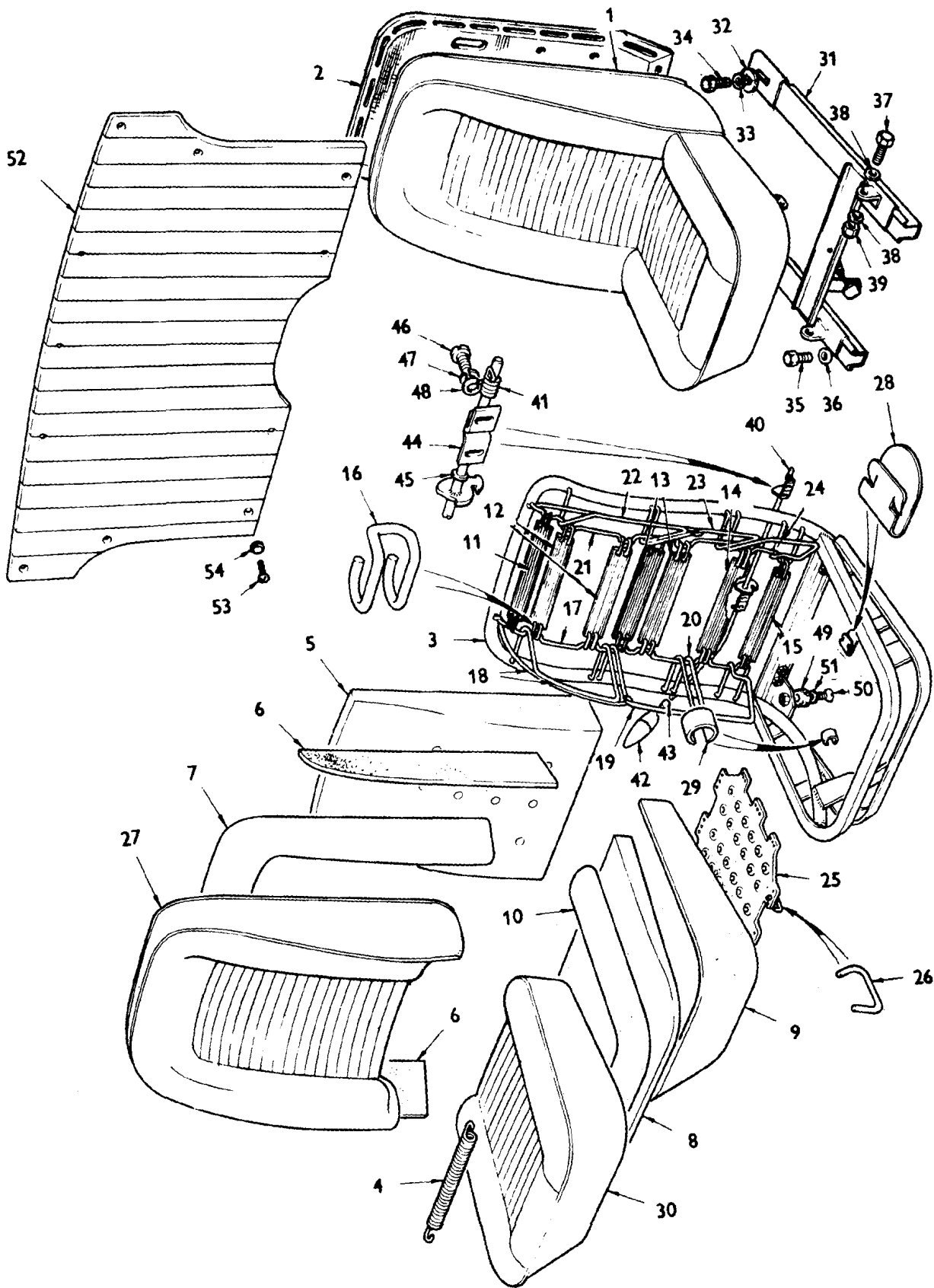


PLATE BY

BODY AND FITTINGS

Plate No.	Part No.	Description	No. per Unit	Remarks
	819738	REAR TRIM BOARD COMPLETE - Grey	1	Fitted from 50,001CP up to Body No. CF1 & CR1
BY53	507819	SCREW, self tapping - Securing rear trim board	11	Fitted up to Body No. CF1 and CR1
BY54	CD24152	WASHER, cup - Securing rear trim board	11	
	910701	FRONT SEAT ASSEMBLY COMPLETE WITH CUSHION, LEATHERCLOTH - Black - R.H.	1	} German market up to Body No. 50,000CP only
	910702	FRONT SEAT ASSEMBLY COMPLETE WITH CUSHION, LEATHERCLOTH - Matador Red - R.H.	1	
	910703	FRONT SEAT ASSEMBLY COMPLETE WITH CUSHION, LEATHERCLOTH - Light Tan - R.H.	1	
	910707	FRONT SEAT ASSEMBLY COMPLETE WITH CUSHION, LEATHERCLOTH - Shadow Blue - R.H.	1	
	910721	FRONT SEAT ASSEMBLY COMPLETE WITH CUSHION, LEATHER - Black - R.H.	1	
	910722	FRONT SEAT ASSEMBLY COMPLETE WITH CUSHION, LEATHER - Matador Red - R.H.	1	
	910723	FRONT SEAT ASSEMBLY COMPLETE WITH CUSHION, LEATHER - Light Tan - R.H.	1	
	910727	FRONT SEAT ASSEMBLY COMPLETE WITH CUSHION LEATHER - Shadow Blue - R.H.	1	

Note:- Full details of the R.H. (Passenger's seat) will be found on pages ... to ... inc.

Note:- Items marked thus † are available on our Factory Exchange Unit Scheme

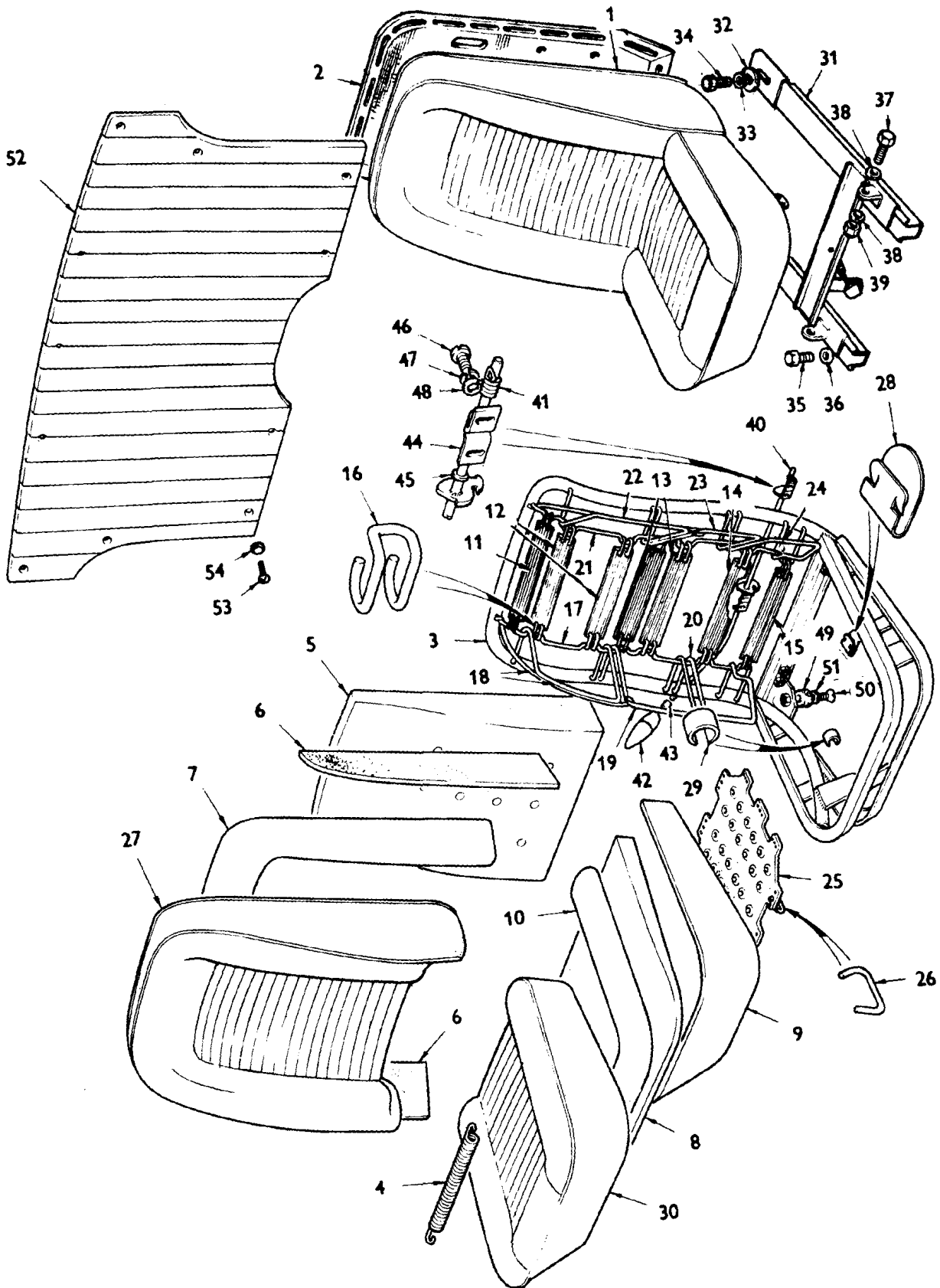


PLATE BY

BODY AND FITTINGS

Plate No.	Part No.	Description	No. per Unit	Remarks
	910761	FRONT SEAT ASSEMBLY COMPLETE WITH CUSHION, LEATHERCLOTH - Black - L.H.	1	} German market up to Body No. 50,000CP only
	910762	FRONT SEAT ASSEMBLY COMPLETE WITH CUSHION, LEATHERCLOTH - Matador Red - L.H.	1	
	910763	FRONT SEAT ASSEMBLY COMPLETE WITH CUSHION, LEATHERCLOTH - Light Tan - L.H.	1	
	910767	FRONT SEAT ASSEMBLY COMPLETE WITH CUSHION, LEATHERCLOTH - Shadow Blue - L.H.	1	
	910781	FRONT SEAT ASSEMBLY COMPLETE WITH CUSHION, LEATHER - Black - L.H.	1	
	910782	FRONT SEAT ASSEMBLY COMPLETE WITH CUSHION, LEATHER - Matador Red - L.H.	1	
	910783	FRONT SEAT ASSEMBLY COMPLETE WITH CUSHION, LEATHER - Light Tan - L.H.	1	
	910787	FRONT SEAT ASSEMBLY COMPLETE WITH CUSHION, LEATHER - Shadow Blue - L.H.	1	
	815999	PAD, cushion, front seat - L.H.	1	
	815991	ROLL, cushion, front seat - L.H.	1	
	815989	ROLL, back squab, front seat - L.H.	1	
	815683	WIRE, upper seat squab support, outer - L.H.	1	
	815989	ROLL, back squab, front seat - L.H.	1	
	815683	WIRE, upper seat squab support, outer - L.H.	1	
	815685	WIRE, centre seat squab support, outer - L.H.	1	
	816077	WIRE, lower seat squab support, outer - L.H.	1	
	816079	WIRE, inner seat squab support, outer - L.H.	1	

Note:-Items marked thus † are available on our Factory Exchange Unit Scheme

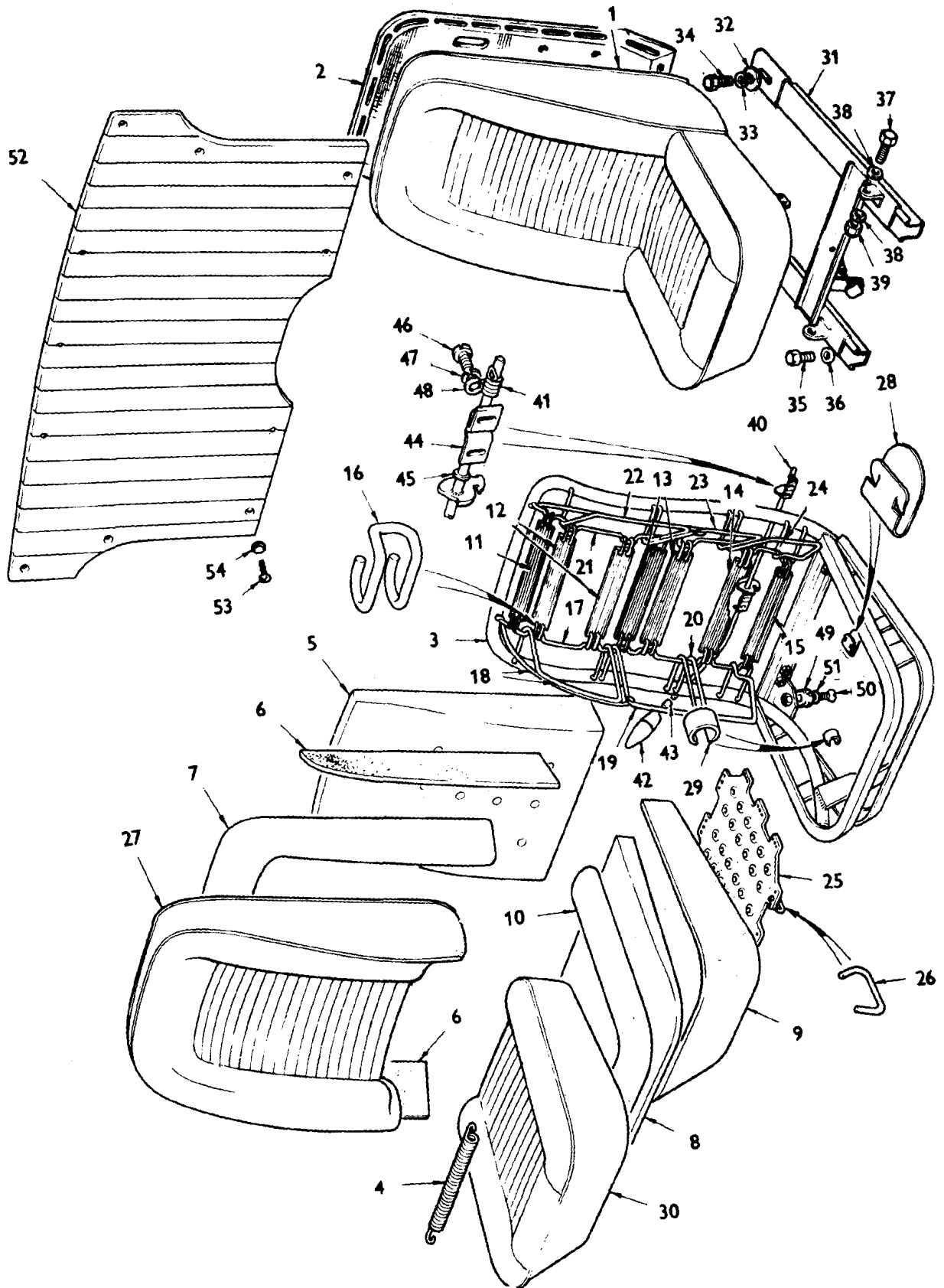


PLATE BY

BODY AND FITTINGS

Plate No.	Part No.	Description	No. per unit	Remarks
FRONT SEAT - continued				
815650		WIRE, upper seat squab support, inner - L.H.	1	German Markets up to Body No. 50,000CP only
815652		WIRE, centre seat squab support, inner - L.H.	1	
816070		WIRE, lower seat squab support, inner - L.H.	1	
816072		WIRE, inner seat squab support, inner - L.H.	1	
625848		BOARD, side assembly, front seat squab - L.H.	1	
625849		BOARD, side assembly, front seat squab - R.H.	1	
815981		BACKBOARD assembly, front seat squab - Black - L.H.	1	
912241		FRONT SEAT ASSEMBLY COMPLETE WITH CUSHION, LEATHERCLOTH - Black - R.H.	1	All Markets other than USA and Japan. From Body No. 50,001CP up to Body No. CF1 and CR1
912242		FRONT SEAT ASSEMBLY COMPLETE WITH CUSHION, LEATHERCLOTH - Matador Red - R.H.	1	
576617		FRONT SEAT ASSEMBLY COMPLETE WITH CUSHION, LEATHERCLOTH - Light Tan - R.H.	1	
912243		FRONT SEAT ASSEMBLY COMPLETE WITH CUSHION, LEATHERCLOTH - New Tan - R.H.	1	
912247		FRONT SEAT ASSEMBLY COMPLETE WITH CUSHION, LEATHERCLOTH - Shadow Blue - R.H.	1	
912248		FRONT SEAT ASSEMBLY COMPLETE WITH CUSHION, LEATHERCLOTH, GREY, R.H.	1	
912261		FRONT SEAT ASSEMBLY COMPLETE WITH CUSHION, LEATHER - Black - R.H.	1	

Note:- Items marked thus † are available on our Factory Exchange Unit Scheme

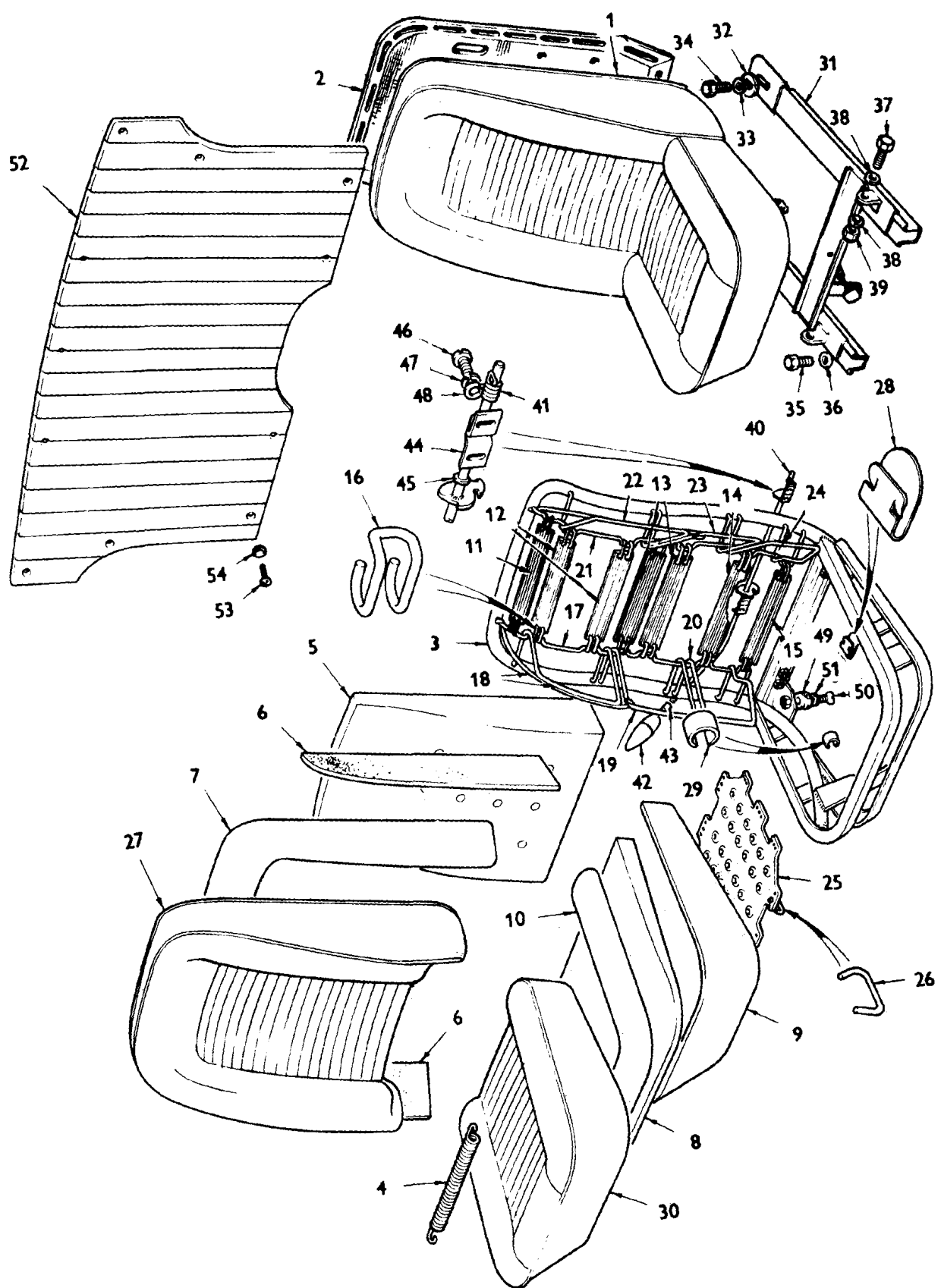


PLATE BY

BODY AND FITTINGS

Plate No.	Part No.	Description	No. per unit	Remarks
	912262	FRONT SEAT ASSEMBLY COMPLETE WITH CUSHION, LEATHER - MATADOR RED - R.H.	1	All Markets other than USA and Japan from Body No. 50,0001CP up to Body No. CF1 and CR1
	576618	FRONT SEAT ASSEMBLY COMPLETE WITH CUSHION, LEATHER - Light Tan R.H.	1	
	912263	FRONT SEAT ASSEMBLY COMPLETE WITH CUSHION, LEATHER - New Tan - R.H.	1	
	912267	FRONT SEAT ASSEMBLY COMPLETE WITH CUSHION, LEATHER - Shadow Blue - R.H.	1	
	912268	FRONT SEAT ASSEMBLY COMPLETE WITH CUSHION, LEATHER, GREY - R.H.	1	
	912231	FRONT SEAT ASSEMBLY COMPLETE WITH CUSHION, LEATHERCLOTH - Black - L.H.	1	
	912232	FRONT SEAT ASSEMBLY COMPLETE WITH CUSHION, LEATHERCLOTH - Matador Red - L.H.	1	
	576615	FRONT SEAT ASSEMBLY COMPLETE WITH CUSHION, LEATHERCLOTH - Light Tan - L.H.	1	
	912233	FRONT SEAT ASSEMBLY COMPLETE WITH CUSHION, LEATHERCLOTH - New Tan - L.H.	1	
	912237	FRONT SEAT ASSEMBLY COMPLETE WITH CUSHION, LEATHERCLOTH - Shadow Blue - L.H.	1	
	912238	FRONT SEAT ASSEMBLY COMPLETE WITH CUSHION, LEATHERCLOTH - GREY - L.H.	1	
	912251	FRONT SEAT ASSEMBLY COMPLETE WITH CUSHION, LEATHER - Black - L.H.	1	

Note:- Items marked thus † are available on our Factory Exchange Unit Scheme

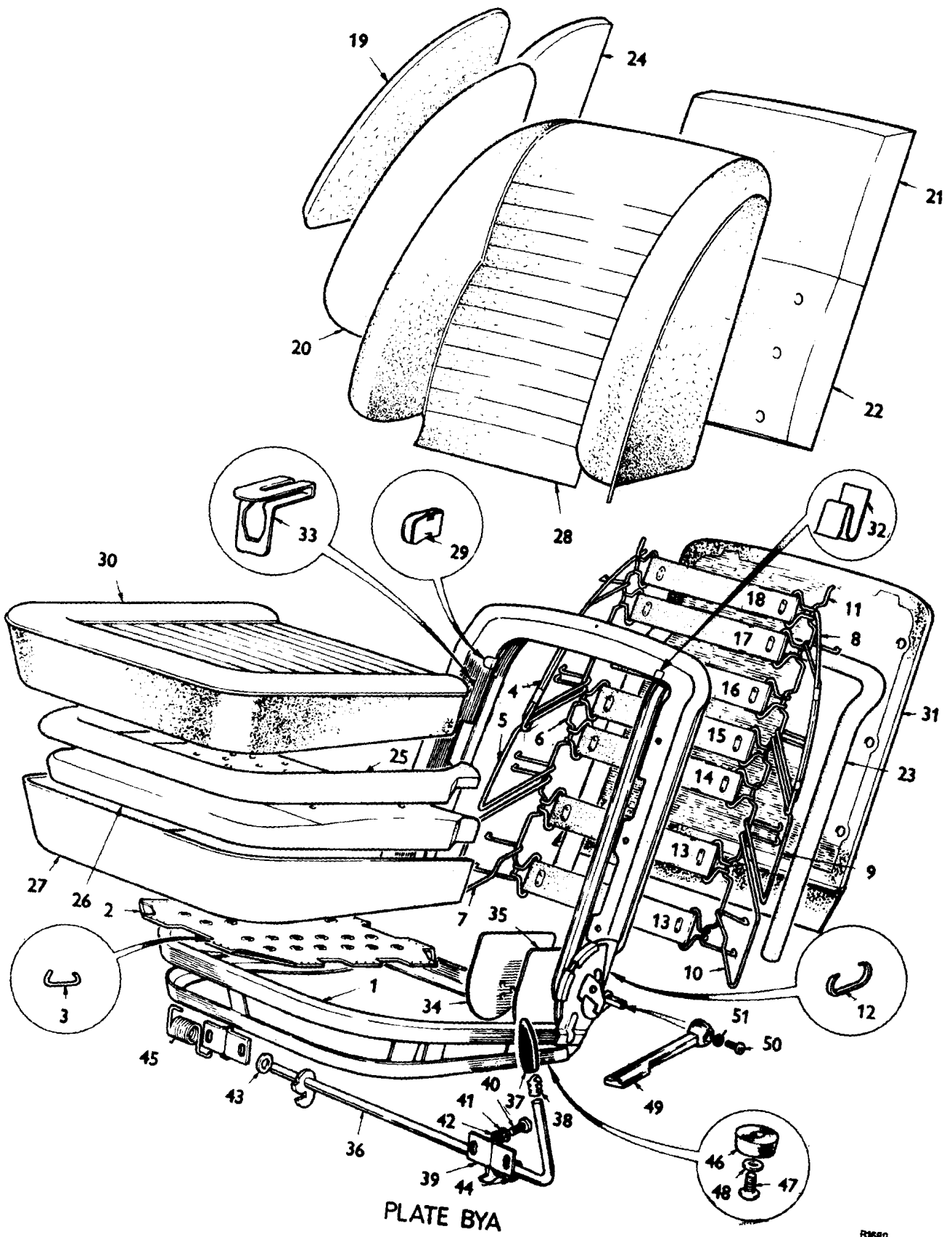


PLATE BYA

B1682
TRIUMPH TR6

BODY AND FITTINGS

Plate No.	Part No.	Description	No. per unit	Remarks
	912252	FRONT SEAT ASSEMBLY - continued FRONT SEAT ASSEMBLY COMPLETE WITH CUSHION, LEATHER - Matador Red - L.H.	1	All markets other than U.S.A. and Japan From Body No. 50,001CP up to Body No. CF1 and CR1
	576616	FRONT SEAT ASSEMBLY COMPLETE WITH CUSHION, LEATHER - Light Tan - L.H.	1	
	912253	FRONT SEAT ASSEMBLY COMPLETE WITH CUSHION, LEATHER - New Tan - L.H.	1	
	912257	FRONT SEAT ASSEMBLY COMPLETE WITH CUSHION, LEATHER - Shadow Blue - L.H.	1	
	912258	FRONT SEAT ASSEMBLY COMPLETE WITH CUSHION, LEATHER - GREY - L.H.	1	
	911567	FRAME assembly, front seat - Without headrest - R.H.	1	
BYA1	911566	FRAME assembly, front seat - Without headrest - L.H.	1	
	576162	TORSION BAR, front seat - R.H.	1	
	576161	TORSION BAR, front seat - L.H.	1	
BYA2	566592	DIAPHRAGM, front seat - R.H. and L.H.	2	
BYA3	612261	CLIP, securing diaphragm, front seat	20	
	815684	WIRE, upper assembly, seat squab support, outer - R.H.	1	
BYA4	815683	WIRE, upper assembly, seat squab support, outer - L.H.	1	
	815686	WIRE, centre, seat squab support, outer - R.H.	1	
BYA5	815685	WIRE, centre, seat squab support, outer - L.H.	1	
	816080	WIRE, inner, seat squab support, outer - R.H.	1	
BYA6	816079	WIRE, inner, seat squab support, outer - L.H.	1	
	816078	WIRE, lower, seat squab support, outer - R.H.	1	
BYA7	816077	WIRE, lower, seat squab support, outer - L.H.	1	
	CZA4713	SPRING ROLLER	1	

Note:- Items marked thus † are available on our Factory Exchange Unit Scheme

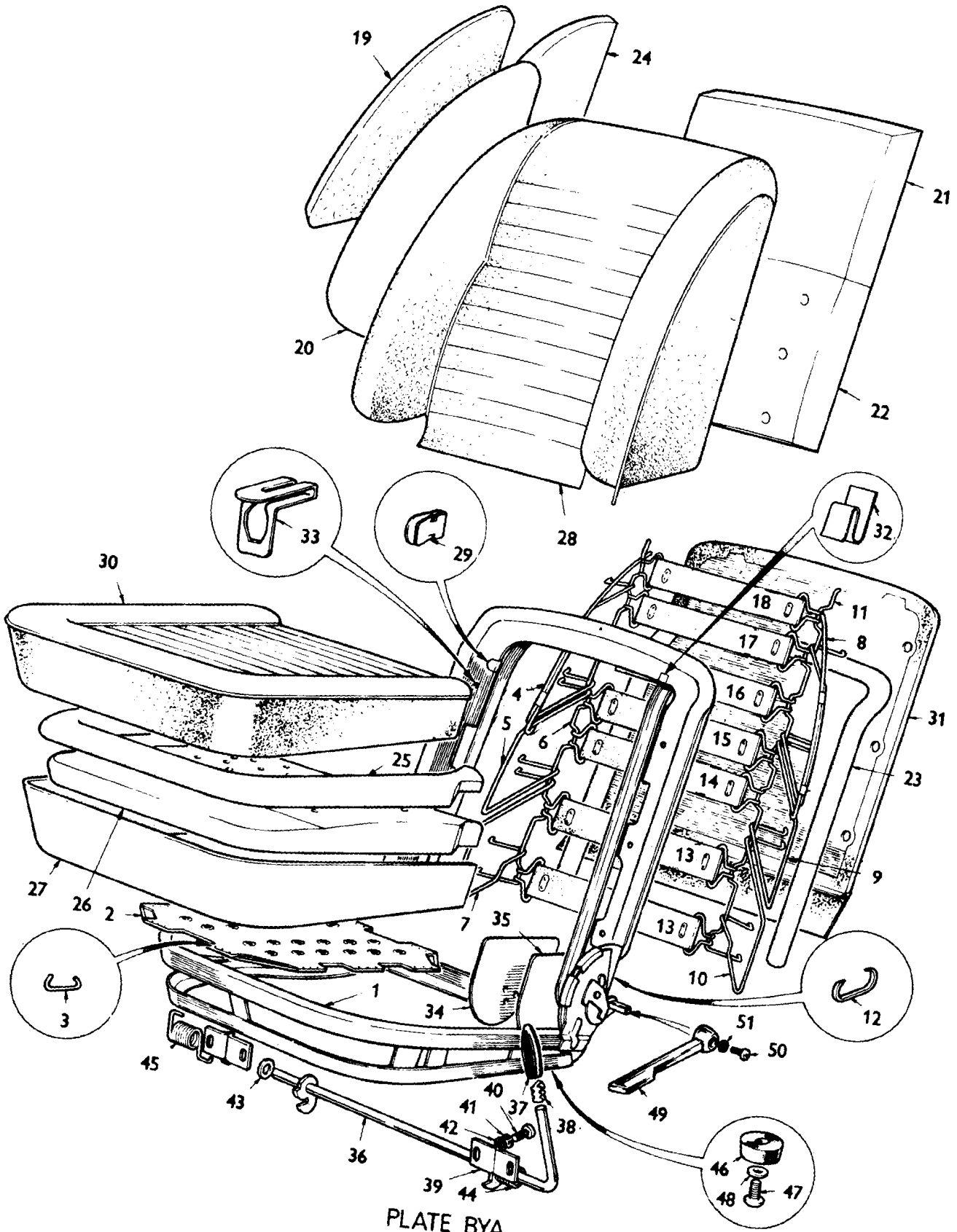


PLATE BYA

81682
TRIUMPH TR6

BODY AND FITTINGS

Plate No.	Part No.	Description	No. per unit	Remarks
		FRONT SEAT ASSEMBLY - continued		
	815651	WIRE, upper assembly, seat squab support inner - R.H.	1	All markets other than USA and Japan. From body No. 50,001CP up to Body No. CF1 and CR1
BYA8	815650	WIRE, upper assembly, seat squab support inner - L.H.	1	
	815653	WIRE, centre, seat squab support, inner - R.H.	1	
BYA9	815652	WIRE, centre, seat squab support, inner - L.H.	1	
	816071	WIRE, lower, seat squab support, inner - R.H.	1	
BYA10	816070	WIRE, lower, seat squab support, inner - L.H.	1	
	816073	WIRE, inner, seat squab support, inner - R.H.	1	
BYA11	816072	WIRE, inner, seat squab support, inner - L.H.	1	
BYA12	561785	RING, hog, hessian to support wire, inner, R.H. and L.H. seat	40	
BYA14	816755	STRAP, rubber, R.H. and L.H. front seat squab, 10.74 in. long	2	
BYA13	816756	STRAP, rubber, R.H. and L.H. front seat squab, 11.19 in. long	4	
BYA15	816757	STRAP, rubber, R.H. and L.H. front seat squab, 10.57 in. long	2	
BYA16	816758	STRAP, rubber, R.H. and L.H. front seat squab, 10.24 in. long	2	
BYA17	816759	STRAP, rubber, R.H. and L.H. front seat squab, 9.94 in. long	2	
BYA18	816760	STRAP, rubber, R.H. and L.H. front seat squab 9.57 in. long	2	
BYA19	716639	PAD, rubberised hair - Support wires	4	
BYA20	720121	PAD, squab roll, front seat, R.H. - L.H. and R.H. seat	2	
	720120	PAD, squab roll, front seat, L.H. - L.H. and R.H. seat	2	
	720161	PAD, upper, front seat squab - R.H.	1	
BYA21	720160	PAD, upper, front seat squab - L.H.	1	
	818297	PAD, lower, front seat squab - R.H.	1	
BYA22	818296	PAD, lower, front seat squab - L.H.	1	
	818312	ROLL, back, front seat squab - R.H.	1	
BYA23	818311	ROLL, back, front seat squab - L.H.	1	
BYA24	716560	PAD, border, side, front seat squab - L.H. and R.H.	4	

Note:- Items marked thus † are available on our Factory Exchange Unit Scheme

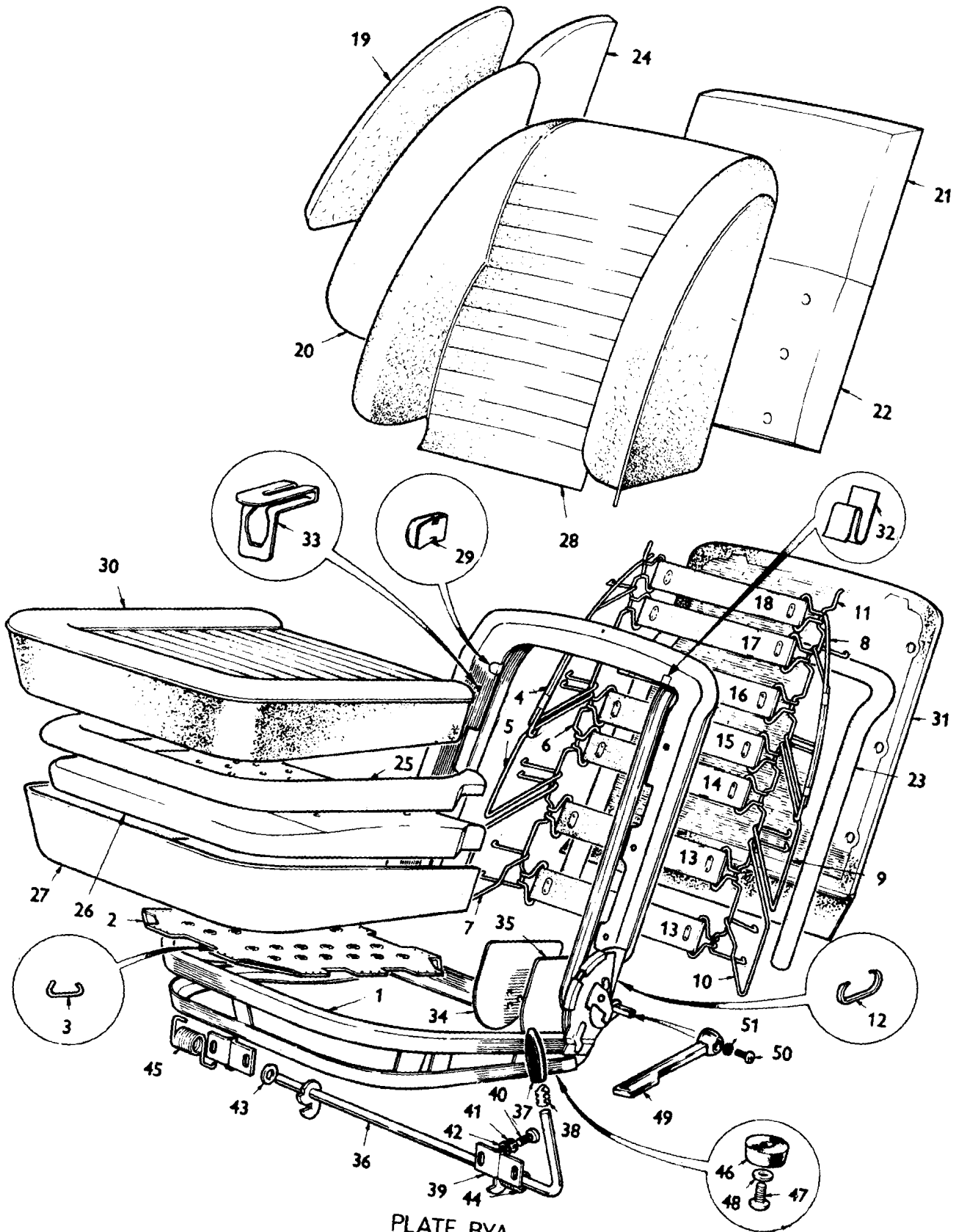


PLATE BYA

B1682
TRIUMPH TR6

BODY AND FITTINGS

Plate No.	Part No.	Description	No. per unit	Remarks
		FRONT SEAT ASSEMBLY - continued		
BYA25	818247	PAD, cushion, front seat - L.H. and R.H.	2	All markets other than U.S.A. and Japan. Fitted from Body No. 50,001CP up to Body No.CF1 and CR1
BYA26	818246	ROLL, cushion, front seat - L.H. and R.H.	2	
BYA27	907473	PAD, foam cushion border - L.H. and R.H. seat	2	
	720351	COVER assembly, front seat squab, leathercloth - Black - R.H. seat	1	
	720352	COVER assembly, front seat squab, leathercloth - Matador Red - R.H. seat	1	
	576623	COVER assembly, front seat squab, leathercloth - Light Tan - R.H. seat	1	
	720353	COVER assembly, front seat squab, leathercloth - New Tan - R.H. seat	1	
	720357	COVER assembly, front seat squab, leathercloth - Shadow Blue - R.H. seat	1	
	720358	COVER assembly, front seat squab, leathercloth - Grey - R.H. seat	1	
BYA28	720341	COVER assembly, front seat squab, leathercloth - Black - L.H. seat	1	
BYA28	720342	COVER assembly, front seat squab, leathercloth - Matador Red - L.H. seat	1	
	576621	COVER assembly, front seat squab, leathercloth - Light Tan - L.H. seat	1	
BYA28	720343	COVER assembly, front seat squab, leathercloth - New Tan - L.H. seat	1	
BYA28	720347	COVER assembly, front seat squab, leathercloth - Shadow Blue - L.H. seat	1	
	720348	COVER assembly, front seat squab, leathercloth - Grey - L.H. seat	1	
	720371	COVER assembly, front seat squab, leather - Black - R.H. seat	1	
	720372	COVER assembly, front seat squab, leather - Matador Red - R.H. seat	1	
	576624	COVER assembly, front seat squab, leather - Light Tan - R.H. seat	1	

Note:- Items marked thus † are available on our Factory Exchange Unit Scheme

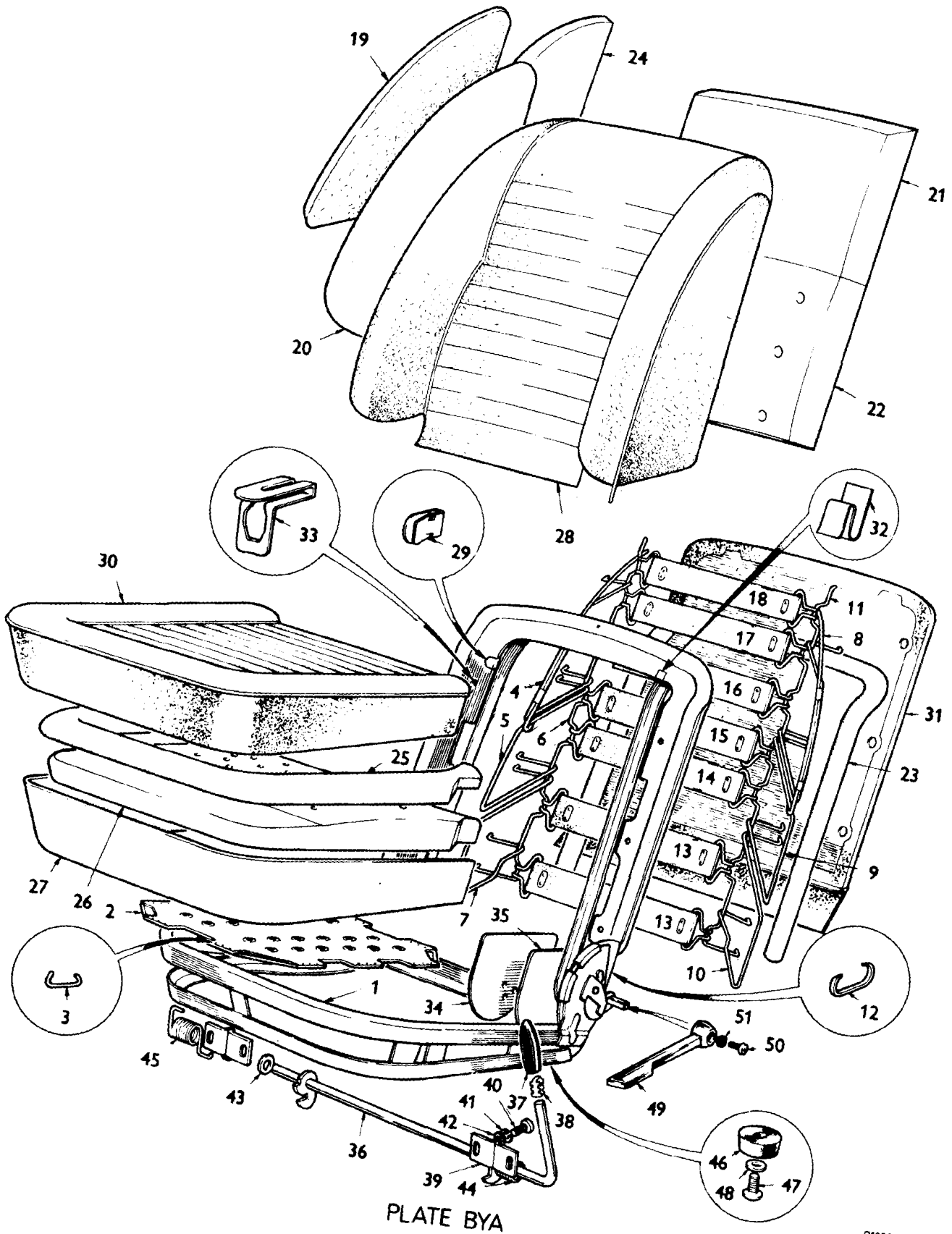


PLATE BYA

B1682
TRIUMPH TR6

BODY AND FITTINGS

Plate NO.	Part No.	Description	No. per unit	Remarks
		FRONT SEAT ASSEMBLY - continued		
	720373	COVER, assembly, front seat squab, leather - New Tan - R.H. seat	1	All markets other than U.S.A. and Japan. Fitted from Body No. 50001CP up to Body No. CF1 and CR1
	720377	COVER, assembly, front seat squab leather - Shadow Blue - R.H. seat	1	
	720378	COVER, assembly, front seat squab, leather - Grey - R.H. seat	1	
BYA28	720361	COVER assembly, front seat squab, leather - Black - L.H. seat	1	
BYA28	720362	COVER assembly, front seat squab, leather - Matador Red - L.H. seat	1	
	576622	COVER assembly, front seat squab, leather - Light Tan - L.H.	1	
BYA28	720363	COVER assembly, front seat squab, leather - New Tan - L.H. seat	1	
BYA28	720367	COVER assembly, front seat squab, leather - Shadow Blue - L.H. seat	1	
	720368	COVER assembly, front seat squab, leather - Grey - L.H. seat	1	
BYA29	608817	CLIP, trim squab, bottom border to lower back rail - L.H. and R.H. seat	8	
BYA30	720241	COVER assembly, front seat cushion, leathercloth - Black - L.H. and R.H. seat	2	
BYA30	720242	COVER assembly, front seat cushion, leathercloth - Matador Red - L.H. and R.H. seat	2	
	576619	COVER assembly, front seat cushion, leathercloth - Light Tan - L.H. and R.H. seat	2	
BYA30	720243	COVER assembly, front seat cushion, leathercloth - New Tan - L.H. and R.H. seat	2	
BYA30	720247	COVER assembly, front seat cushion, leathercloth - Shadow Blue - L.H. and R.H. seat	2	
	720248	COVER assembly, front seat cushion leathercloth - Grey - L.H. and R.H. seat	2	
BYA30	720251	COVER assembly, front seat cushion, leather - Black - L.H. and R.H. seat	2	
BYA30	720252	COVER assembly, front seat cushion, leather - Matador Red - L.H. and R.H. seat	2	

Note:- Items marked thus † are available on our Factory Exchange Unit Scheme

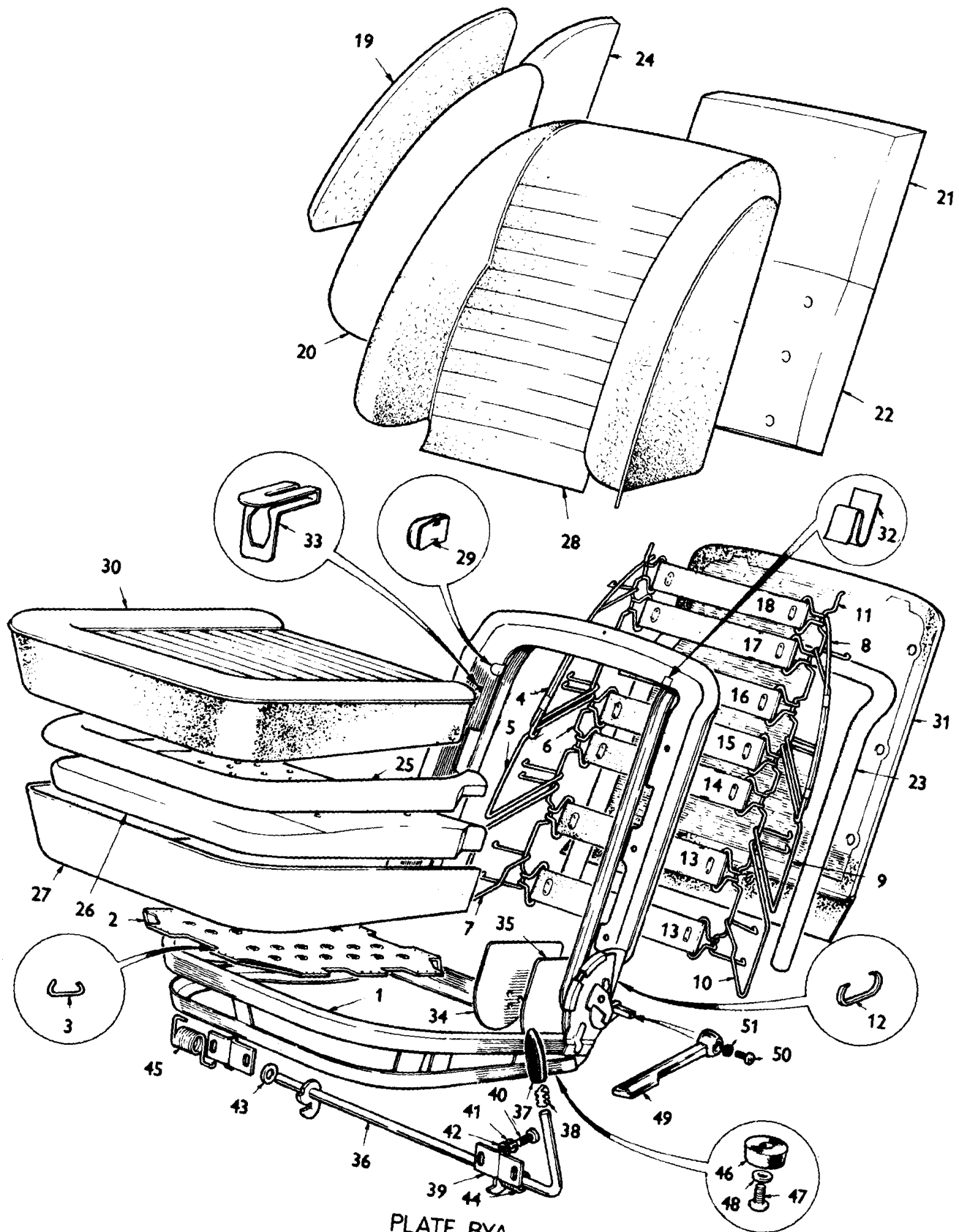


PLATE BYA

B1682
TRIUMPH TR6

BODY AND FITTINGS

Plate No.	Part No.	Description	No. per unit	Remarks
		FRONT SEAT ASSEMBLY - continued		
	576620	COVER assembly, front seat cushion, leather - Light Tan - L.H. and R.H. seat	2	All markets other than U.S.A. and Japan. Fitted from Body No.50,001CP up to Body No.CF1 and CR1
BYA30	720253	COVER assembly, front seat cushion, leather - New Tan - L.H. and R.H. seat	2	
BYA30	720257	COVER assembly, front seat cushion, leather - Shadow Blue - L.H. and R.H. seat	2	
	720258	COVER assembly, front seat cushion leather - Grey - L.H. and R.H. seat	2	
BYA29	608817	CLIP, trim - Cushion border to valance rail	24	
	818331	BACKBOARD assembly, front seat squab - Black - R.H. seat	1	
	818332	BACKBOARD assembly, front seat squab - Matador Red - R.H. seat	1	
	576626	BACKBOARD assembly, front seat squab - Light Tan - R.H. seat	1	
	818333	BACKBOARD assembly, front seat squab - New Tan - R.H. seat	1	
	818337	BACKBOARD assembly, front seat squab - Shadow Blue - R.H. seat	1	
	818338	BACKBOARD assembly, front seat squab - Grey - R.H. seat	1	
BYA31	818321	BACKBOARD assembly, front seat squab - Black - L.H. seat	1	
BYA31	818322	BACKBOARD assembly, front seat squab - Matador Red - L.H. seat	1	
	576625	BACKBOARD assembly, front seat squab - Light Tan - L.H. seat	1	
BYA31	818323	BACKBOARD assembly, front seat squab - New Tan - L.H. seat	1	
BYA31	818327	BACKBOARD assembly, front seat squab - Shadow Blue - L.H. seat	1	
	818328	BACKBOARD assembly, front seat squab - Grey - L.H. seat	1	
BYA29	608817	CLIP, trim - Face panel squab to back rail	4	
BYA32	613770	CLIP, trim - Backboard to back rail	4	
BYA33	613769	CLIP, trim - Backboard to back rail	12	
BYA29	608817	CLIP, trim - Backboard to bottom rail	8	

Note:- Items marked thus † are available on our Factory Exchange Unit Scheme

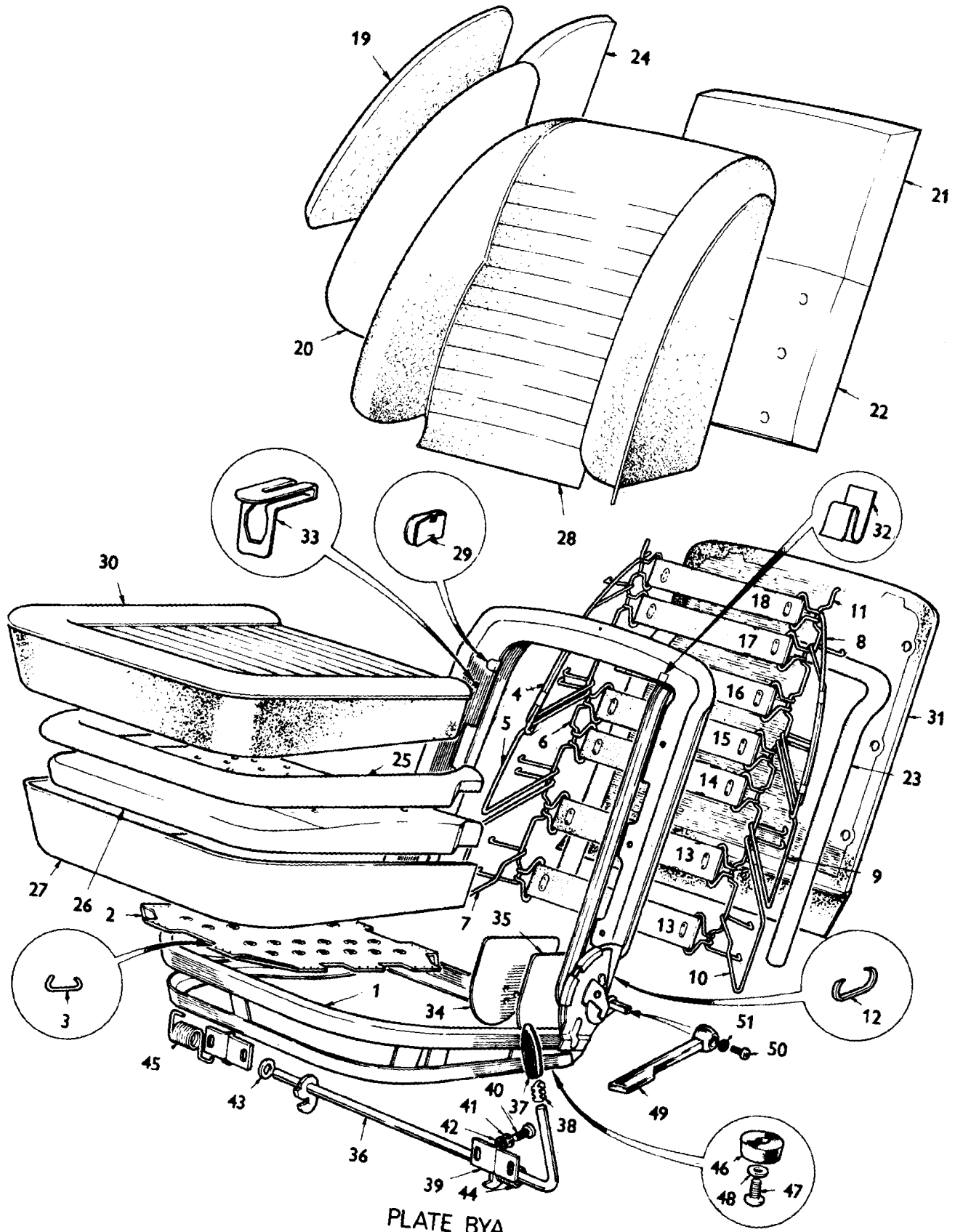


PLATE BYA

B1682
TRIUMPH TR6

BODY AND FITTINGS

Plate No.	Part No.	Description	No. per unit	Remarks
		FRONT SEAT ASSEMBLY - continued		
	627933	BOARD, side border, front seat squab - R.H. - L.H. and R.H. seat	2	All markets other than U.S.A. and Japan.Fitted from Body No. 50,001CP up to Body No.CF1 and CRI
BYA34	627932	BOARD, side border, front seat squab - L.H. - L.H. and R.H. seat	2	
BYA29	608817	CLIP, trim - Side border to support channel - L.H. and R.H. front seat	24	
BYA12	561785	RING, hog - Bottom side panel to torsion spring - L.H. and R.H. front seat	4	
BYA35	627930	FOAM board, side border squab - L.H. and R.H. front seat	4	
	720165	CONTROL ROD, safety catch assembly - R.H.front seat	1	
BYA36	720164	CONTROL ROD, safety catch assembly	1	
BYA37	621458	KNOB, safety catch - R.H. and L.H. front seat	2	
BYA38	621776	CLIP, securing knob, safety catch - R.H. and L.H. front seat	2	
BYA39	621960	BRACKET, pivot assembly - Safety catch - R.H. and L.H. front seat	4	
BYA40	506731	SCREW, set, No. 10 x 1/2 in. long - Securing bracket pivot assembly, safety catch - L.H. and R.H. front seat	6	
BYA41	505307	WASHER, lock - Securing bracket pivot assembly, safety catch - L.H. and R.H. front seat	8	
BYA42	508875	WASHER, plain - Securing bracket pivot assembly, safety catch - L.H. and R.H. front seat	6	
BYA43	555285	WASHER, plain - Securing bracket pivot assembly, safety catch - L.H. and R.H. front seat	4	
	629588	PLATE, stop safety catch, front seat	4	
	509141	SCREW, set - securing bracket pivot safety catch	2	
BYA44	621982	SPRING, safety catch - R.H. - L.H. and R.H. front seat	2	
BYA45	621981	SPRING, safety catch - L.H. - L.H. and R.H. front seat	2	

Note:- Items marked thus † are available on our Factory Exchange Unit Scheme

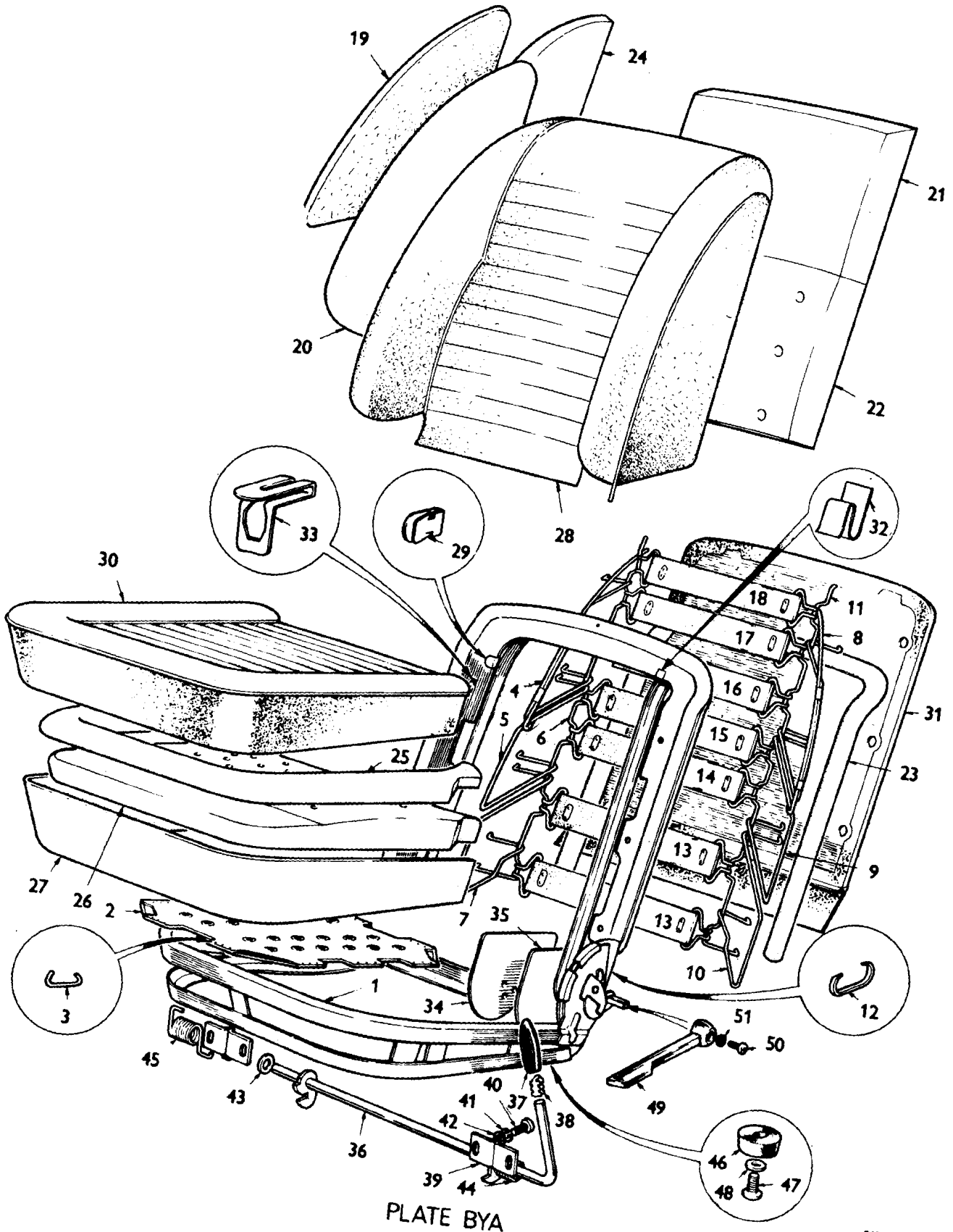


PLATE BYA

B1682
TRIUMPH TR6

BODY AND FITTINGS

Plate No.	Part No.	Description	No. per unit	Remarks
		FRONT SEAT ASSEMBLY - continued.		
BYA46	621515	BUFFER, rubber - L.H. and R.H. front seat	4	} All markets other than U.S.A. and Japan.Fitted from Body No. 50,001CP up to Body No.CF1 and CR1
BYA47	509141	SCREW, set, No. 10 x 5/8 in. long - Securing buffer, rubber - L.H. and R.H. front seat	4	
BYA48	WP0196	WASHER, plain - Securing buffer, rubber - L.H. and R.H. front seat	4	
BYA49	617063	HANDLE, seat regulator	2	
BYA50	508194	SCREW, set, No. 10 x 1/2 in. long - Securing handle regulator - L.H. and R.H. front seat	2	
BYA51	WL0205	WASHER, lock - Securing handle regulator - L.H. and R.H. front seat	2	

Note:- Items marked thus † are available on our Factory Exchange Unit Scheme

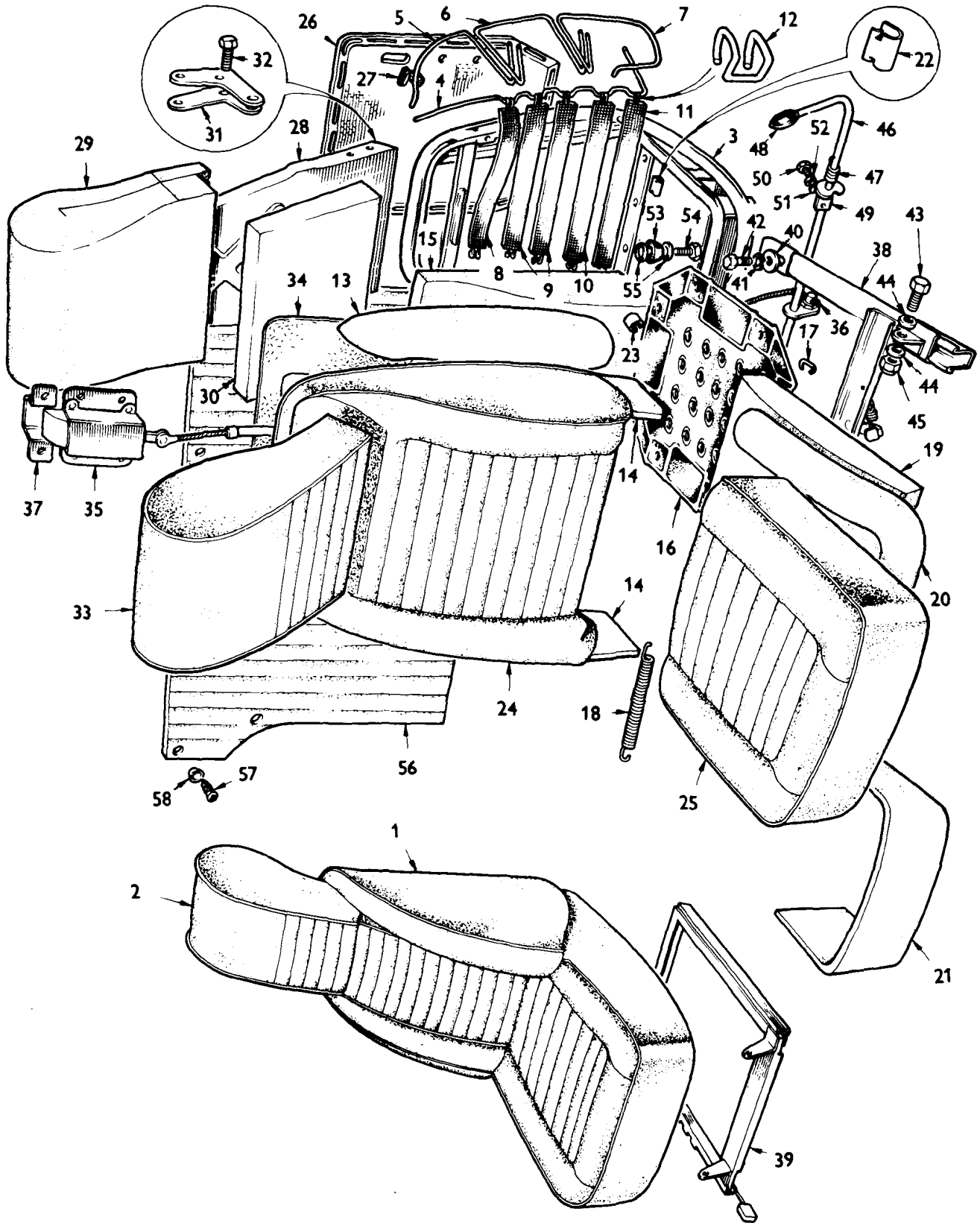


PLATE BZ

B1636

TR6

BODY AND FITTINGS

Plate No.	Part No.	Description	No. per Unit	Remarks
BZ1	910601	FRONT SEAT AND HEADREST ASSEMBLY WITH CUSHION, LEATHERCLOTH - Black - R.H.	1	U.S.A. markets only Fitted up to Body No. 50,000CC
BZ1	910602	FRONT SEAT AND HEADREST ASSEMBLY WITH CUSHION, LEATHERCLOTH - Matador Red - R.H.	1	
BZ1	910603	FRONT SEAT AND HEADREST ASSEMBLY WITH CUSHION, LEATHERCLOTH - Light Tan - R.H.	1	
BZ1	910607	FRONT SEAT AND HEADREST ASSEMBLY WITH CUSHION, LEATHERCLOTH - Shadow Blue - R.H.	1	
BZ1	910621	FRONT SEAT AND HEADREST ASSEMBLY WITH CUSHION, LEATHER - Black - R.H.	1	
BZ1	910622	FRONT SEAT AND HEADREST ASSEMBLY WITH CUSHION, LEATHER - Matador Red - R.H.	1	
BZ1	910623	FRONT SEAT AND HEADREST ASSEMBLY WITH CUSHION, LEATHER - Light Tan - R.H.	1	
BZ1	910627	FRONT SEAT AND HEADREST ASSEMBLY WITH CUSHION, LEATHER - Shadow Blue - R.H.	1	
	910591	FRONT SEAT AND HEADREST ASSEMBLY WITH CUSHION, LEATHERCLOTH - Black - L.H.	1	
	910592	FRONT SEAT AND HEADREST ASSEMBLY WITH CUSHION, LEATHERCLOTH - Matador Red - L.H.	1	
	910593	FRONT SEAT AND HEADREST ASSEMBLY WITH CUSHION, LEATHERCLOTH - Light Tan - L.H.	1	

Note:-Items marked thus † are available on our Factory Exchange Unit Scheme

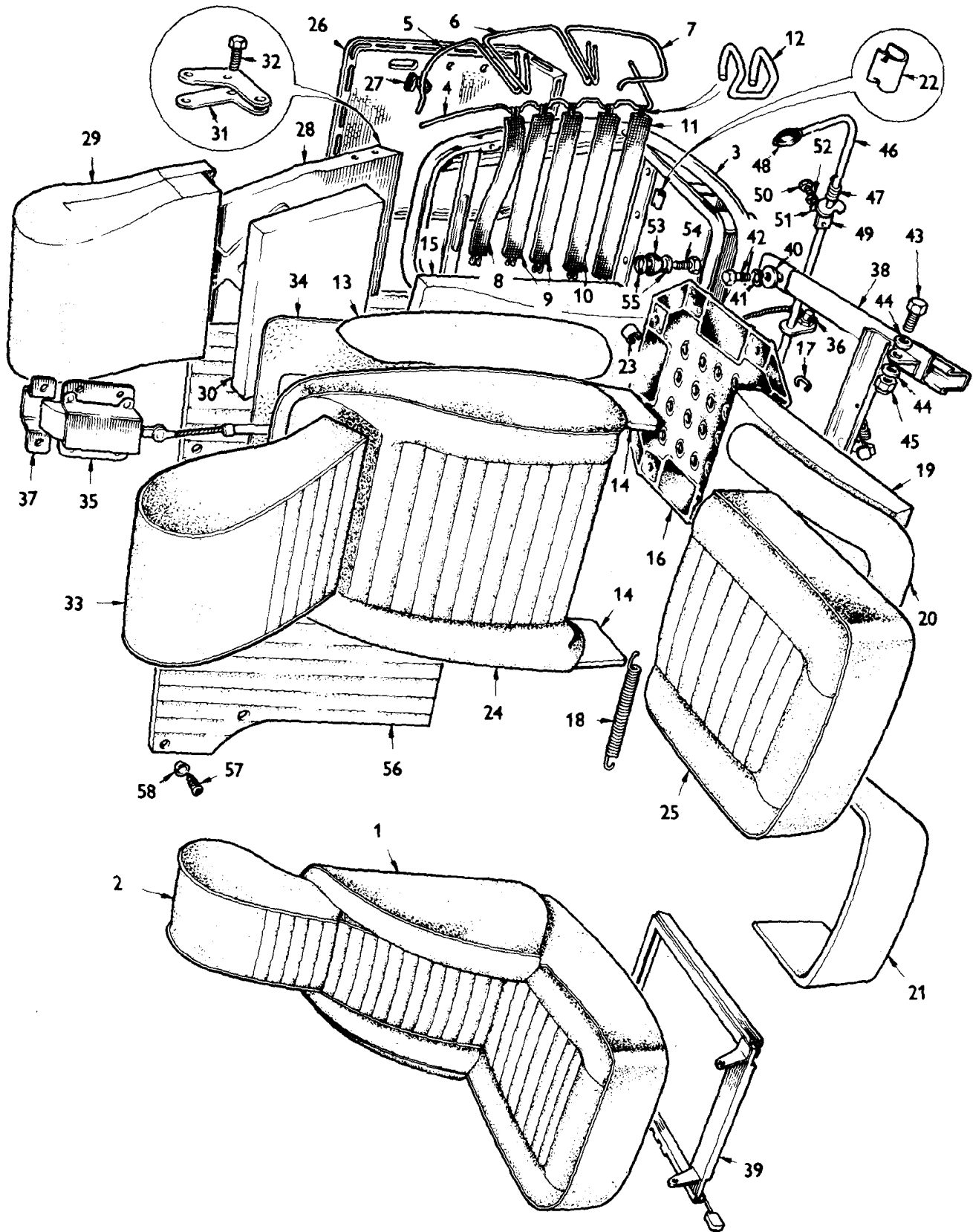


PLATE BZ

B1636

TR6

BODY AND FITTINGS

Plate No.	Part No.	Description	No. per unit	Remarks
	910597	FRONT SEAT AND HEADREST ASSEMBLY WITH CUSHION, LEATHERCLOTH - Shadow Blue - L.H.	1	} U.S.A. Markets only Fitted up to Body No. 50,000CC
	910611	FRONT SEAT AND HEADREST ASSEMBLY WITH CUSHION, LEATHER - Black - L.H.	1	
	910612	FRONT SEAT AND HEADREST ASSEMBLY WITH CUSHION, LEATHER - Matador Red - L.H.	1	
	910613	FRONT SEAT AND HEADREST ASSEMBLY WITH CUSHION, LEATHER - Light Tan - L.H.	1	
	910617	FRONT SEAT AND HEADREST ASSEMBLY WITH CUSHION, LEATHER - Shadow Blue - L.H.	1	
BZ2	910671	HEADREST ASSEMBLY COMPLETE, LEATHERCLOTH - Black	2	
BZ2	910672	HEADREST ASSEMBLY COMPLETE, LEATHERCLOTH - Matador Red	2	
BZ2	910673	HEADREST ASSEMBLY COMPLETE, LEATHERCLOTH - Light Tan	2	
BZ2	910677	HEADREST ASSEMBLY COMPLETE, LEATHERCLOTH - Shadow Blue	2	
BZ2	910681	HEADREST ASSEMBLY COMPLETE, LEATHER - Black	2	
BZ2	910682	HEADREST ASSEMBLY COMPLETE, LEATHER - Matador Red	2	
BZ2	910683	HEADREST ASSEMBLY COMPLETE, LEATHER - Light Tan	2	
BZ2	910687	HEADREST ASSEMBLY COMPLETE, LEATHER - Shadow Blue	2	

Note:-Items marked thus † are available on our Factory Exchange Unit Scheme

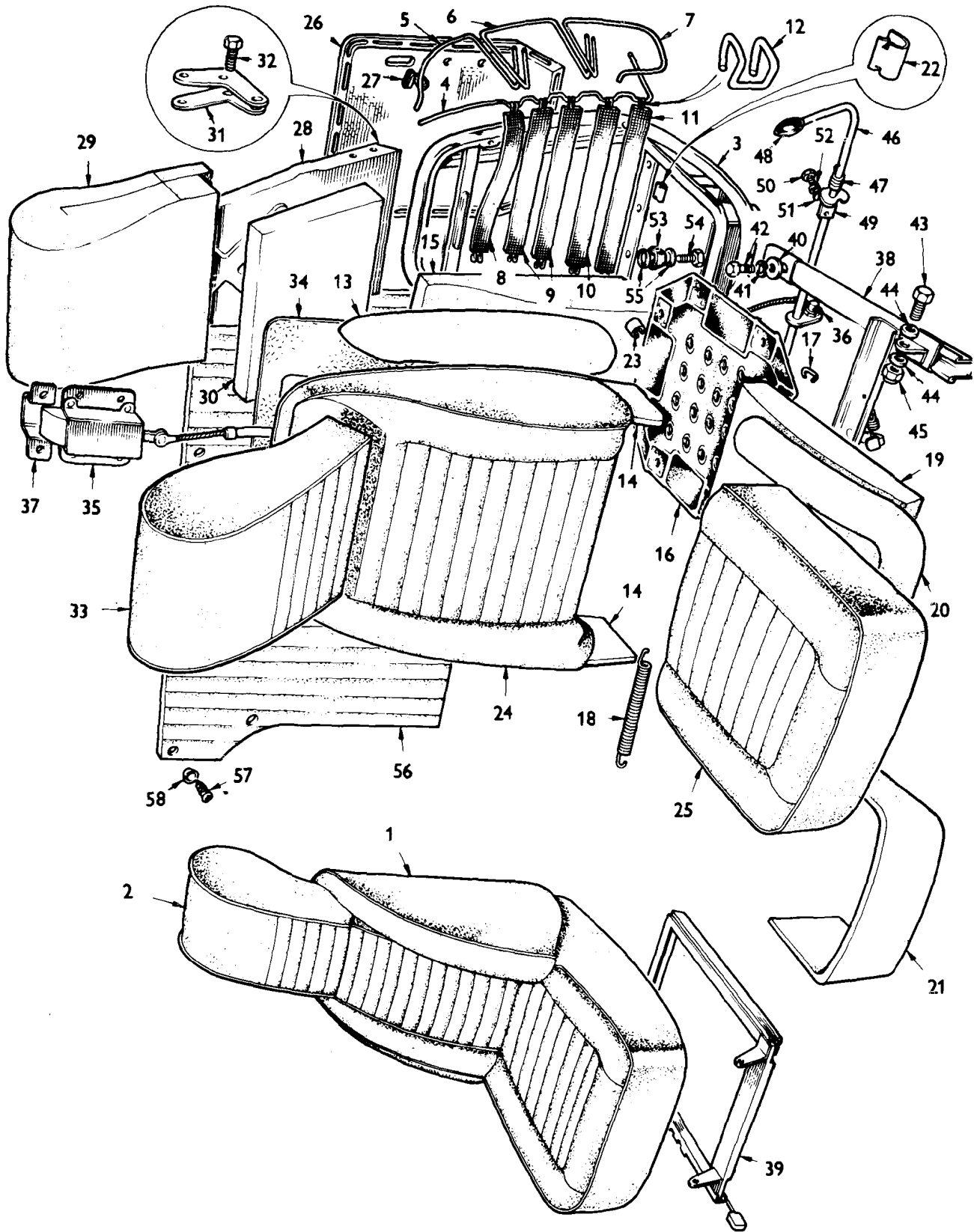


PLATE BZ

B1636

TR6

BODY AND FITTINGS

Plate No.	Part No.	Description	No. per Unit	Remarks
FRONT SEAT ASSEMBLY - continued				
BZ3	908625	FRAME assembly, front seat - R.H.	1	U.S.A. Markets only Fitted up to Body No. 50,000CC
	908624	FRAME assembly, front seat - L.H.	1	
	815509	WIRE, inner, seat squab support, outer - R.H.	1	
BZ4	815508	WIRE, inner, seat squab support, outer - L.H.	1	
	815666	WIRE, inner, seat squab support, inner - R.H.	1	
	815665	WIRE, inner, seat squab support, inner - L.H.	1	
	815507	WIRE, upper, seat squab support, outer - R.H.	1	
BZ5	815506	WIRE, upper, seat squab support, outer - L.H.	1	
	815664	WIRE, upper, seat squab support, inner - R.H.	1	
	815663	WIRE, upper, seat squab support, inner - L.H.	1	
	815686	WIRE, centre, seat squab support, outer - R.H.	1	
BZ6	815685	WIRE, centre, seat squab support, outer - L.H.	1	
	815653	WIRE, centre, seat squab support, inner - R.H.	1	
	815652	WIRE, centre, seat squab support, inner - L.H.	1	
BZ7	815687	WIRE, lower, seat squab support, outer - R.H.	1	
	815655	WIRE, lower, seat squab support, inner - R.H.	1	
	815654	WIRE, lower, seat squab support, inner - L.H.	1	
BZ8	621059	STRAP, rubber, front seat squab - 8.50 in. x 1.50 in.	2	
BZ9	621060	STRAP, rubber, front seat squab - 9.00 in. x 1.50 in.	4	
BZ10	621057	STRAP, rubber, front seat squab - 9.40 in. x 1.50 in.	2	

Note:- Items marked thus † are available on our Gactory Exchange Unit Scheme

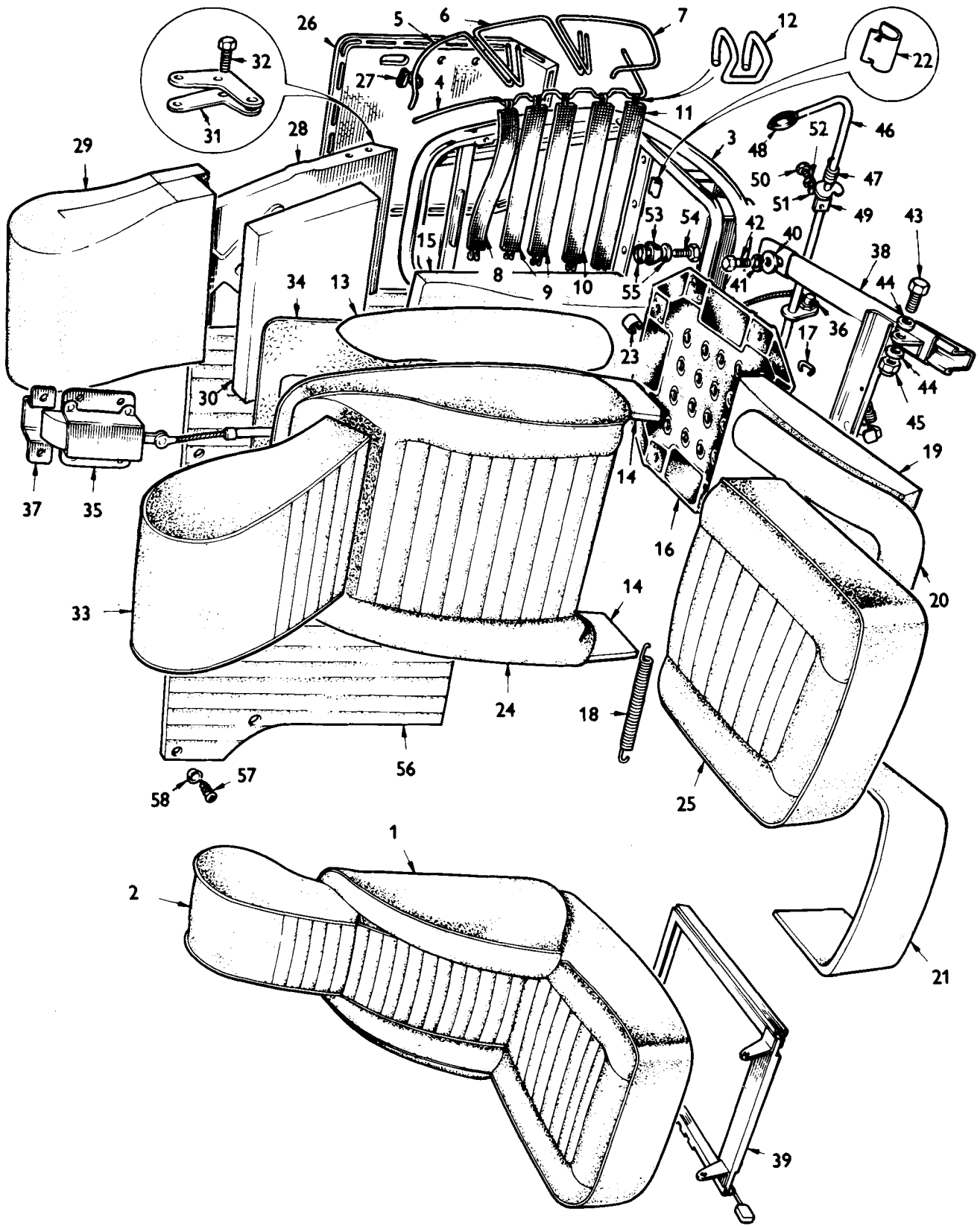


PLATE BZ

B1636

TR6

BODY AND FITTINGS

Plate No.	Part No.	Description	No. per Unit	Remarks
FRONT SEAT ASSEMBLY - continued				
BZ11	621056	STRAP, rubber, front seat squab - 10.00 in. x 1.50 in.	2	} U.S.A. Markets only Fitted up to Body No. 50,000CC only
BZ12	621340	HOOK, securing rubber straps	20	
	716638	PAD, squab roll, sides, front seat - R.H. - R.H. passengers seat	1	
	716637	PAD, squab roll, sides, front seat - L.H. - R.H. passengers seat	1	
	716639	PAD, hair, front seat squab, inner - R.H. passengers seat	2	
	910087	PAD, squab roll, top back - R.H. passengers seat	1	
BZ13	716999	PAD, squab roll, sides, front seat - R.H. - L.H. drivers seat	1	
	716998	PAD, squab roll, sides, front seat - L.H. - L.H. drivers seat	1	
BZ14	716639	PAD, hair, front seat squab, inner - L.H. drivers seat	2	
BZ15	717000	PAD, centre, squab	2	
	910086	PAD, roll, squab, top back - L.H. drivers seat	1	
	716560	PAD, border, squab side	4	
BZ16	612251	DIAPHRAGM assembly, cushion	2	
BZ17	612261	CLIP, diaphragm fixing	20	
BZ18	612273	SPRING, cushion tension	2	
BZ19	815518	PAD, seat cushion	2	
BZ20	814097	ROLL, edge, seat cushion	2	
BZ21	907473	PAD, cushion, border	2	
BZ22	608817	CLIP, trim	A/R	
BZ23	608862	CLIP, tubular	4	
	561785	RING, hog	A/R	
	716721	COVER assembly, front seat squab, leathercloth - Black - R.H.	1	
	716722	COVER assembly, front seat squab, leathercloth - Matador Red - R.H.	1	
	716723	COVER assembly, front seat squab, leathercloth - Light Tan - R.H.	1	
	716727	COVER assembly, front seat squab, leathercloth - Shadow Blue - R.H.	1	

Note:-Items marked thus † are available on our Factory Exchange Unit Scheme

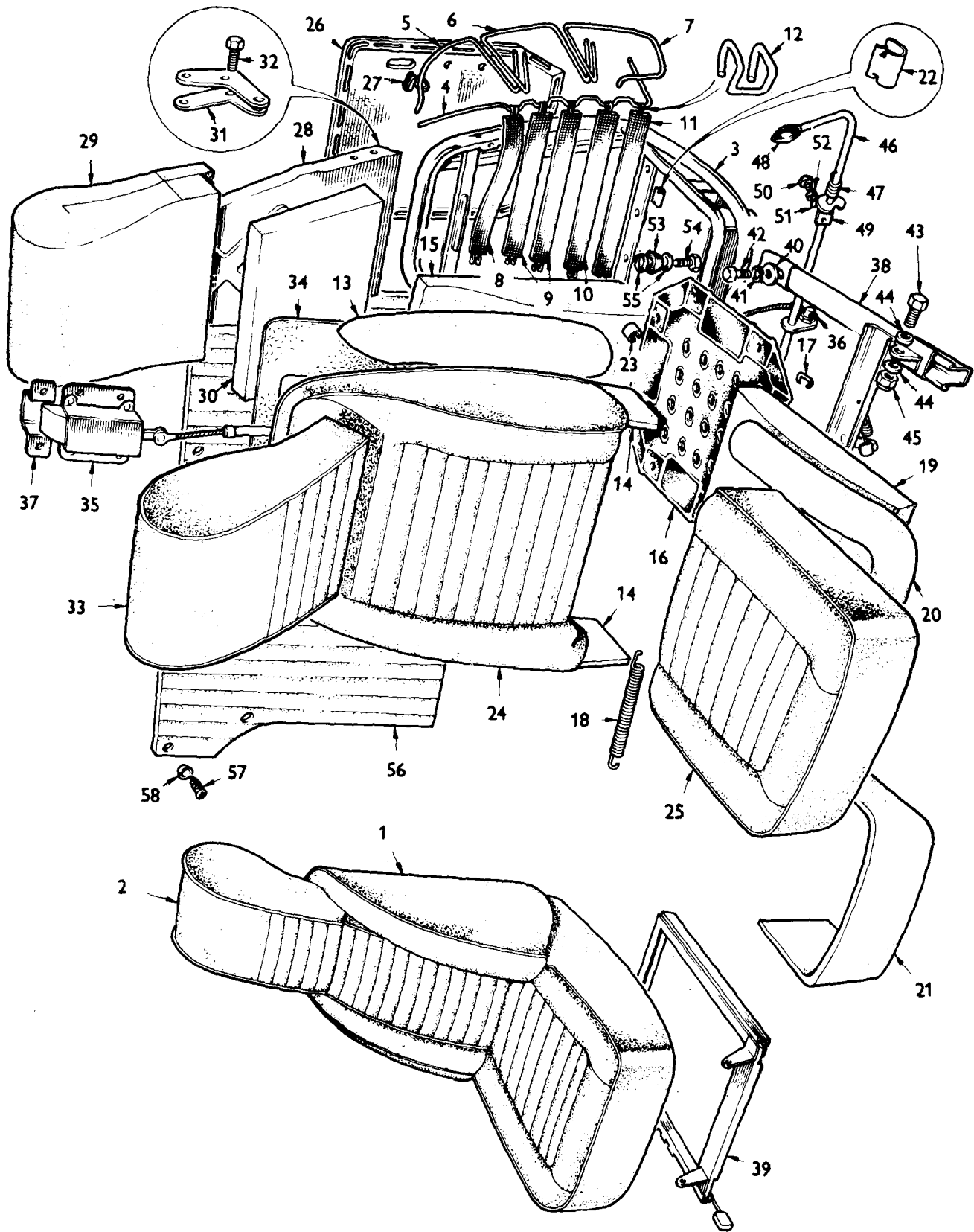


PLATE BZ

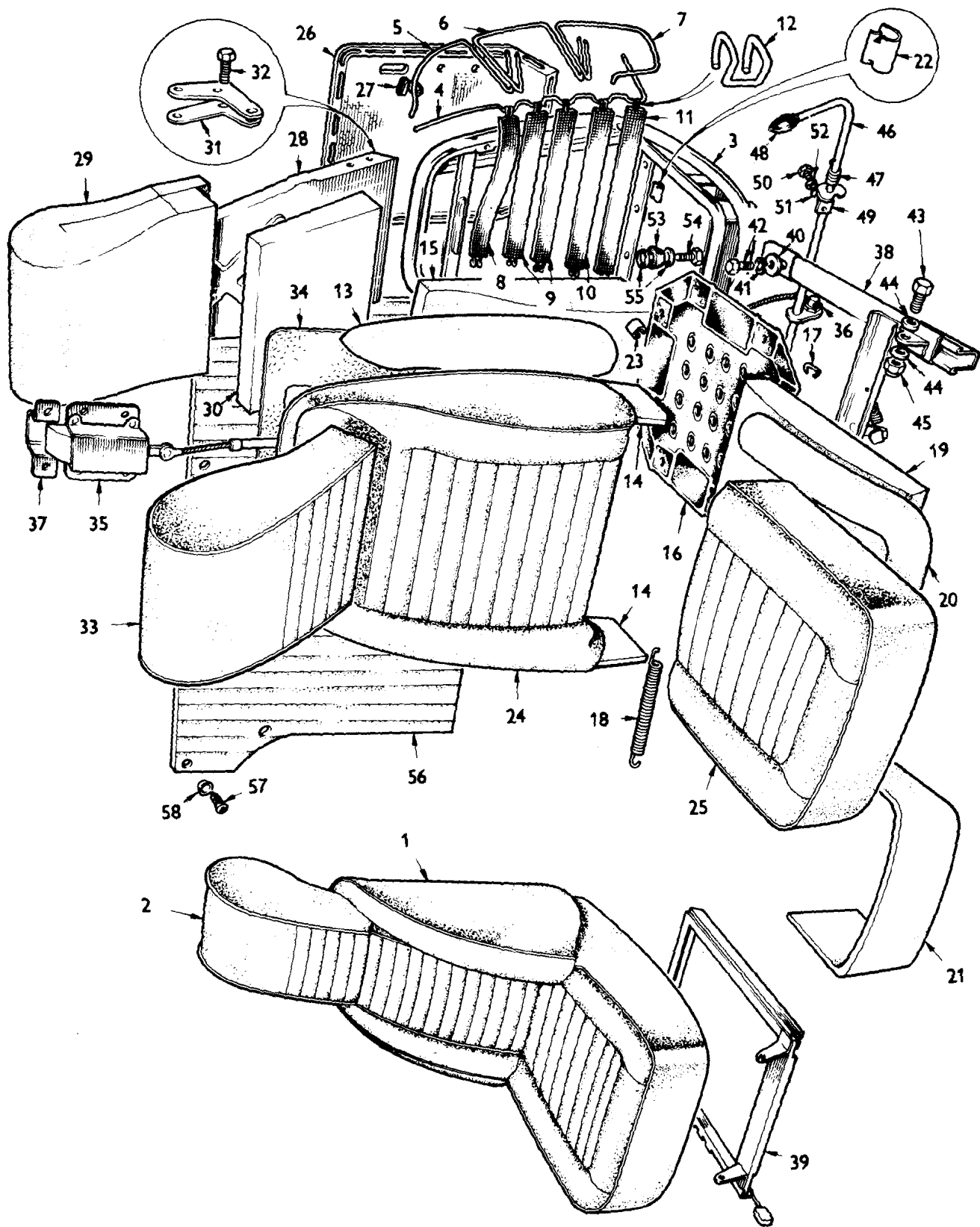
B1636

TR6

BODY AND FITTINGS

Plate No.	Part No.	Description	No. per Unit	Remarks
FRONT SEAT ASSEMBLY - continued				
	716741	COVER assembly, front seat squab, leather - Black - R.H.	1	} U.S.A. markets only Fitted up to Body No. 50,000CC only
	716742	COVER assembly, front seat squab, leather - Matador Red - R.H.	1	
	716743	COVER assembly, front seat squab, leather - Light Tan - R.H.	1	
	716747	COVER assembly, front seat squab, leather - Shadow Blue - R.H.	1	
BZ24	716711	COVER assembly, front seat squab, leathercloth - Black - L.H.	1	
BZ24	716712	COVER assembly, front seat squab, leathercloth - Matador Red - L.H.	1	
BZ24	716713	COVER assembly, front seat squab, leathercloth - Light Tan - L.H.	1	
BZ24	716717	COVER assembly, front seat squab, leathercloth - Shadow Blue - L.H.	1	
BZ24	716731	COVER assembly, front seat squab, leather - Black - L.H.	1	
BZ24	716732	COVER assembly, front seat squab, leather - Matador Red - L.H.	1	
BZ24	716733	COVER assembly, front seat squab, leather - Light Tan - L.H.	1	
BZ24	716737	COVER assembly, front seat squab, leather - Shadow Blue - L.H.	1	
BZ25	716541	COVER assembly, front seat cushion, leathercloth - Black	2	
BZ25	716542	COVER assembly, front seat cushion, leathercloth - Matador Red	2	
BZ25	716543	COVER assembly, front seat cushion, leathercloth - Light Tan	2	
BZ25	716547	COVER assembly, front seat cushion, leathercloth - Shadow Blue	2	
BZ25	716551	COVER assembly, front seat cushion, leather - Black	2	
BZ25	716552	COVER assembly, front seat cushion, leather - Matador Red	2	
BZ25	716553	COVER assembly, front seat cushion, leather - Light Tan	2	
BZ25	716557	COVER assembly, front seat cushion, leather - Shadow Blue	2	

Note:-Items marked thus † are available on our Factory Exchange Unit Scheme



B1636
TR6

BODY AND FITTINGS

Plate No.	Part No.	Description	No. per Unit	Remarks
FRONT SEAT ASSEMBLY - continued				
BZ26	816371	BACKBOARD assembly, front seat squab - Black - R.H.	1	U.S.A. markets only Fitted up to Body No. 50,000CC only
BZ26	816372	BACKBOARD assembly, front seat squab - Matador Red - R.H.	1	
BZ26	816373	BACKBOARD assembly, front seat squab - Light Tan - R.H.	1	
BZ26	816377	BACKBOARD assembly, front seat squab - Shadow Blue - R.H.	1	
BZ26	816361	BACKBOARD assembly, front seat squab - Black - L.H.	1	
BZ26	816362	BACKBOARD assembly, front seat squab - Matador Red - L.H.	1	
BZ26	816363	BACKBOARD assembly, front seat squab - Light Tan	1	
BZ26	816367	BACKBOARD assembly, front seat squab - Shadow Blue	1	
BZ27	613769	CLIP, trim, securing backboard to back rail	6	
HEADREST DETAILS				
BZ28	815713	FRAME ASSEMBLY COMPLETE, HEADREST FRONT SEAT	2	U.S.A. markets only Fitted up to Body No. 50,000CC only
BZ29	815770	PAD, head restraint - Upper	2	
BZ30	815771	PAD, head restraint - Lower	2	
BZ31	625649	HINGE assembly, headrest - L.H.	2	
	625650	HINGE assembly, headrest - R.H.	2	
BZ32	512625	SCREW, set, hinges to headrest frame and seat frame	16	
BZ33	716771	COVER assembly, front seat headrest, leathercloth - Black	2	
BZ33	716772	COVER assembly, front seat headrest, leathercloth - Matador Red	2	
BZ33	716773	COVER assembly, front seat headrest, leathercloth - Light Tan	2	
BZ33	716777	COVER assembly, front seat headrest, leathercloth - Shadow Blue	2	
BZ33	716781	COVER assembly, front seat headrest, leather - Black	2	

Note:- Items marked thus † are available on our Factory Exchange Unit Scheme

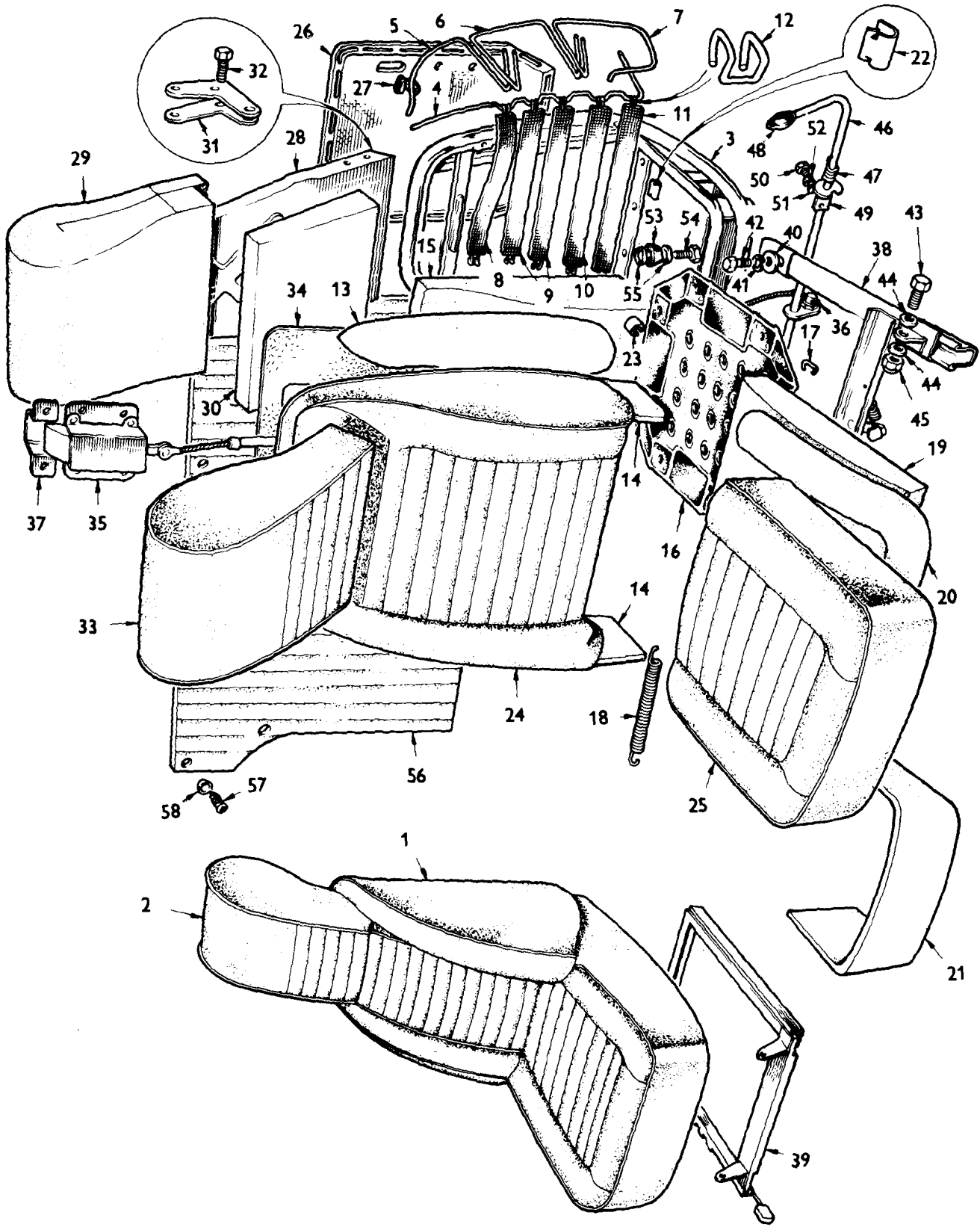


PLATE BZ

B1636

TR6

BODY AND FITTINGS

Plate NO.	Part No.	Description	No. per unit	Remarks
FRONT SEAT ASSEMBLY - continued				
BZ33	716782	COVER assembly, front seat headrest, leather - Matador Red	2	} U.S.A. Markets only Fitted up to Body No. 50,000CC only
BZ33	716783	COVER assembly, front seat headrest, leather - Light Tan	2	
BZ33	716787	COVER assembly, front seat headrest, leather - Shadow Blue	2	
	625686	FINISHER, cover, headrest	1	
	619615	WASHER, cup - Securing finishers	3	
	517819	SCREW, s/t - Securing finishers	3	
BZ34	717491	BOARD assembly, headrest - Black	2	
BZ34	717492	BOARD assembly, headrest - Matador Red	2	
BZ34	717493	BOARD assembly, headrest - Light Tan	2	
BZ34	717497	BOARD assembly, headrest - Shadow Blue	2	
BZ35	625631	LOCK AND CABLE ASSEMBLY (Headrest - Front Seat)	2	
	506731	SCREW, set - Lock assembly to headrest frame	4	
	505260	WASHER, lock - Lock assembly to headrest frame	4	
	625685	CLAMP, cable - Cable (Top) to headrest frame	2	
	506731	SCREW, set - Cable (Top) to headrest frame	2	
	516535	WASHER, plain - Cable (Top) to headrest frame	2	
	505260	WASHER, lock - Cable (Top) to headrest frame	2	
	611768	CLIP, cable, (Bottom) to headrest frame	2	
BZ36	609123	TRUNNION - Inner cable to front seat frame control rod	2	
	517675	SCREW, set - Inner cable to front seat frame control rod	2	
	517139	WASHER, plain - Inner cable to front seat frame control rod	2	

Note:-Items marked thus † are available on our Factory Exchange Unit Scheme

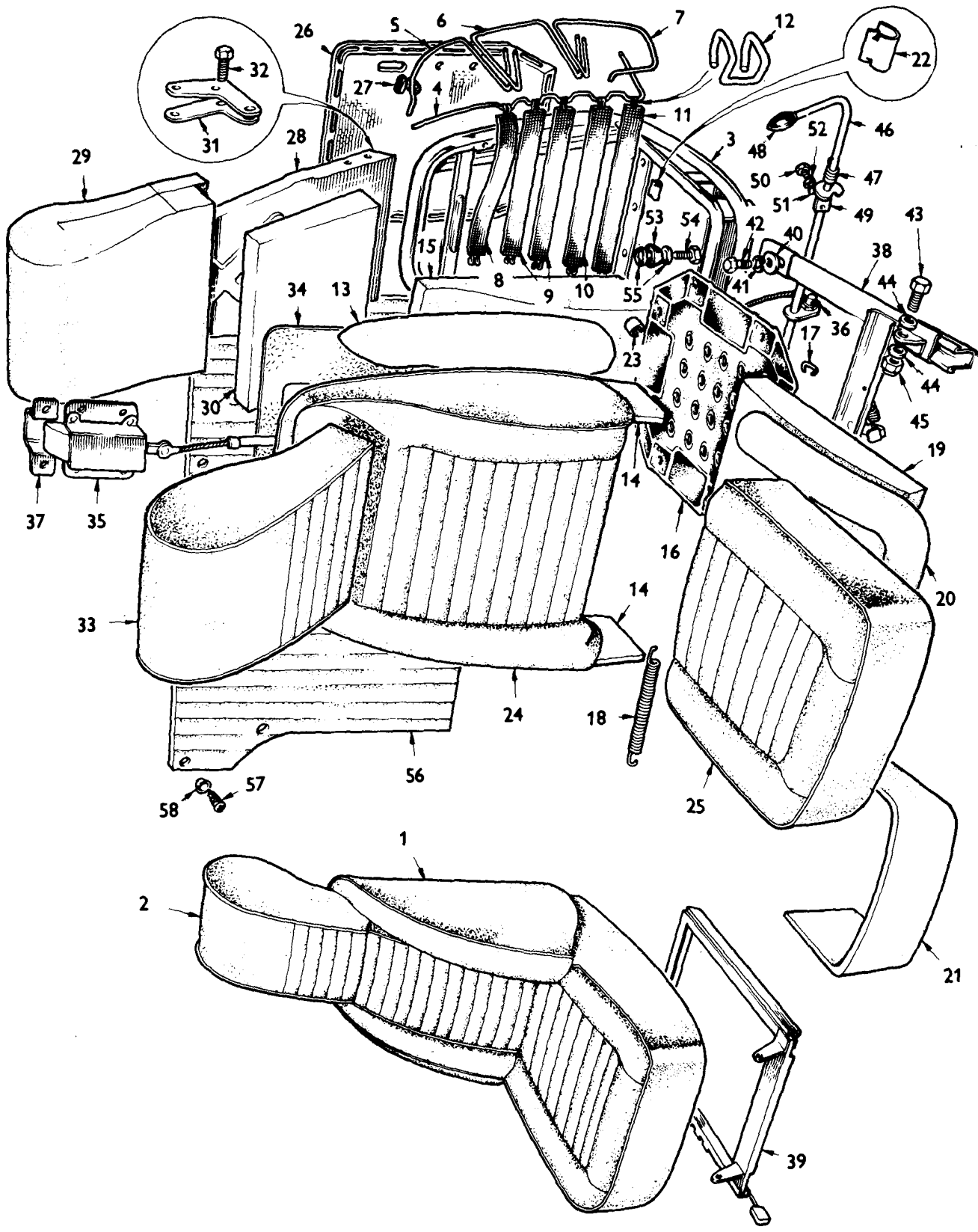


PLATE BZ

B1636

TR6

BODY AND FITTINGS

Plate No.	Part No.	Description	No. per unit	Remarks
		FRONT SEAT ASSEMBLY - continued		
		HEADREST DETAILS - continued		
BZ37	517676	WASHER, lock - Inner cable to front seat frame control rod	2	U.S.A. Markets only. Fitted up to Body No. 50,000CC only
	625655	BRACKET, catch, headrest lock	2	
	509194	SCREW, set - Catch bracket to headrest	4	
	509354	WASHER, lock - Catch bracket to headrest	4	
		SEAT SLIDES		
BZ38	812237	SEAT SLIDE ASSEMBLY - L.H.	1	All markets Fitted up to Body No. CF1 and CR1
	821137	SEAT SLIDE ASSEMBLY - L.H.	1	
BZ39	812239	SEAT SLIDE ASSEMBLY - R.H.	1	
BZ40	516555	WASHER, plain - Catch plate to seat slide	4	
BZ41	510506	WASHER, lock - Catch plate to seat slide	4	
BZ42	502449	SCREW, set - Catch plate to seat slide	4	
	HU0708	SCREW, set - Seat slides to floor	8	
	WP0007	WASHER, plain - Seat slides to floor	8	
	WM0067	WASHER, plain, rear of seat slides	4	
BZ43	HU0806	SCREW, set - Seat slides to seat	4	
BZ44	WP0133	WASHER, plain - Seat slides to seat	8	
BZ45	YN2908	NUT, nyloc - Seat slides to seat	4	
	716816	CONTROL ROD assembly, safety catch, front seats - R.H.	1	
BZ46	716815	CONTROL ROD assembly, safety catch, front seats - L.H.	1	
	621982	SPRING, safety catch, front seat - R.H.	2	U.S.A. markets only
BZ47	621981	SPRING, safety catch, front seat - L.H.	2	
BZ48	621458	KNOB, safety catch, control rod	2	
	621776	CLIP, securing knob to rod	2	
BZ49	621960	PIVOT, bracket assembly, safety catch	4	
	503661	WASHER, plain, between safety catch and pivot bracket	4	

Note:- Items marked thus † are available on our Factory Exchange Unit Scheme

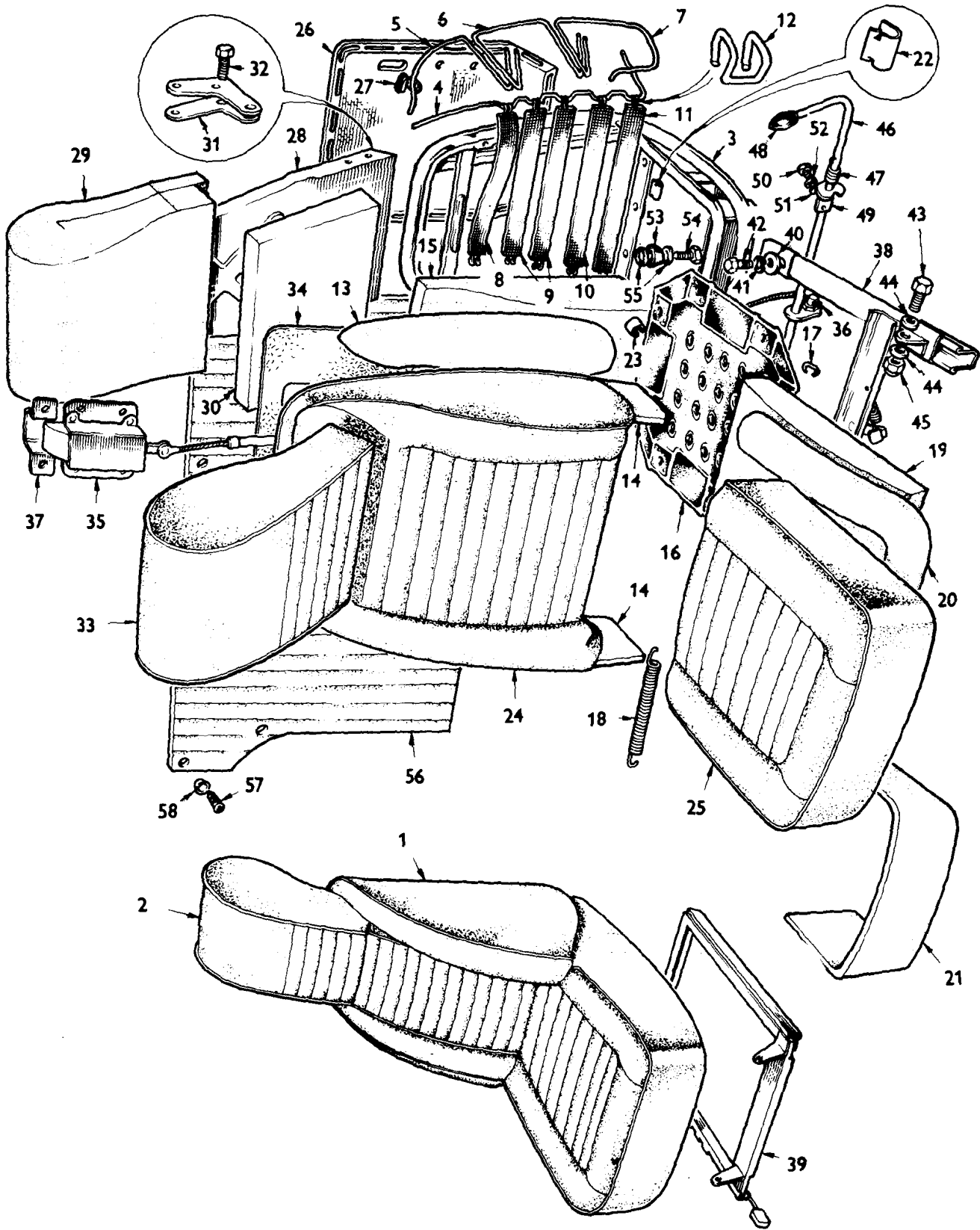


PLATE BZ

B1636

TR6

BODY AND FITTINGS

Plate No.	Part No.	Description	No. per Unit	Remarks
SEAT SLIDES - continued				
BZ50	506731	SCREW, set - Pivot brackets to frame	8	} Fitted up to Body No. CF1 and CR1
BZ51	505307	WASHER, lock - Pivot brackets to frame	8	
BZ52	508875	WASHER, plain - Pivot brackets to frame	8	
BZ53	621515	BUFFER, rubber, front seat attachment	4	
BZ54	509141	SCREW, set - Buffer to seat frame	4	
BZ55	503923	WASHER, plain - Buffer to seat frame	4	
BZ56	813051	REAR TRIM BOARD COMPLETE - Black	1	} U.S.A. markets only Fitted up to Body No. 50,000CC
BZ56	816192	REAR TRIM BOARD COMPLETE - Matador Red	1	
BZ56	813053	REAR TRIM BOARD COMPLETE - Light Tan	1	
BZ56	813057	REAR TRIM BOARD COMPLETE - Shadow Blue	1	
	819731	REAR TRIM BOARD COMPLETE - Black	1	} U.S.A. markets only Fitted from Body No. 50,001CC up to Body No. CF1 and CR1
	819732	REAR TRIM BOARD COMPLETE - Matador Red	1	
	576653	REAR TRIM BOARD COMPLETE - Light Tan	1	
	819733	REAR TRIM BOARD COMPLETE - New Tan	1	
	819737	REAR TRIM BOARD COMPLETE - Shadow Blue	1	
	813058	REAR TRIM BOARD COMPLETE - Grey	1	} Fitted up to Body No. CF1 and CR1
BZ57	517819	SCREW, s/t - Securing rear trim board	11	
BZ58	CD24152	WASHER, cup - Securing rear trim board	11	

Note :- Items marked thus † are available on our Factory Exchange Unit Scheme

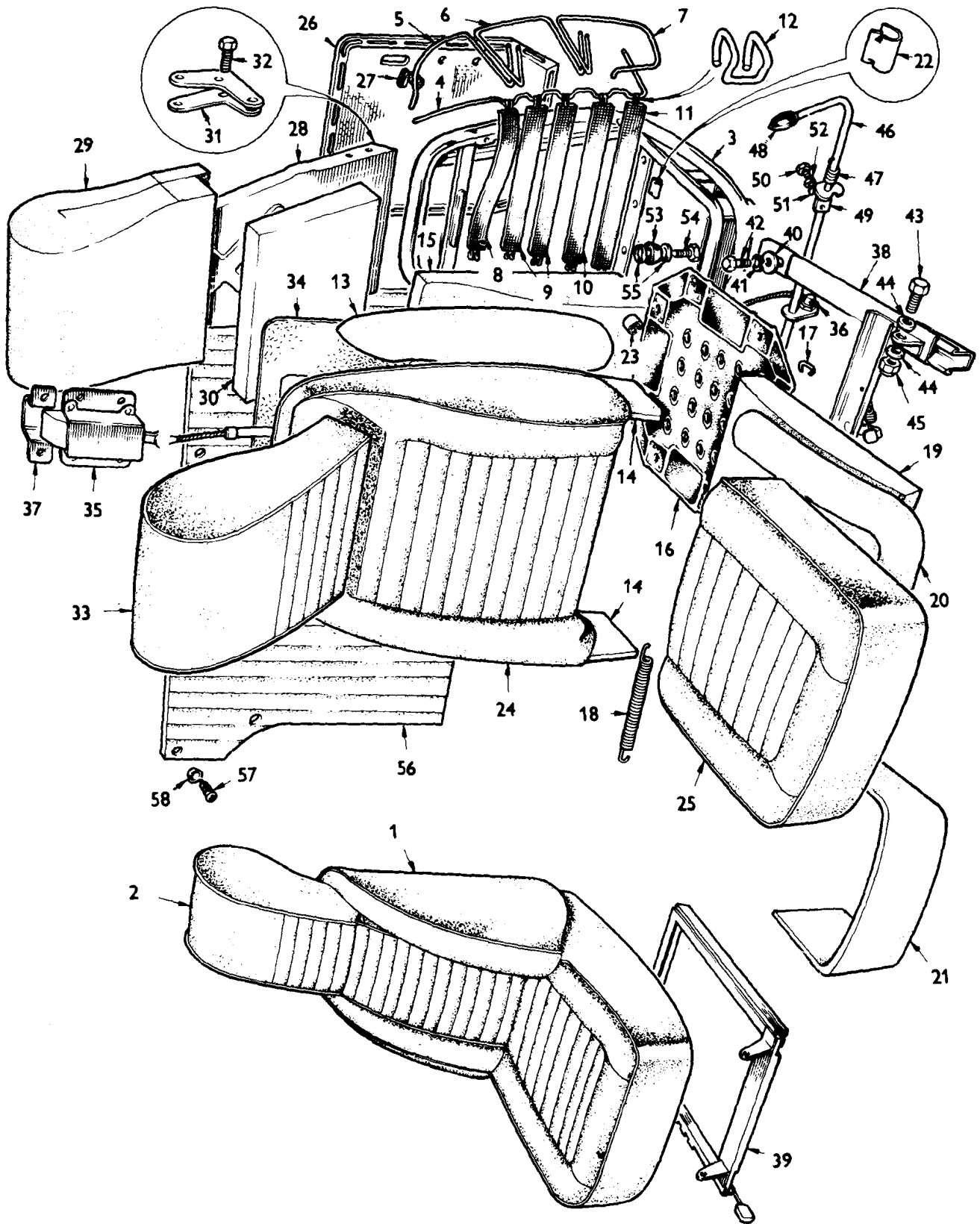


PLATE BZ

B1636

TR6

BODY AND FITTINGS

Plate No.	Part No.	Description	No. per Unit	Remarks
	912201	FRONT SEAT AND HEADREST ASSEMBLY WITH CUSHION, LEATHERCLOTH - Black - R.H.	1	U.S.A., Japan, and Australia type markets only, From Body No. 50,001CC up to 75000CC
	912202	FRONT SEAT AND HEADREST ASSEMBLY WITH CUSHION, LEATHERCLOTH - Matador Red - R.H.	1	
	576631	FRONT SEAT AND HEADREST ASSEMBLY WITH CUSHION, LEATHERCLOTH - Light Tan - R.H.	1	
	912203	FRONT SEAT AND HEADREST ASSEMBLY WITH CUSHION, LEATHERCLOTH - New Tan - R.H.	1	
	912207	FRONT SEAT AND HEADREST ASSEMBLY WITH CUSHION, LEATHERCLOTH - Shadow Blue - R.H.	1	
	912208	FRONT SEAT AND HEADREST ASSEMBLY WITH CUSHION, LEATHERCLOTH - Grey - R.H.	1	
	912221	FRONT SEAT AND HEADREST ASSEMBLY WITH CUSHION, LEATHER - Black - R.H.	1	
	912222	FRONT SEAT AND HEADREST ASSEMBLY WITH CUSHION, LEATHER - Matador Red - R.H.	1	
	576632	FRONT SEAT AND HEADREST ASSEMBLY WITH CUSHION, LEATHER - LIGHT TAN - R.H.	1	
	912223	FRONT SEAT AND HEADREST ASSEMBLY WITH CUSHION, LEATHER - New Tan - R.H.	1	
	912227	FRONT SEAT AND HEADREST ASSEMBLY WITH CUSHION, LEATHER - Shadow Blue - R.H.	1	
	912228	FRONT SEAT AND HEADREST ASSEMBLY WITH CUSHION, LEATHER - Grey R.H.	1	

Note:- Items marked thus † are available on our Factory Exchange Unit Scheme

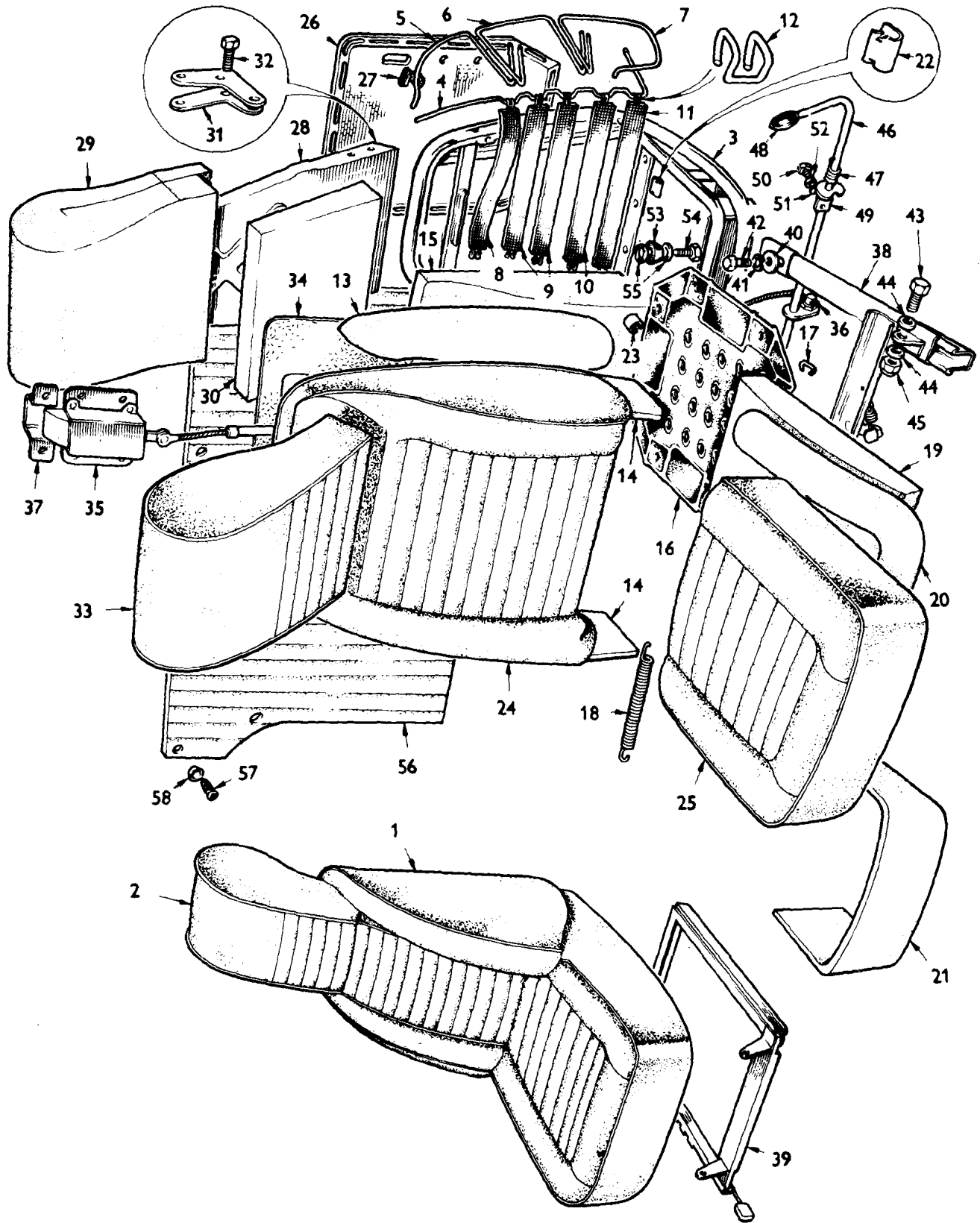


PLATE BZ

B1636

TR6

BODY AND FITTINGS

Plate No.	Part No.	Description	No. per unit	Remarks
	917421	FRONT SEAT AND HEADREST ASSEMBLY WITH CUSHION - LEATHERCLOTH BLACK - R.H.	1	} Fitted from Body No. No 75001CC. U.S.A. type markets up to Body No.CF1 and CR1
	917422	FRONT SEAT AND HEADREST ASSEMBLY WITH CUSHION - LEATHERCLOTH MATADOR RED - R.H.	1	
	917423	FRONT SEAT AND HEADREST ASSEMBLY WITH CUSHION, LEATHERCLOTH NEW TAN - R.H.	1	
	917427	FRONT SEAT AND HEADREST ASSEMBLY WITH CUSHION - LEATHERCLOTH SHADOW BLUE - R.H.	1	
	917428	FRONT SEAT AND HEADREST ASSEMBLY WITH CUSHION - LEATHERCLOTH GREY - R.H.	1	
	917431	FRONT SEAT AND HEADREST ASSEMBLY WITH CUSHION - LEATHER BLACK - R.H.	1	
	917432	FRONT SEAT AND HEADREST ASSEMBLY WITH CUSHION - LEATHER MATADOR RED - R.H.	1	
	917433	FRONT SEAT AND HEADREST ASSEMBLY WITH CUSHION - LEATHER NEW TAN - R.H.	1	
	917437	FRONT SEAT AND HEADREST ASSEMBLY WITH CUSHION - LEATHER SHADOW BLUE - R.H.	1	
	917438	FRONT SEAT AND HEADREST ASSEMBLY WITH CUSHION - LEATHER GREY - R.H.	1	

Note:- Items marked thus † are available on our Factory Exchange Unit Scheme

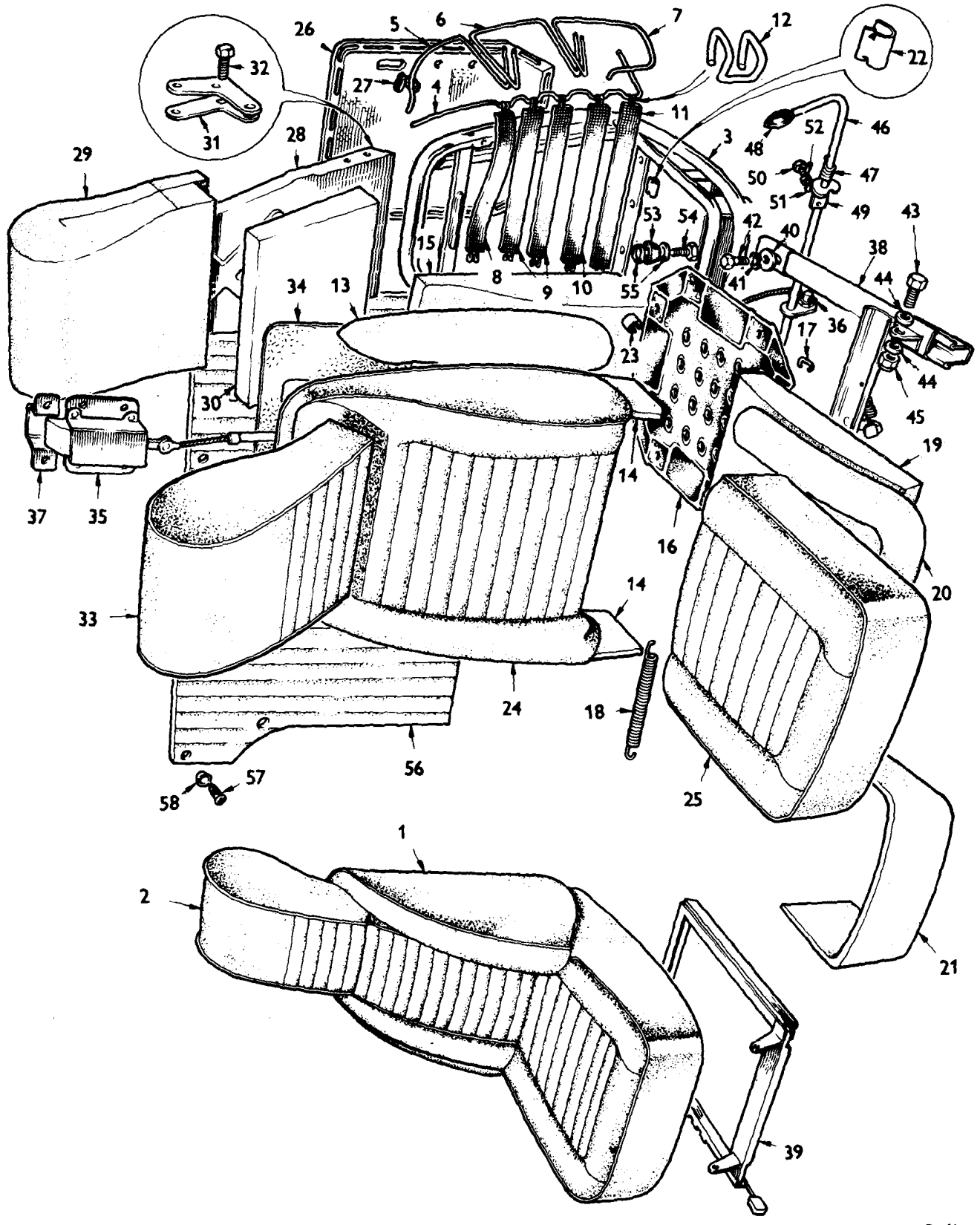


PLATE BZ

B1636
TR6

BODY AND FITTINGS

Plate No.	Part No.	Description	No. Per Unit	Remarks
	912191	FRONT SEAT AND HEADREST ASSEMBLY WITH CUSHION, LEATHERCLOTH - Black - L.H.	1	U.S.A., Japan and Australia markets only Fitted from Body No. 50,001CC up to Body No. CF1 and CR1
	912192	FRONT SEAT AND HEADREST ASSEMBLY WITH CUSHION, LEATHERCLOTH - Matador Red - L.H.	1	
	576629	FRONT SEAT AND HEADREST ASSEMBLY WITH CUSHION, LEATHERCLOTH - Light Tan - L.H.	1	
	912193	FRONT SEAT AND HEADREST ASSEMBLY WITH CUSHION, LEATHERCLOTH - New Tan - L.H.	1	
	912197	FRONT SEAT AND HEADREST ASSEMBLY WITH CUSHION, LEATHERCLOTH - Shadow Blue - L.H.	1	
	912198	FRONT SEAT AND HEADREST ASSEMBLY WITH CUSHION, LEATHERCLOTH - Grey - L.H.	1	
	912211	FRONT SEAT AND HEADREST ASSEMBLY WITH CUSHION, LEATHER - Black - L.H.	1	
	912212	FRONT SEAT AND HEADREST ASSEMBLY WITH CUSHION, LEATHER - Matador Red - L.H.	1	
	576630	FRONT SEAT AND HEADREST ASSEMBLY WITH CUSHION, LEATHER - Light Tan - L.H.	1	
	912213	FRONT SEAT AND HEADREST ASSEMBLY WITH CUSHION, LEATHER - New Tan - L.H.	1	
	912217	FRONT SEAT AND HEADREST ASSEMBLY WITH CUSHION, LEATHER - Shadow Blue - L.H.	1	

Note:- Items marked thus † are available on our Factory Exchange Unit Scheme

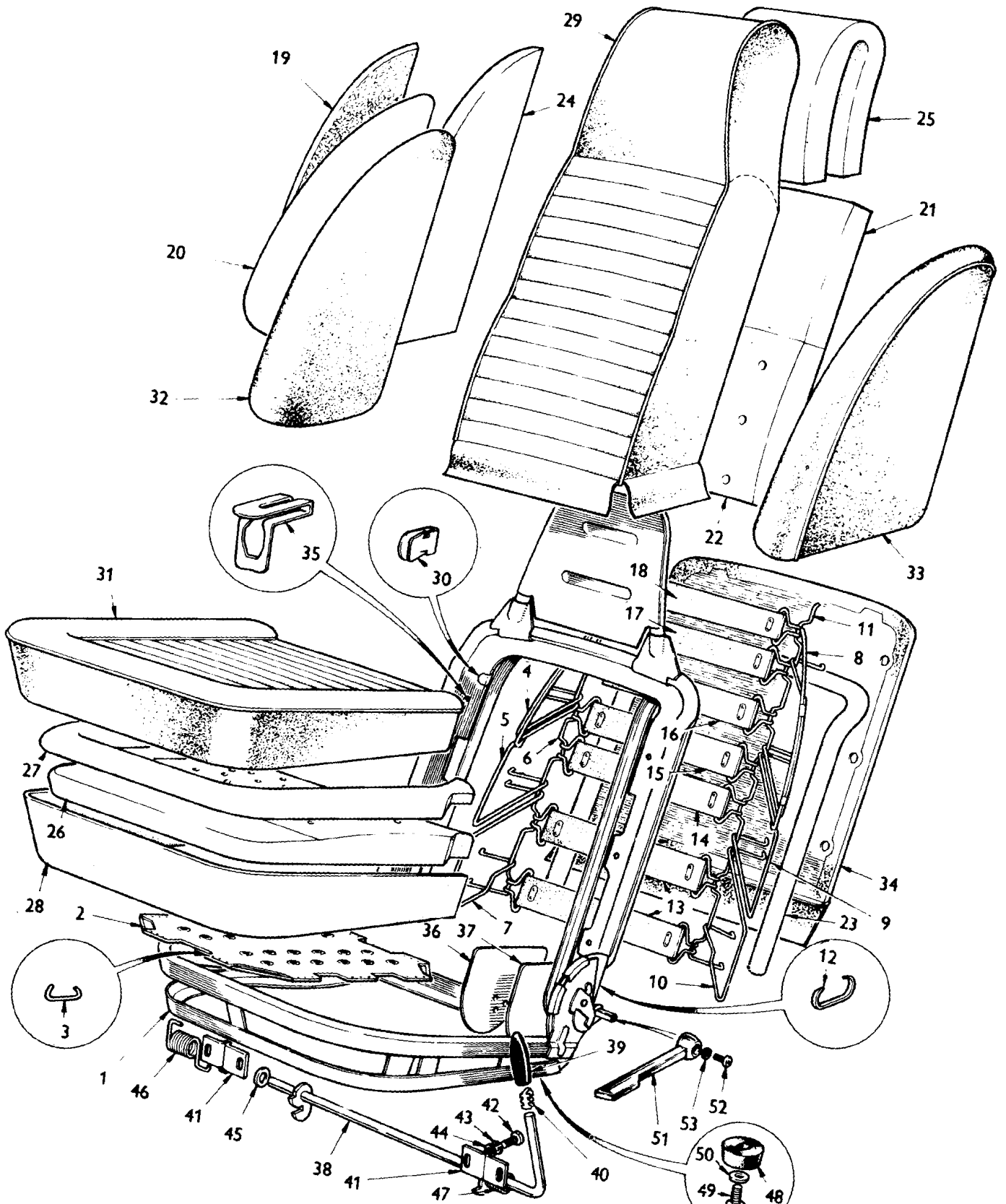


PLATE BZA

BODY AND FITTINGS

Plate No.	Part No.	Description	No. per Unit	Remarks
	912218	FRONT SEAT AND HEADREST ASSEMBLY WITH CUSHION, LEATHER - Grey L.H.	1	Fitted up to Body No. CF1 and CR1
BZA1	911569	FRAME assembly - R.H. front seat	1	
	911568	FRAME assembly - L.H. front seat	1	
	576162	TORSION BAR, front - R.H. seat	1	
	576161	TORSION BAR, front - L.H. seat	1	
BZA2	566592	DIAPHRAGM, front seat - R.H. & L.H. seat	2	
	158534	SWITCH, sensor - fitted on diaphragm	1	
	RB5208	RIVET, securing sensor switch	2	
	WP0109	WASHER, plain, securing sensor switch	2	
BZA3	612261	CLIP, securing, diaphragm front seat - R.H. and L.H. seat	20	
	815684	WIRE, upper assembly, seat squab support, outer - R.H.	1	Fitted from Body No. No. 75001CC up to Body No. CF1 and CR1
BZA4	815683	WIRE, upper assembly, seat squab support, outer - L.H.	1	
	815686	WIRE, centre, seat squab support, outer - R.H.	1	
BZA5	815685	WIRE, centre, seat squab support, outer - L.H.	1	
	816080	WIRE, inner, seat squab support, outer - R.H.	1	
BZA6	816079	WIRE, inner, seat squab support, outer L.H.	1	
	816078	WIRE, lower, seat squab support, outer R.H.	1	
BZA7	816077	WIRE, lower, seat squab support, outer - L.H.	1	
	815651	WIRE, upper assembly, seat squab support, inner - R.H.	1	
BZA8	815650	WIRE, upper assembly, seat squab support, inner - L.H.	1	
	815653	WIRE, centre, seat squab support, inner - R.H.	1	U.S.A., Japan and Australia markets only Fitted from Body No. 50001CC up to Body No. CF1 and CR1
BZA9	815652	WIRE, centre, seat squab support, inner - L.H.	1	
	816071	WIRE, lower, seat squab support, inner - R.H.	1	
BZA10	816070	WIRE, lower, seat squab support, inner - L.H.	1	
	816073	WIRE, inner, seat squab support, inner - R.H.	1	

Note:- Items marked thus † are available on our Factory Exchange Unit Scheme

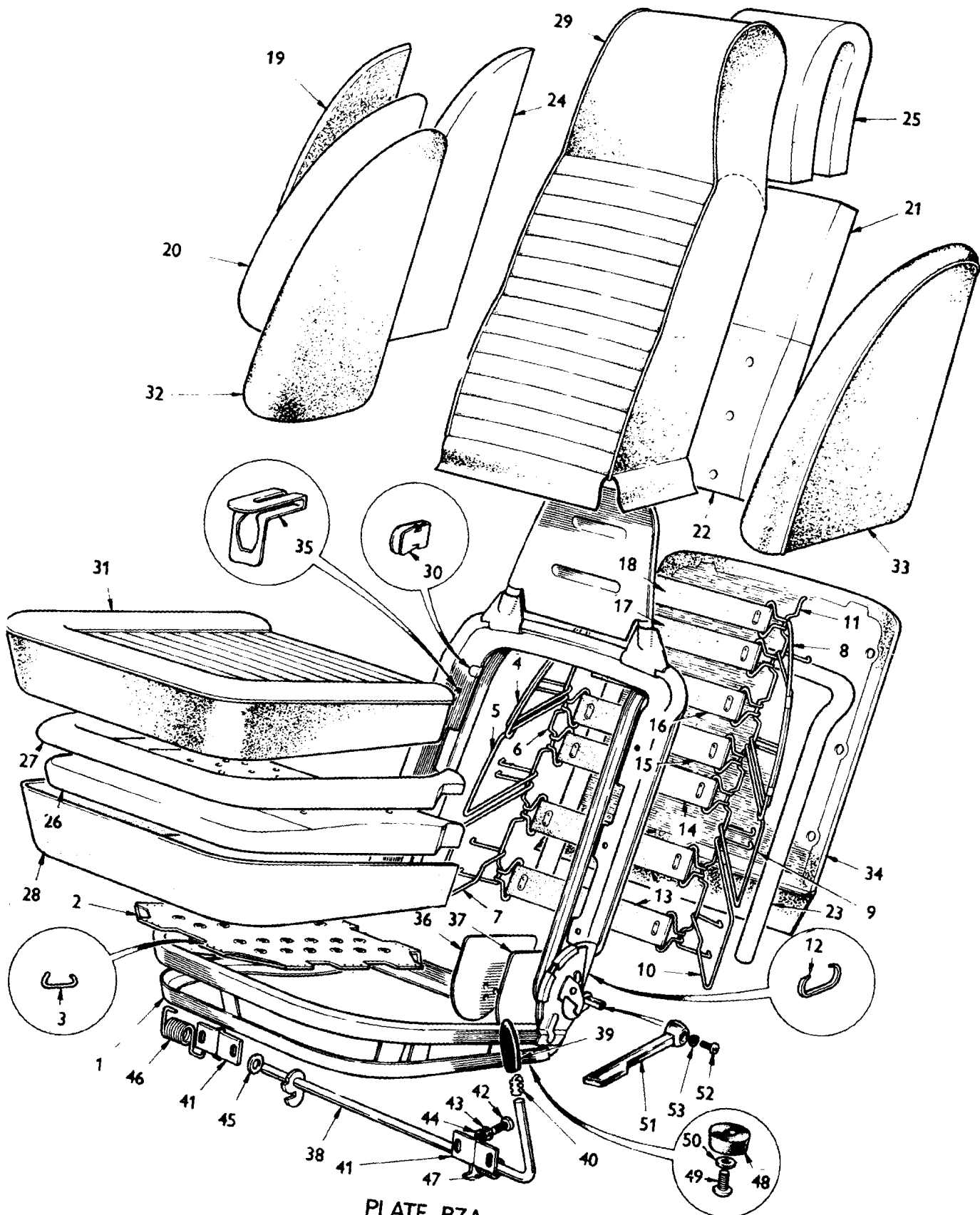


PLATE BZA

BODY AND FITTINGS

Plate No.	Part No.	Description	No. per unit	Remarks	
BZA11	816072	WIRE, inner, seat squab support, inner - L.H.	1	U.S.A., Japan, and Australia type markets only. Fitted from Body No. 50001CC up to Body No. CF1 and CR1	
BZA12	561785	RING, hog, hessian to support wire, inner - R.H. and L.H. seat	40		
BZA13	816756	STRAP, rubber, front seat squab, 11.19 in. long - L.H. and R.H. seat	4		
BZA14	816755	STRAP, rubber, front seat squab, 10.74 in. long - L.H. and R.H. seat	2		
BZA15	816757	STRAP, rubber, front seat squab, 10.57 in. long - L.H. and R.H. seat	2		
BZA16	816758	STRAP, rubber, front seat squab, 10.24 in. long - L.H. and R.H. seat	2		
BZA17	816759	STRAP, rubber, front seat squab, 9.94 in. long - L.H. and R.H. seat	2		
BZA18	816760	STRAP, rubber, front seat squab, 9.57 in. long - L.H. and R.H. seat	2		
BZA19	716639	PAD, rubberised, hair - Support wires - L.H. and R.H. seat	4		
BZA20	720121	PAD, squab roll, front seat - R.H. - L.H. and R.H. seat	2		
	720120	PAD, squab roll, front seat - L.H. - L.H. and R.H. seat	2		
	818295	PAD, squab, upper - R.H. seat	1		
BZA21	818294	PAD, squab, upper - L.H. seat	1		
	818297	PAD, squab, lower - R.H. seat	1		
BZA22	818296	PAD, squab, lower - L.H. seat	1		
	818312	ROLL, back squab, front seat - R.H. seat	1		
BZA23	818311	ROLL, back squab, front seat - L.H. seat	1		
BZA24	716560	PAD, border, side squab, front seat - L.H. and R.H. seat	4		
BZA25	816064	PAD, assembly, head restraint, front seat - L.H. and R.H. seat	2		
BZA26	818247	PAD, cushion, front seat - L.H.	1		Fitted up to
	818247	PAD, cushion, front seat - R.H.	1		Fitted up to Body No. 75000CC
	821147	PAD, cushion, front seat R.H.	1		Fitted from Body No. 75001CC up to Body No. CF1 and CR1
BZA27	818246	ROLL, cushion, front seat - L.H. and R.H. seat	2		Fitted up to Body No. CF1 and CR1
BZA28	907473	PAD, foam cushion, border, front seat - L.H. and R.H. seat	2		

Note:- Items marked thus † are available on our Factory Exchange Unit Scheme

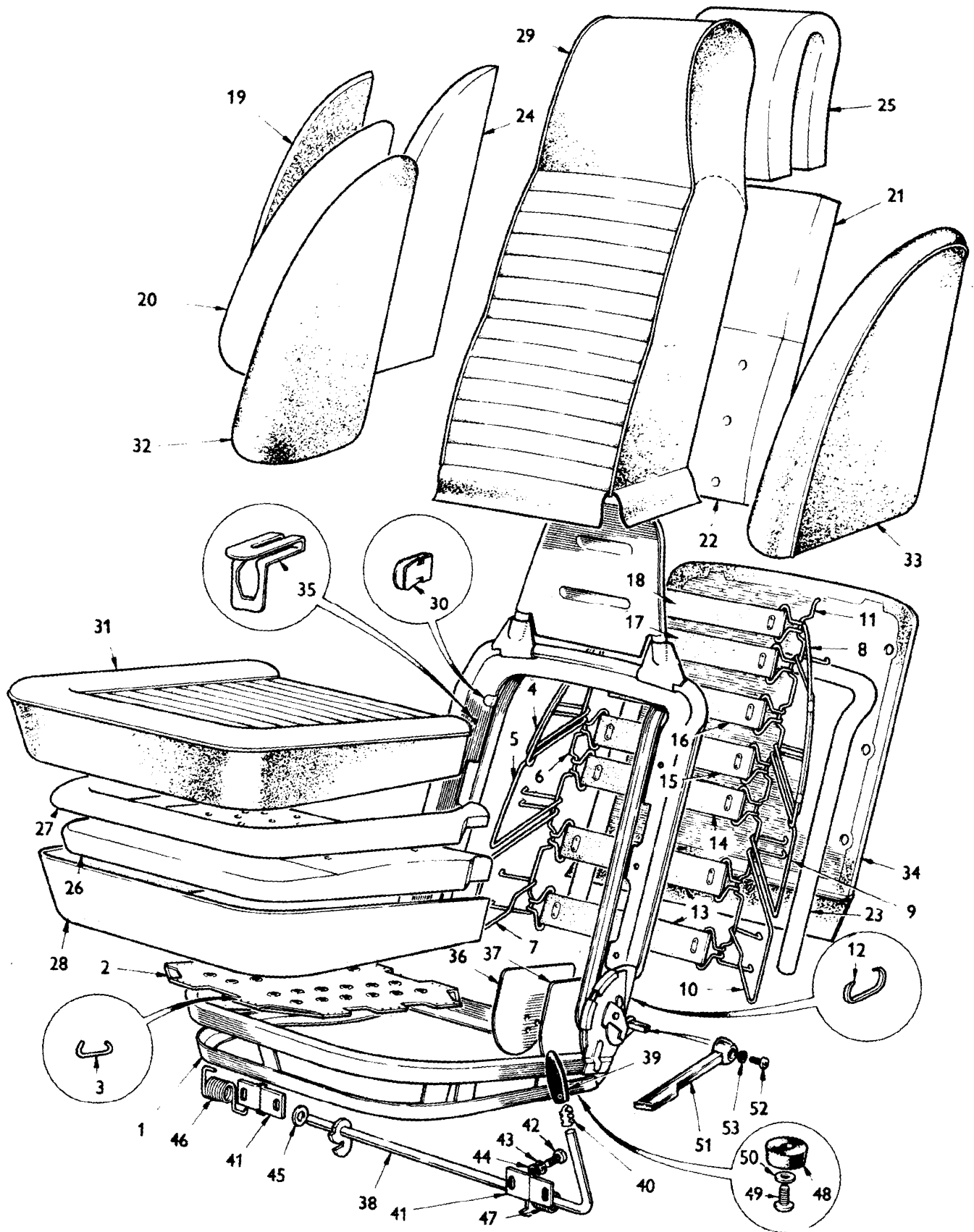


PLATE BZA

BODY AND FITTINGS

Plate No.	Part No.	Description	No. per unit	Remarks
	720271	COVER assembly, centre panel and headrest squab, leathercloth - Black - R.H. seat	1	U.S.A., Japan, and Australia type markets only. Fitted from Body No.50001CC up to Body No. CF1 and CR1
	720272	COVER assembly, centre panel and headrest squab, leathercloth - Matador Red - R.H. seat	1	
	576635	COVER assembly, centre panel and headrest squab, leathercloth - Light Tan - R.H.	1	
	720273	COVER assembly, centre panel and headrest squab, leathercloth - New Tan - R.H. seat	1	
	720277	COVER assembly, centre panel and headrest squab, leathercloth - Shadow Blue - R.H. seat	1	
	720278	COVER assembly, centre panel and headrest squab, leathercloth - Grey - R.H. seat	1	
BZA29	720261	COVER assembly, centre panel and headrest squab, leathercloth - Black - L.H. seat	1	
BZA29	720262	COVER assembly, centre panel and headrest squab, leathercloth - Matador Red - L.H. seat	1	
	576633	COVER assembly, centre panel and headrest squab, leathercloth - Light Tan - L.H.	1	
BZA29	720263	COVER assembly, centre panel and headrest squab, leathercloth - New Tan - L.H. seat	1	
BZA29	720267	COVER assembly, centre panel and headrest squab, leathercloth - Shadow Blue - L.H. seat	1	
	720268	COVER assembly, centre panel and headrest squab, leathercloth - Grey - L.H. seat	1	
	720291	COVER assembly, centre panel and headrest squab, leather - Black - Black - R.H. seat	1	
	720292	COVER assembly, centre panel and headrest squab, leather - Matador Red - R.H. seat	1	
	576636	COVER assembly, centre panel and headrest squab, leather - Light Tan - R.H.	1	

Note:- Items marked thus † are available on our Factory Exchange Unit Scheme

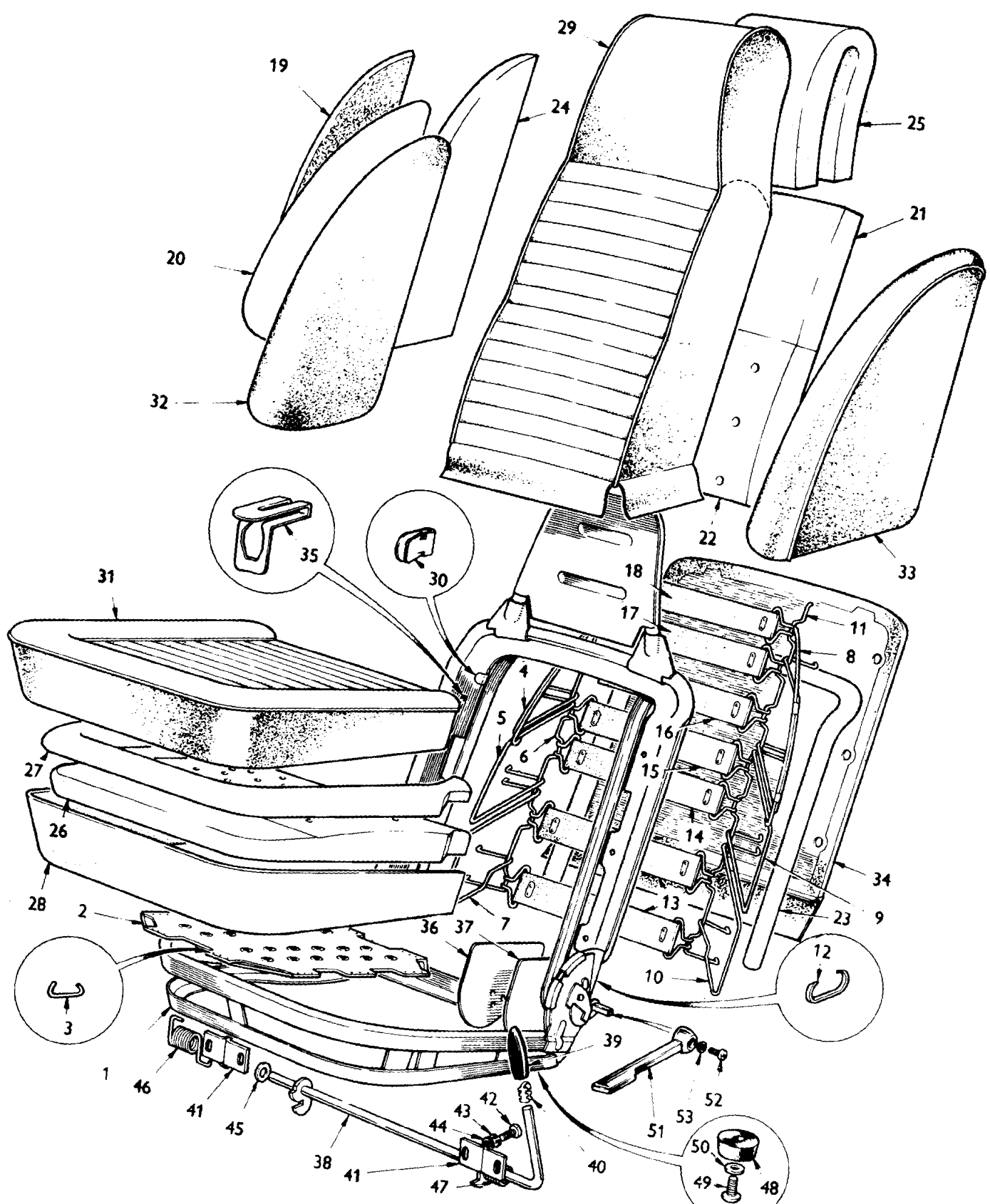


PLATE BZA

BODY AND FITTINGS

Plate No.	Part No.	Description	No. per Unit	Remarks
		FRONT SEAT ASSEMBLY - continued		
	720293	COVER assembly, centre panel and headrest squab, leather - New Tan - R.H. seat	1	U.S.A. ,Japan, and Australia type markets only. Fitted from Body No. 50001CC up to Body No. CF1 and CR1
	720297	COVER assembly, centre panel and headrest squab, leather - Shadow Blue - R.H. seat	1	
	720298	COVER assembly, centre panel and headrest squab, leather - Grey - R.H. seat	1	
BZA29	720281	COVER assembly, centre panel and headrest squab, leather - Black - L.H. seat	1	
BZA29	720282	COVER assembly, centre panel and headrest squab, leather - Matador Red - L.H. seat	1	
	576634	COVER assembly, centre panel and headrest squab, leather - Light Tan - L.H.	1	
BZA29	720283	COVER assembly, centre panel and headrest squab, leather - New Tan - L.H. seat	1	
BZA29	720287	COVER assembly, centre panel and headrest squab, leather - Shadow Blue - L.H. seat	1	
	720288	COVER assembly, centre panel and headrest squab, leather - Grey - L.H. seat	1	
BZA30	608817	CLIP, trim, head restraint panel to back panel - L.H. and R.H. seat	8	
BZA30	608817	CLIP, trim squab, bottom border to lower back seat - L.H. and R.H. seat	8	
BZA31	720241	COVER assembly, front seat cushion leathercloth - Black - L.H. and R.H. seat	2	
BZA31	720242	COVER assembly, front seat cushion, leathercloth - Matador Red - L.H. and R.H. seat	2	
	576619	COVER assembly, front seat cushion, leathercloth - Light Tan - L.H. and R.H. seat	2	

Note:- Items marked thus † are available on our Factory Exchange Unit Scheme

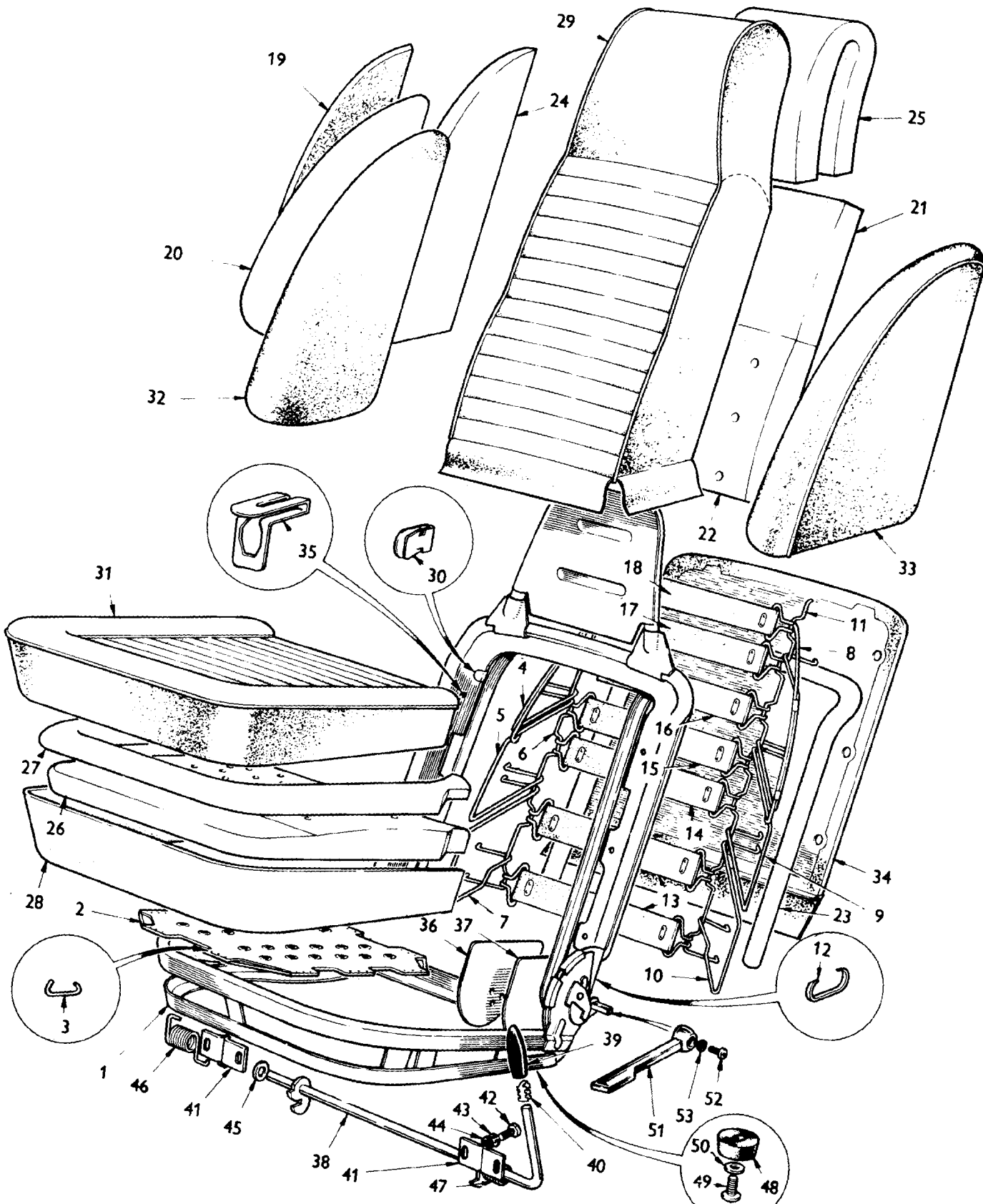


PLATE BZA

B1681
TRIUMPH TR6

BODY AND FITTINGS

Plate No.	Part No.	Description	No. per unit	Remarks
BZA31	720243	COVER assembly, front seat cushion, leathercloth - New Tan - L.H. and R.H. seat	2	U.S.A., Japan, and Australia type markets only, Fitted from Body No. 50001CC up to Body No. CF1 and CR1
BZA31	720247	COVER assembly, front seat cushion, leathercloth - Shadow Blue - L.H. and R.H. seat	2	
	720248	COVER assembly, front seat cushion leathercloth - Grey - L.H. and R.H. seat	2	
BZA31	720251	COVER assembly, front seat cushion, leather - Black - L.H. and R.H. seat	2	
BZA31	720252	COVER assembly, front seat cushion, leather - Matador Red - L.H. and R.H. seat	2	
	576620	COVER assembly, front seat cushion, leather - Light Tan - L.H. and R.H. seat	2	
BZA31	720253	COVER assembly, front seat cushion, leather - New Tan - L.H. and R.H. seat	2	
BZA31	720257	COVER assembly, front seat cushion, leather - Shadow Blue - L.H. and R.H. seat	2	
	720258	COVER assembly, front seat cushion, leather - Grey - L.H. and R.H. seat	2	
BZA30	608817	CLIP, trim, cushion border to valance rail - L.H. and R.H. seat	24	
BZA32	720311	COVER assembly, side panel, squab, front seat, leathercloth - Black - R.H. - R.H. and L.H. seat	2	
BZA32	720312	COVER assembly, side panel, squab, front seat, leathercloth - Matador Red - R.H. - R.H. and L.H. seat	2	
	576639	COVER assembly, side panel, squab front seat, leathercloth - Light Tan - R.H. - R.H. and L.H. seat	2	
BZA32	720313	COVER assembly, side panel, squab, front seat, leathercloth - New Tan - R.H. - R.H. and L.H. seat	2	

Note:- Items marked thus † are available on our Factory Exchange Unit Scheme

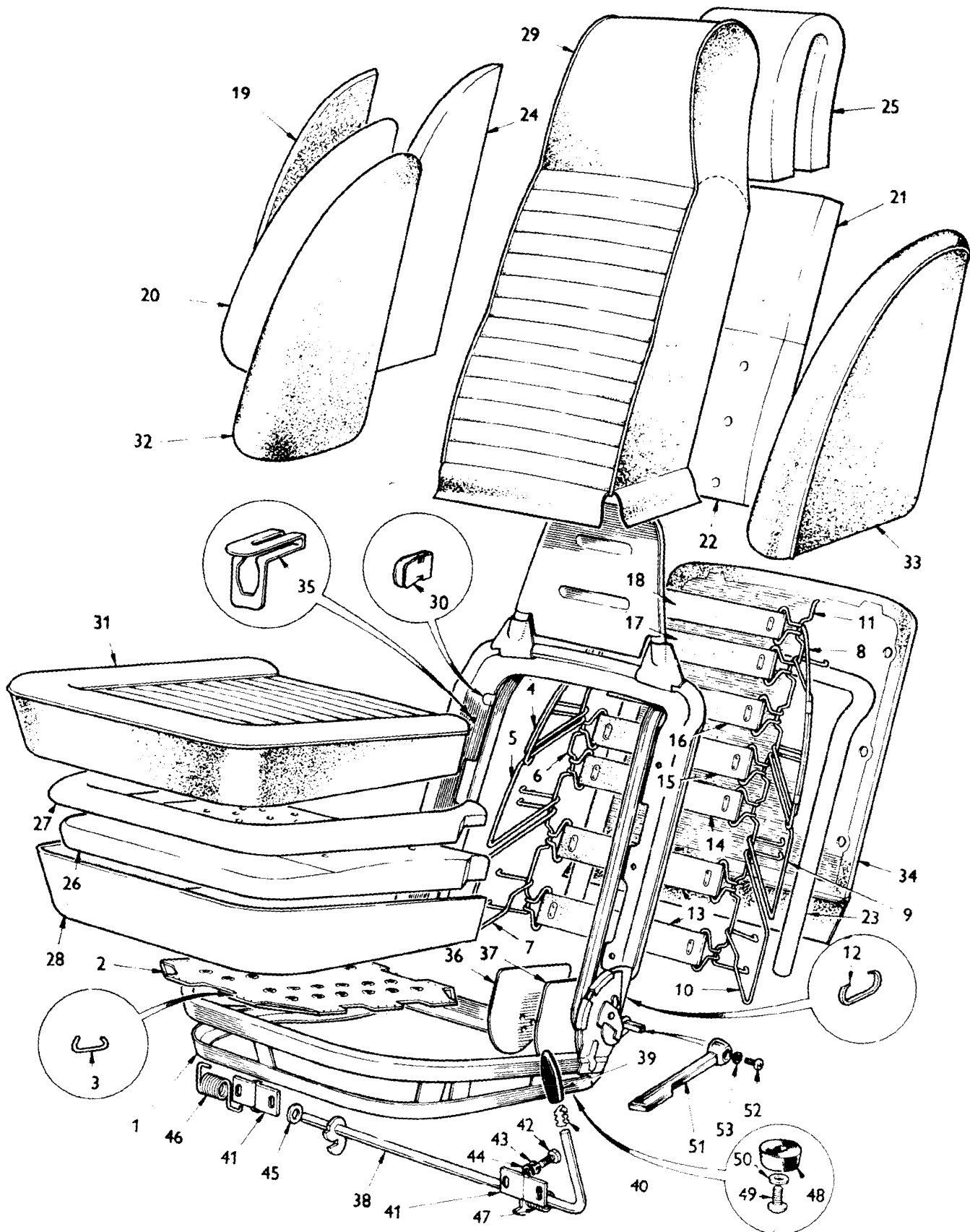


PLATE BZA

BODY AND FITTINGS

Plate No.	Part No.	Description	No. per unit	Remarks
		FRONT SEAT ASSEMBLY - continued.		
BZA32	720317	COVER assembly, side panel, squab, front seat, leathercloth - Shadow Blue - R.H. - R.H. and L.H. seat	2	U.S.A. Japan, and Australia type markets only. Fitted from Body No. 50001CC up to Body No. CF1 and CR1
	720318	COVER assembly, side panel, squab, front seat, leathercloth - Grey - R.H. - R.H. and L.H. seat	2	
BZA32	720331	COVER assembly, side panel, squab, front seat, leather - Black - R.H. - R.H. and L.H. seat	2	
BZA32	720332	COVER assembly, side panel, squab, front seat, leather - Matador Red - R.H. - R.H. and L.H. seat	2	
	576640	COVER assembly, side panel, squab, front seat, leather - Light Tan R.H. - R.H. and L.H. seat	2	
BZA32	720333	COVER assembly, side panel, squab, front seat, leather - New Tan - R.H. - R.H. and L.H. seat	2	
BZA32	720337	COVER assembly, side panel, squab, front seat, leather - Shadow Blue - R.H. - R.H. and L.H. seat	2	
	720338	COVER assembly, side panel, squab, front seat, leather - Grey - R.H. - R.H. and L.H. seat	2	
BZA33	720301	COVER assembly, side panel, squab, front seat leathercloth - Black - L.H. - R.H. and L.H. seat	2	
BZA33	720302	COVER assembly, side panel, squab, front seat, leathercloth - Matador Red - L.H. - R.H. and L.H. seat	2	
	576637	COVER assembly, side panel, squab, front seat, leathercloth - L.H. - Light Tan - L.H. and R.H. seat	2	
BZA33	720303	COVER assembly, side panel, squab, front seat, leathercloth - New Tan - L.H. - R.H. and L.H. seat	2	
BZA32	720307	COVER assembly, side panel, squab, front seat, leathercloth - Shadow Blue - L.H. - R.H. and L.H. seat	2	
	720308	COVER assembly, side panel, squab, front seat, leathercloth - Grey L.H. - R.H. and L.H. seat	2	

Note:- Items marked thus † are available on our Factory Exchange Unit Scheme

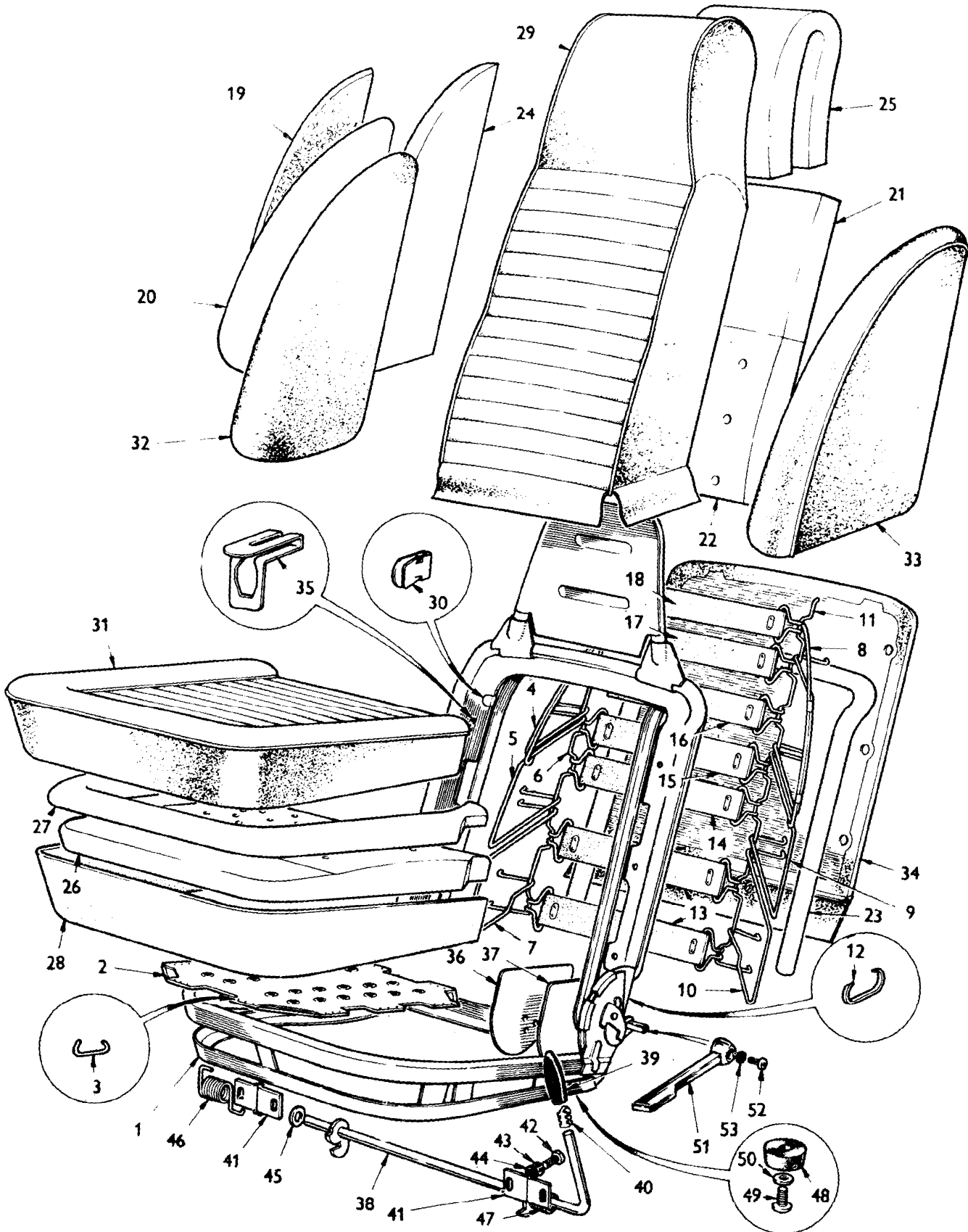


PLATE BZA

B1681
TRIUMPH TR6

BODY AND FITTINGS

Plate No.	Part No.	Description	No. per unit	Remarks
FRONT SEAT ASSEMBLY - continued.				
BZA33	720321	COVER assembly, side panel, squab, front seat, leather - Black - L.H. - R.H. and L.H. seat	2	U.S.A., Japan and Australia type markets only. Fitted from Body No. 50001CC up to Body No. CF1 and CR1
BZA33	720322	COVER assembly, side panel, squab, front seat, leather - Matador Red - L.H. - R.H. and L.H. seat	2	
	576638	COVER assembly, side panel, squab, front seat, leather - L.H. Light Tan - R.H. and L.H. seat	2	
BZA33	720323	COVER assembly, side panel, squab, front seat, leather - New Tan - L.H. - R.H. and L.H. seat	2	
BZA33	720327	COVER assembly, side panel, squab, front seat, leather - Shadow Blue - L.H. - R.H. and L.H. seat	2	
	720328	COVER assembly, side panel, squab, front seat, leather - Grey - L.H. - R.H. and L.H. seat	2	
BZA30	608817	CLIP, trim, squab, back rail to back rail	16	
	818331	BACKBOARD assembly, front seat squab - Black - R.H. seat	1	
	818332	BACKBOARD assembly, front seat squab - Matador Red - R.H. seat	1	
	576626	BACKBOARD assembly, front seat squab - Light Tan - L.H. seat	1	
	818333	BACKBOARD assembly, front seat squab - New Tan - R.H. seat	1	
	818337	BACKBOARD assembly, front seat squab - Shadow Blue - R.H. seat	1	
	818338	BACKBOARD assembly, front seat squab - Grey - R.H. seat	1	
BZA34	818321	BACKBOARD assembly, front seat squab - Black - L.H. seat	1	
BZA34	818322	BACKBOARD assembly, front seat squab - Matador Red - L.H. seat	1	
	576625	BACKBOARD assembly, front seat squab - Light Tan - L.H. seat	1	
BZA34	818323	BACKBOARD assembly, front seat squab - New Tan - L.H. seat	1	
BZA34	818327	BACKBOARD assembly, front seat squab - Shadow Blue - L.H. seat	1	

Note:- Items marked thus † are available on our Factory Exchange Unit Scheme

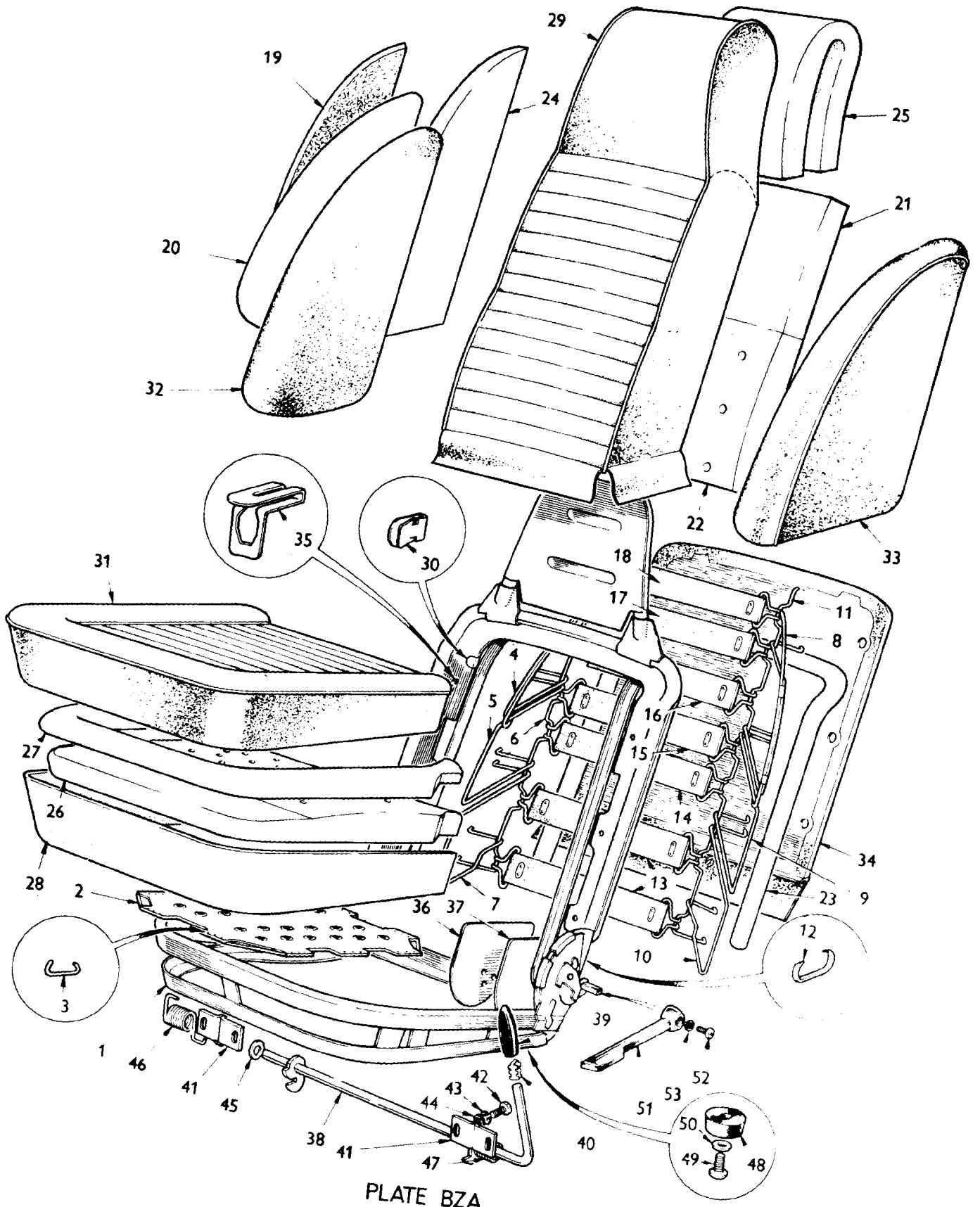


PLATE BZA

B1681
TRIUMPH TR6

BODY AND FITTINGS

Plate No.	Part No.	Description	No. per unit	Remarks
		FRONT SEAT ASSEMBLY - continued		
	818328	BACKBOARD assembly, front seat squab	1	} Fitted up to Body No. CF1 and CR1
BZA35	613769	- Grey - L.H. seat CLIP, trim, backboard assembly to back rail - R.H. and L.H. seat	12	
	613770	CLIP, trim, backboard assembly to back rail R.H. only	2	
BZA30	608817	CLIP, trim, backboard assembly to bottom rail - R.H. and L.H. seat	8	} U.S.A. Japan and Australia type markets only. Fitted from Body No. 50001 CC up to Body No. CF1 and CR1
	627933	BOARD assembly, side, border, squab, front seat - R.H. - R.H. and L.H. seat	2	
BZA36	627932	BOARD assembly, side, border, squab, front seat - L.H. - R.H. and L.H. seat	2	
BZA30	608817	CLIP, trim, side, border to support channel - R.H. and L.H. seat	24	
BZA12	561785	RING, hog, bottom side panel to torsion spring - R.H. and L.H. seat	4	
BZA37	627930	FOAM, board, side, border, squab, front seat - R.H. and L.H. seat	4	
	720165	CONTROL ROD, safety catch assembly, front seat - R.H. seat	1	
BZA38	720164	CONTROL ROD, safety catch assembly, front seat - L.H. seat	1	
BZA39	621458	KNOB, safety catch, front seat - R.H. and L.H. seat	2	
BZA40	621776	CLIP, securing knob, safety catch, front seat - R.H. and L.H. seat	2	
BZA41	621960	BRACKET, pivot assembly, safety catch, front seat - R.H. and L.H. seat	4	
BZA42	506731	SCREW, set, No. 10 x 1/2 in. long - Securing bracket, pivot assembly, safety catch - L.H. and R.H. seat	6	
BZA43	505307	WASHER, lock - Securing bracket, pivot assembly, safety catch - L.H. and R.H. seat	8	
BZA44	508875	WASHER, plain - Securing bracket, pivot assembly, safety catch - L.H. and R.H. seat	6	
BZA45	555285	WASHER, plain - Securing bracket, pivot assembly, safety catch - L.H. and R.H. seat	4	

Note:- Items marked thus † are available on our Factory Exchange Unit Scheme

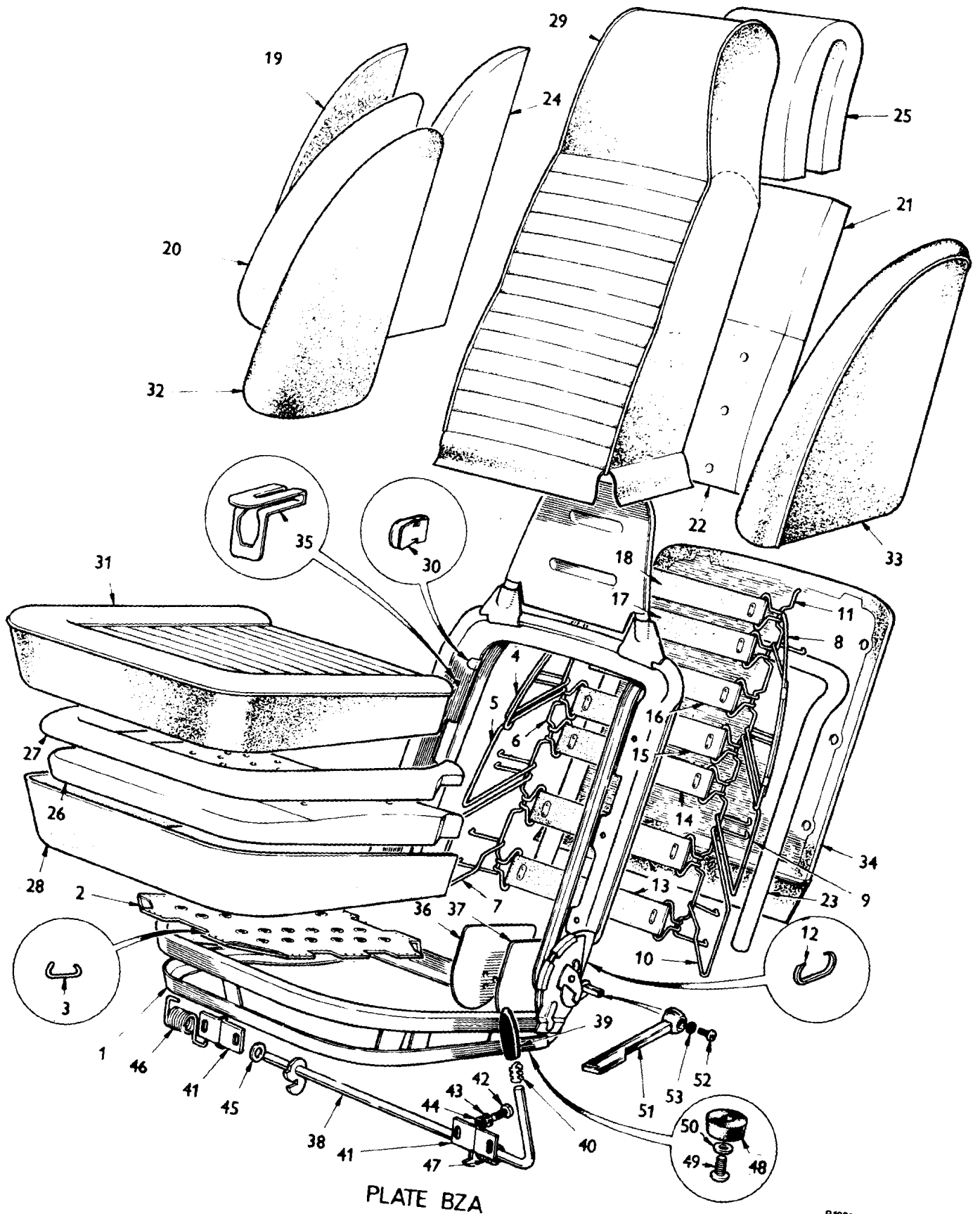


PLATE BZA

B1681
TRIUMPH TR6

BODY AND FITTINGS

Plate No.	Part No.	Description	No. per unit	Remarks
		FRONT SEAT ASSEMBLY - continued		
	629588	PLATE, stop. safety catch front seat	4	} Fitted up to Body No. CF1 and CR1
	509141	SCREW, set - securing bracket pivot safety catch	2	
	WP0120	WASHER, plain, securing bracket	2	} Fitted from Body No. 75001CC up to Body No. CF1 and CR1
	WP0122	WASHER, plain, & pivot safety catch	2	
BZA46	621982	SPRING, safety catch - R.H. - L.H. and R.H. seat	2	} Fitted up to Body No. CF1 and CR1
BZA47	621981	SPRING, safety catch - L.H. - L.H. and R.H. seat	2	
BZA48	621515	BUFFER, rubber - L.H. and R.H. seat	4	
BZA49	509141	SCREW, set, No. 10 x 5/8 in. long - securing buffer, rubber - L.H. seat	2	} U.S.A., Japan, and Australia type markets Fitted from Body No. 50001CC up to Body No. 75000CC
	509141	SCREW, set - securing rubber buffer R.H. seat	2	
	509140	SCREW, set, securing rubber buffer R.H. seat	2	} Fitted from Body No. 75001CC up to Body No. CF1 and CR1
BZA50	WP0196	WASHER, plain - securing buffer rubber - L.H. and R.H. seat	4	
BZA51	617063	HANDLE, seat, regulating	2	
BZA52	508194	SCREW, set, No. 10 x 1/2" long securing handle, regulating - L.H. and R.H. seat	2	
BZA53	WLO205	WASHER, lock - securing handle, regulating - L.H. and R.H. seat	2	

Note:- Items marked thus † are available on our Factory Exchange Unit Scheme

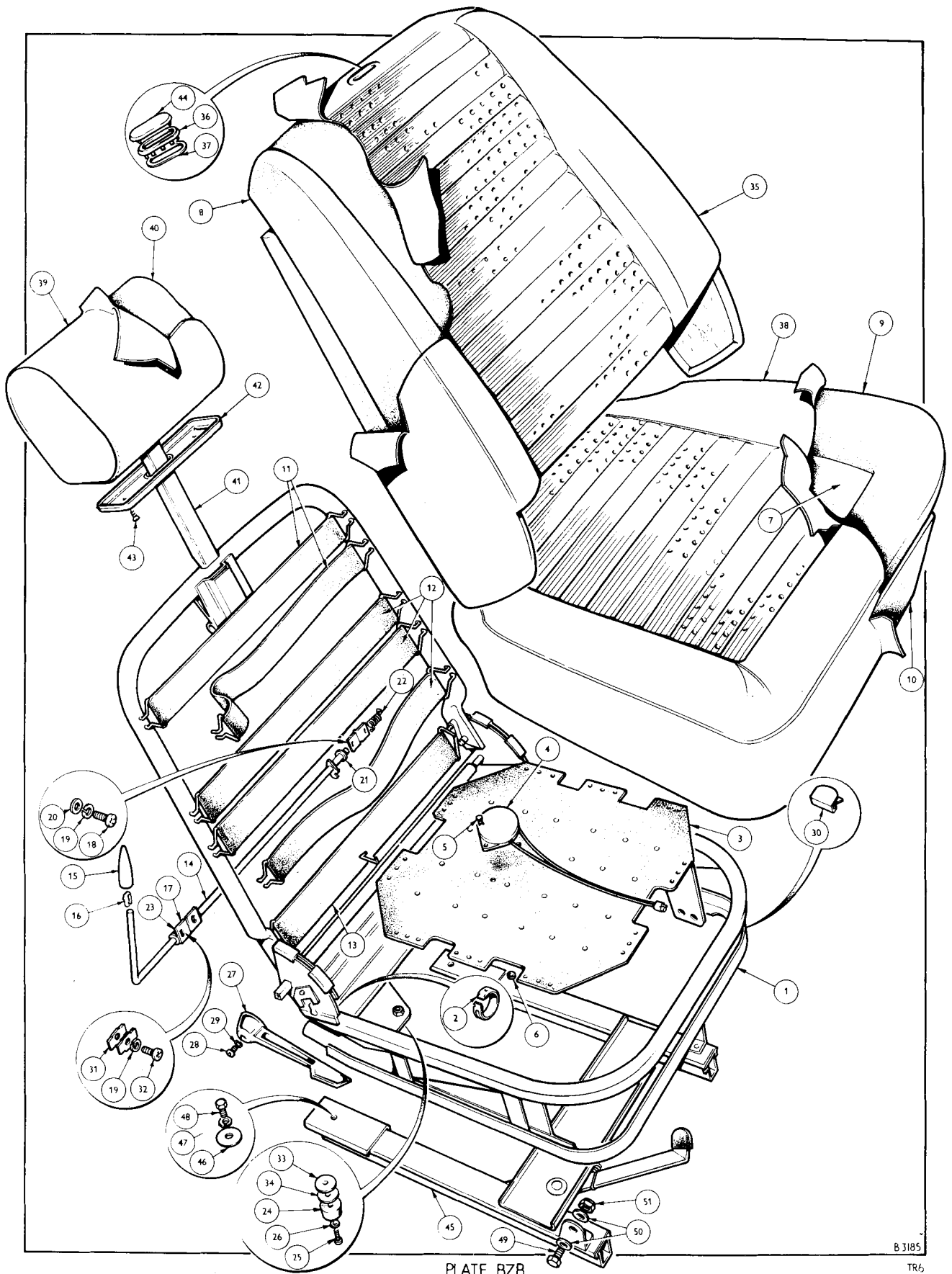


PLATE BZB

B 3185

TR6

BODY AND FITTINGS

Plate No.	Part No.	Description	No.per Unit	Remarks
		FRONT SEAT ASSEMBLY - Continued		
	919011	FRONT SEAT ASSEMBLY, complete with cushion leathercloth Black L.H.	1	} Fitted from Body No. CR1 and CF1
	919013	FRONT SEAT ASSEMBLY, complete with cushion leathercloth Chestnut L.H.	1	
	923023	FRONT SEAT ASSEMBLY, complete with cushion leathercloth New Tan L.H.	1	
	919017	FRONT SEAT ASSEMBLY, complete with cushion leathercloth Shadow Blue LH	1	
	919171	FRONT SEAT ASSEMBLY, complete with cushion leathercloth Black R.H. with sensor	1	
	919173	FRONT SEAT ASSEMBLY, complete with cushion leathercloth Chestnut R.H. with sensor	1	
	923181	FRONT SEAT ASSEMBLY, complete with cushion leathercloth New Tan R.H. with sensor	1	
	919177	FRONT SEAT ASSEMBLY, complete with cushion leathercloth Shadow Blue R.H. with sensor	1	
BZB1	917593	FRAME ASSEMBLY, front seat complete LH	1	
	917594	FRAME ASSEMBLY, front seat complete RH	1	
BZB2	608862	CLIP, Tube	2	
BZB3	612251	DIAPHRAGM, front seat base assembly L.H. and R.H. seats	2	
	576162	TORSION BAR, front seat R.H.	1	
	576161	TORSION BAR, front seat L.H.	1	
BZB4	158534	SENSOR SWITCH, Seat	2	
BZB5	RB.5208	RIVET, attaching sensor switch	4	
BZB6	WP.0109	WASHER, Plain	2	
BZB7	821299	PAD CUSHION assy, front seat R.H. with sensor	1	
	821300	PAD CUSHION Front seat R.H. with sensor	1	
BZB8	917567	PAD SQUAB assy front seat L.H.	1	
	917568	PAD SQUAB assy front seat R.H.	1	
BZB9	821296	ROLL CUSHION, front seat	2	
BZB10	920060	PAD CUSHION Foam border	2	
BZB11	816801	STRAP, RUBBER	4	
BZB12	816804	STRAP, RUBBER	6	

Note:- Items marked thus † are available on our Factory Exchange Unit Scheme

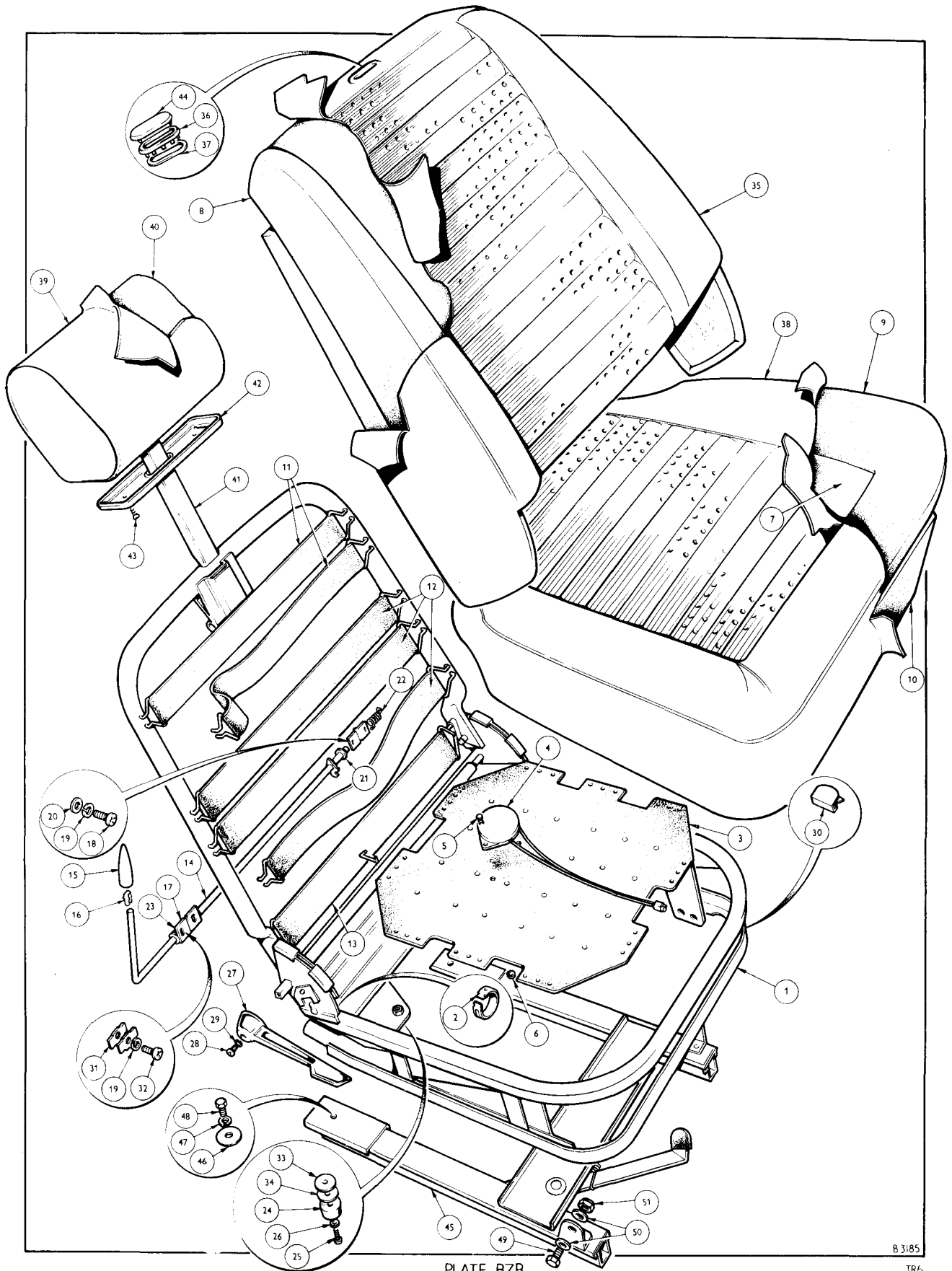


PLATE BZB

BODY AND FITTINGS

Plate No.	Part No.	Description	No.per Unit	Remarks
		FRONT SEAT ASSEMBLY - continued		
BZB13	816901	STRAP, RUBBER	2	} Fitted from Body No. CF1 and CR1
BZB14	720164	ROD, CONTROL safety catch, front seat L.H.	1	
	720165	ROD CONTROL safety catch, front seat R.H.	1	
BZB15	621458	KNOB SAFETY CATCH, front seats	2	
BZB16	621776	CLIP (FT 1614)	2	
BZB17	621960	BRACKET PIVOT, safety catch, front seat	4	
BZB18	506731	SCREW SET, pan head No.10 x ½in. long	6	
BZB19	505307	WASHER, lock	8	
BZB20	508875	WASHER, plain	6	
BZB21	503661	WASHER, plain	4	
BZB22	621981	SPRING, safety catch L.H.	1	
BZB23	621982	SPRING, safety catch R.H.	1	
BZB24	621515	BUFFER, RUBBER	2	
BZB25	509140	SCREW SET, pan head	4	
BZB26	503923	WASHER, plain	4	
BZB27	617063	HANDLE SEAT regulator	2	
BZB28	508194	SCREW, set	2	
BZB29	WLO205	WASHER, lock	2	
BZB30	608817	CLIP, trim	38	
BZB31	629588	PLATE STOP safety catch	4	
BZB32	509141	SCREW SET, pan head	2	
BZB33	WPO120	WASHER, plain	4	
BZB34	WPO122	WASHER, plain	4	
BZB35	727821	SQUAB, sewn cover complete assembly leathercloth Black L.H.	1	
BZB35	727823	SQUAB, sewn cover complete assembly leathercloth Chestnut L.H.	1	
BZB35	727827	SQUAB, sewn cover complete assembly leathercloth Shadow Blue L.H.	1	
BZB35	727903	SQUAB, sewn cover complete assembly leathercloth New Tan L.H.	1	
BZB35	727831	SQUAB, sewn cover complete assembly leathercloth Black R.H.	1	
BZB35	727833	SQUAB, sewn cover complete assembly leathercloth Chestnut R.H.	1	
BZB35	727913	SQUAB, sewn cover complete assembly leathercloth New Tan R.H.	1	
BZB35	727837	SQUAB, sewn cover complete assembly leathercloth Shadow Blue R.H.	1	
BZB36	CZA4500	EYELET, Head restraint	1	
BZB37	CZA4263	WASHER, finisher, head restraint	1	

Note:- Items marked thus † are available on our Factory Exchange Unit Scheme

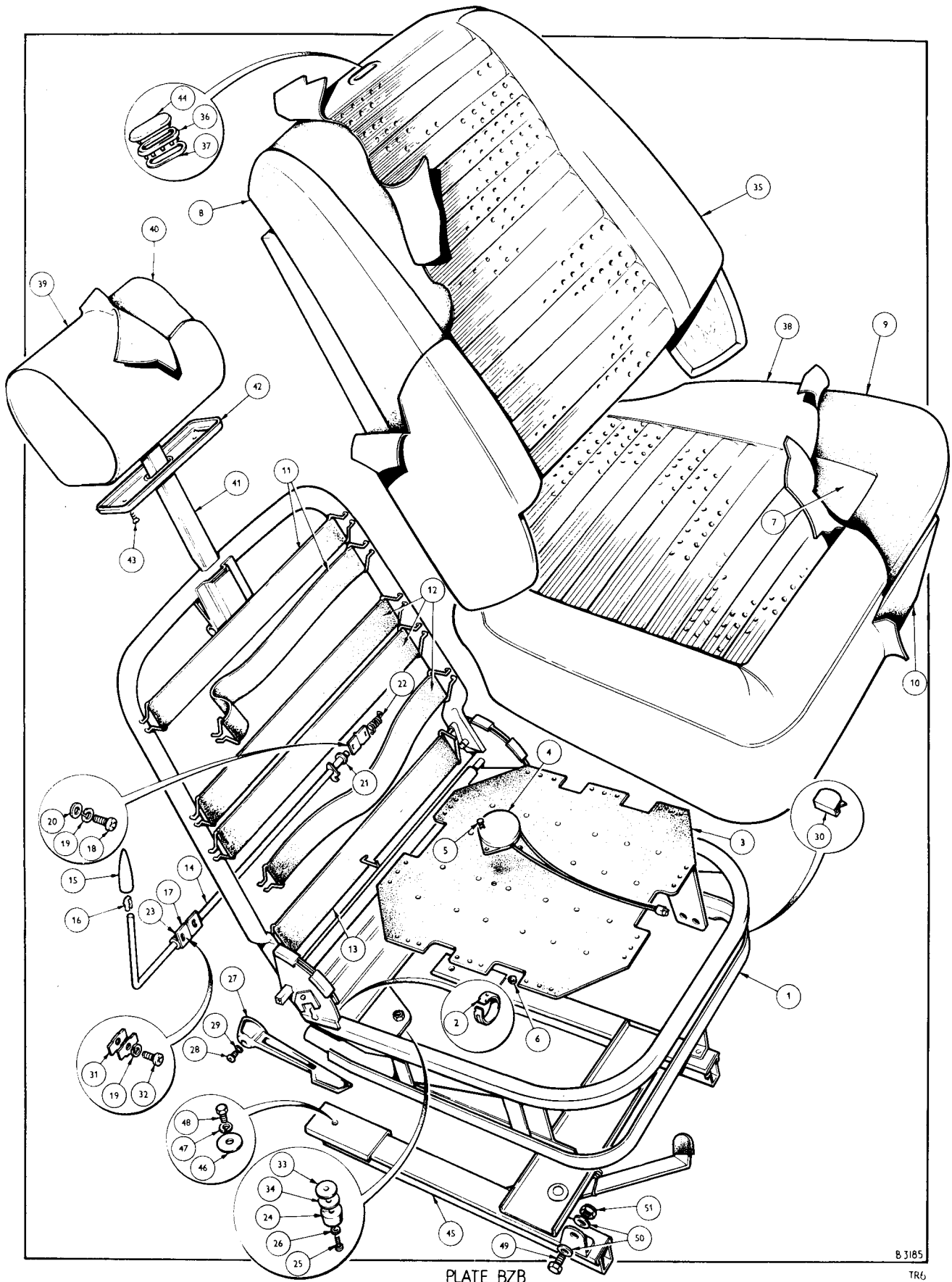


PLATE BZB

BODY AND FITTINGS

Plate No.	Part No.	Description	No. per Unit	Remarks
		FRONT SEATS - continued		
BZB38	727601	CUSHION, sewn cover assembly Black leather cloth	1	} Fitted from Body No. CF1 and CR1
BZB38	727603	CUSHION, sewn cover assembly Chestnut leathercloth	1	
BZB38	727623	CUSHION, sewn cover assembly New Tan leathercloth	1	
BZB38	727607	CUSHION, sewn cover assembly Shadow Blue leathercloth	1	
		HEAD RESTRAINT		
	919071	RESTRAINT, Head trimmed assembly Black leathercloth	2	
	919073	RESTRAINT, Head trimmed assembly Chestnut leathercloth	2	
	923083	RESTRAINT, Head trimmed assembly New Tan leathercloth	2	
	919077	RESTRAINT, Head trimmed assembly Shadow Blue leathercloth	2	
BZB39	727651	RESTRAINT, Head sewn cover assembly Black leathercloth	2	
BZB39	727653	RESTRAINT, Head sewn cover assembly Chestnut leathercloth	2	
BZB39	727673	RESTRAINT, Head sewn cover assembly New Tan leathercloth	2	
BZB39	727657	RESTRAINT, Head sewn cover assembly Shadow Blue leathercloth	2	
BZB40	722937	PAD HEAD RESTRAINT ASSY.	2	
BZB41	725972	FRAME, Head restraint	2	
BZB42	625191	FINISHER, Head restraint Black	2	
BZB42	625193	FINISHER, Head restraint Chestnut	2	
BZB42	633053	FINISHER, Head restraint New Tan	2	
BZB42	625197	FINISHER, Head restraint Shadow Blue	2	
BZB43	YZ3164	SCREW	4	
BZB44	625139	PLUG, Head restraint	2	

Note:- Items marked thus † are available on our Factory Exchange Unit Scheme

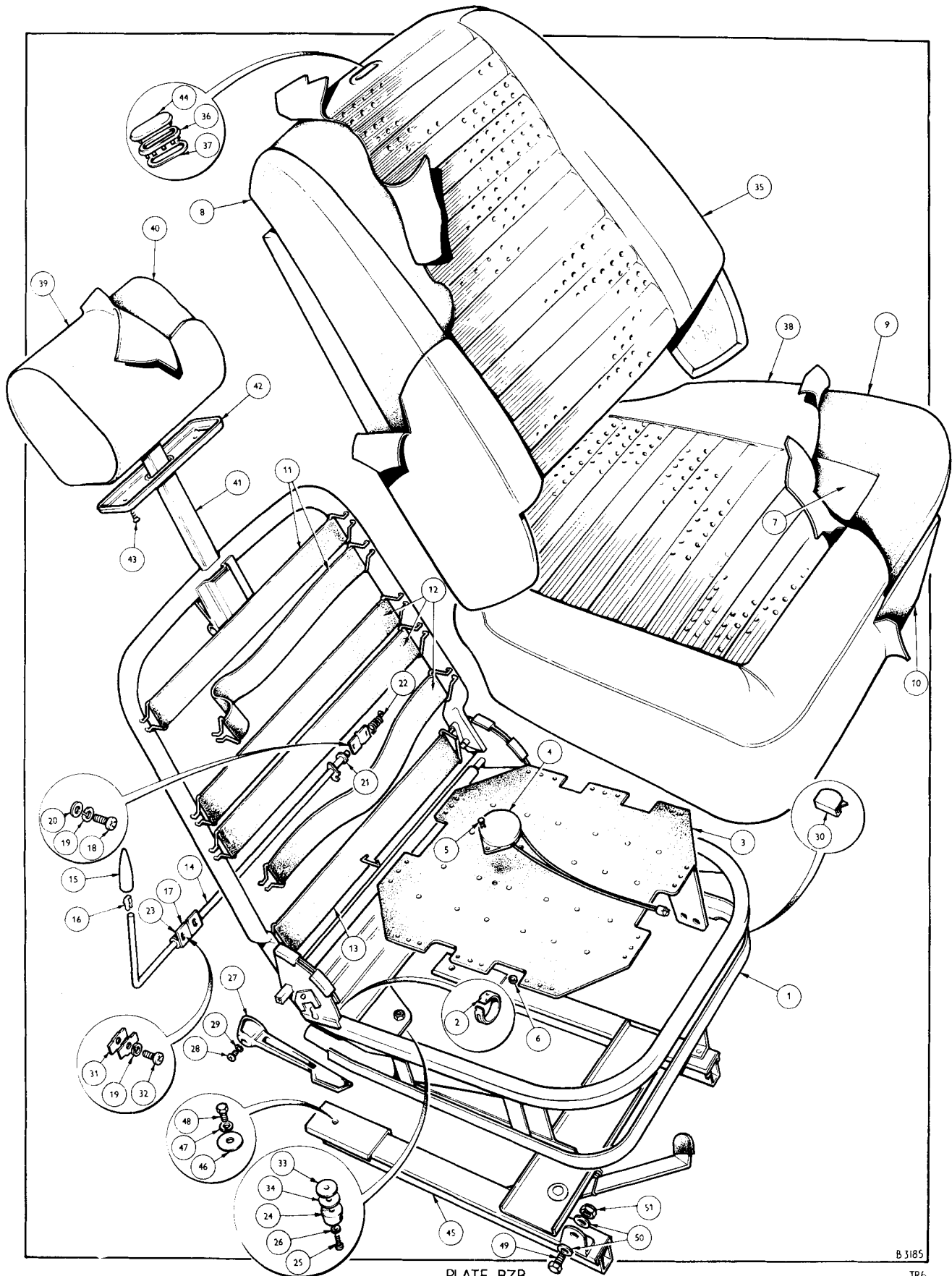


PLATE BZB

BODY AND FITTINGS

Plate No.	Part No.	Description	No. per Unit	Remarks
		SEAT SLIDES		
BZB45	821137	SEAT SLIDE ASSEMBLY L.H.	1	} Fitted from Body No. CF1 and CR1
	821138	SEAT SLIDE ASSEMBLY R.H.	1	
BZB46	516555	WASHER, Plain catch plate to seat slide	4	
BZB47	510506	WASHER, Lock, catch plate to seat slide	4	
BZB48	502449	SCREW, set, catch plate to seat slide	4	
	HU.0708	SCREW, set, seat slides to floor	8	
	WP.0007	WASHER, plain, seat slides to floor	8	
	WM.0067	WASHER, Plain, rear of seat slides	4	
BZB49	HU.0806	SCREW, set, seat slides to seat	4	
BZB50	WP.0133	WASHER, Plain seat slides to seat	8	
BZB51	YN.2908	NUT, Nyloc seat slides to seat	4	

Note:- Items marked thus † are available on our Factory Exchange Unit Scheme

MISCELLANEOUS BODY FITTINGS

Plate No.	Part No.	Description	No. per unit	Remarks	
		GROMMETS, BLANKING PLUGS, PLATES			
600399		PLUG, rubber 1 in. - Main floor	2	} Carburettor models Fitted from Comm.No. CF1	
600399		PLUG, rubber 1 in. - Spare wheel pan	2		
600399		PLUG, rubber 1 in. - Occasional seat pan	1		
600398		PLUG, rubber, spare wheel pan	2		
CD25672		PLUG, rubber 5/8 in., main floor	2		
CD22689		PLUG, rubber, trunk floor	4		
603790		PLUG, rubber 5/16 in., dash shelf	1		
603384		PLUG, rubber 3.72 in., floor jacking holes	2		
600399		PLUG, rubber 1 in., main floor	2		
600399		PLUG, rubber 1 in., spare wheel pan	2		
600399		PLUG, rubber 1 in., occasional seat pan - R.H. side	1		
623176		PLUG, rubber 1 3/8 in., occasional seat pan - L.H. side	1		Petrol injection models
CD25672		PLUG, rubber 5/8 in., main floor	2		} Fitted up to
600398		PLUG, rubber, spare wheel pan	2		
603384		PLUG, rubber 3.72 in., floor jacking holes	2		
617081		PLUG, BLANKING, Auto-reel Mounting Wheelarch	2	Petrol Injection	
625635		PLATE assembly, sealing drain holes (Trunk floor compartment)	A/R	} Overdrive and Carburettor models	
605602		PLUG, gearbox cover	1		
612715		GROMMET, gearbox cover	1		
600400		PLUG, rubber	1		
625944		PLATE, drain hole sealing - Spare wheel pan	1		
569945		RIVET, imex AD54 - Spare wheel pan, plate, drain	2		
		SAFETY HARNESS ATTACHMENTS			
612531		BOLT, eye, 'B' post - All markets except U.S.A.	2	} Fitted up to Commission No. only	
WL0210		WASHER, lock	4		
621308		BOLT, eye, floor inboard - All markets except U.S.A	2		
626363		EYE BOLT, safety harness - U.S.A. markets only	4		
625571		GROMMET, anti-rattle, eye bolt	4		

Note:- Items marked thus † are available on our Factory Exchange Unit Scheme

MISCELLANEOUS BODY FITTINGS

Plate No.	Part No.	Description	No.per Unit	Remarks
		SAFETY HARNESS ATTACHMENTS - Continued		
	621292	WASHER, plain	2	} Fitted up to Commission No. only
	621101	PAD, mounting	2	
	725695	PARKING DEVICE, seat belt stowage	2	} All markets except USA P.I. Engines only
	YZ3505	SCREW, PARKING DEVICE, attachment	4	
	621370	BOLT, pivot, safety harness - Rear wheel arch	2	} Fitted up to Comm. No.only
	621371	SPACER, pivot bolt - Rear wheel arch	2	
	621374	WASHER, waved - Rear wheel arch	2	
	612531	BOLT, eye, 'B' post - All markets except U.S.A.	2	
	626364	BOLT, eye assembly, 'B' post and floor inboard - All markets	4	} Fitted from Commission No. up to
	WL0210	WASHER, lock	4	
	621308	BOLT, eye, floor inboard - All markets except U.S.A.	2	
	626363	EYE BOLT - U.S.A. markets only	4	
	625571	GROMMET, anti-rattle, on eye bolt - All markets	4	
	621292	WASHER, plain	2	
	621101	PAD, mounting	2	
	518471	SCREW, set, Buckle assembly	2	
	WL0210	WASHER, lock to floor	2	
	WM0069	WASHER, plain, buckle assembly to floor	2	
	630503	BOLT Belt to	2	} Fitted from
	624905	WASHER, waved Lower B	2	
	624907	SPACER Post	2	
	630503	BOLT	2	
	624908	WASHER, plain	2	
	624905	WASHER, waved, Belt to	2	
	624906	SPACER Wheelarch	2	
	624914	COVER	2	
	624913	CAP	2	
	WM0828	WASHER, shakeproof	2	

Note:- Items marked thus † are available on our Factory Exchange Unit Scheme

TOOLS AND SERVICE KITS

Plate No.	Part No.	Description	No. per unit	Remarks
		TOOLS		
	212677	JACK ASSEMBLY, with handle	1	
	212677/H	HANDLE ASSEMBLY, jack	1	
	59428	SPANNER, wheel nut (for disc wheel nuts only)	1	
	132368	SPANNER, sparking plug	1	
	118971	REMOVAL TOOL, headlamp rim	1	
	24731	ROLL, tool	1	
	152166	COMBINATION TOOL (also for wheel trim removal)	1	For Disc Wheel Trim only
	109316	SPANNER, open-ended - 3/8 in. x 7/16 in. A/F	1	
	109317	SPANNER, open-ended - 3/4 in. x 5/8 in. A/F	1	
	109318	SPANNER, open-ended - 1/2 in. x 9/16 in. A/F	1	
	109319	SPANNER, tube - .50 in. x .56 in. A/F	1	
	125505	GAUGE, feeler	1	
	500905	GAUGE, screwdriver and distributor	1	
	UH0508	SCREW, set, front hub grease cap removal	1	
	52203	TYRE VALVE TOOL	1	
	545111	HANDBOOK (North America)	1	
	545078	HANDBOOK (English)	1	
	545079	HANDBOOK (French)	1	
	545080	HANDBOOK (German)	1	
	545224	PASSPORT TO SERVICE (French)	1	
	545225	PASSPORT TO SERVICE (German)	1	
	545226	PASSPORT TO SERVICE (Flemish)	1	
	545227	PASSPORT TO SERVICE (Danish)	1	
	545228	PASSPORT TO SERVICE (Italian)	1	
	545229	PASSPORT TO SERVICE (Portuguese)	1	
	545230	PASSPORT TO SERVICE (Swedish)	1	
	545231	PASSPORT TO SERVICE (English/Continental)	1	
	545232	PASSPORT TO SERVICE (English/Home)	1	
	545235	PASSPORT TO SERVICE (Spanish)	1	
	545236	PASSPORT TO SERVICE (Norwegian)	1	
	545237	PASSPORT TO SERVICE (Finnish)	1	
	545233	OWNERS SERVICE STATEMENT (English/Home)	1	
	545091	SERVICE MANUAL (North America)	1	
	545090	SERVICE MANUAL (Home)	1	
	545125	SERVICE MANUAL (French)	1	
	545128	SERVICE MANUAL (German)	1	

Note:- Items marked thus † are available on our Factory Exchange Unit Scheme

TOOLS AND SERVICE KITS

Plate No.	Part No.	Description	No. per unit	Remarks
		SERVICE KITS		
	516917	KIT, metering pump, 'O' ring	1	} Petrol injection only
	513390	KIT, slave cylinder	1	
	516665	KIT, emission control	1	} Carburettor only
	516990	KIT, carburettor minor repair	1	
	516992	KIT, carburettor major repair	1	
	506667	KIT, front brake caliper	1	Fitted up to Comm. No. CC29929 and CP26076
	519731	KIT, front brake caliper	1	Fitted from Comm. No. CC29930 and CP26077
	519732	KIT, repair - For one single caliper type 16P	1	For use with 307976 and 307977
	519733	KIT, repair - For one single caliper type 16PB	1	For use with 310192 and 310193
	512351	KIT, rear wheel cylinder	1	
	517330	KIT, servo minor repair	1	
	517331	KIT, servo major repair	1	Export only
	517329	KIT, push rod	1	
	517333	KIT, reservoir	1	
	517332	KIT, brake master cylinder	1	
	505702	KIT, clutch master cylinder repair	1	
	517632	BRAKE FLUID, 8 oz.	1 tin	
	517633	BRAKE FLUID, 16 oz.	1 tin	
	517634	BRAKE FLUID, 32 oz.	1 tin	
	153317	GREASE, P.B.C. - For use on brake pad shims and splines, threads when wire wheels are fitted	1 tube 4 1/2 oz.	
	153245	GREASE, P.B.C. - For use on brake pad shims and splines, threads when wire wheels are fitted.	1 tube 1 oz.	

Note:- Items marked thus † are available on our Factory Exchange Unit Scheme

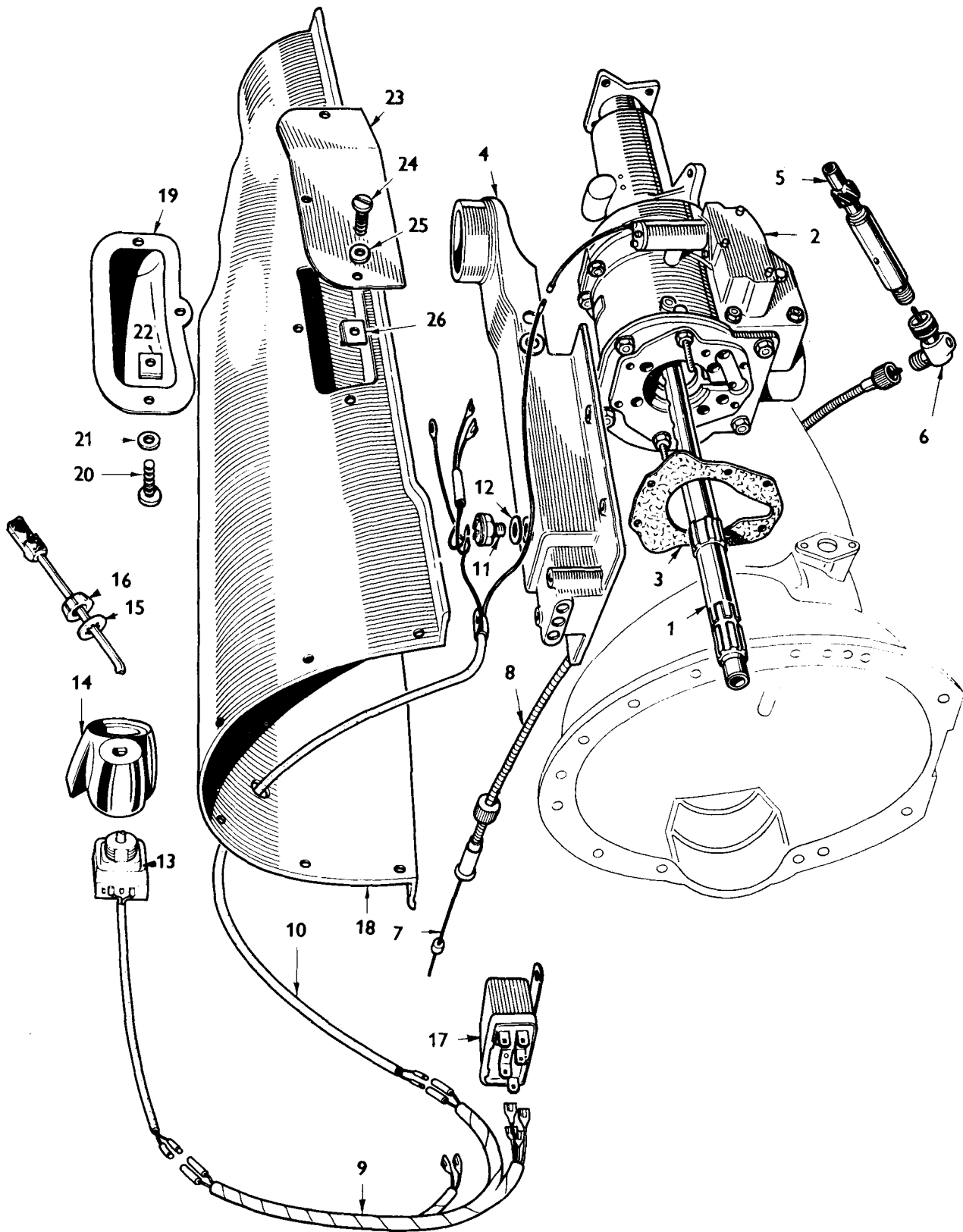


PLATE CA

OVERDRIVE

Plate No.	Part No.	Description	No. per Unit	Remarks
	517198	OVERDRIVE KIT - R.H.S.	1	} Fitted up to Gearbox No. CD20281
	517197	OVERDRIVE KIT - L.H.S.	1	
	518871	OVERDRIVE KIT - R.H. STEERING	1	} Fitted from Gearbox No. CD20282 to 21768
	518872	OVERDRIVE KIT - L.H. STEERING	1	
	518873	OVERDRIVE KIT - R.H. STEERING	1	} Fitted from Gearbox No. CD21769
	518874	OVERDRIVE KIT - L.H. STEERING	1	
CA1	208052	MAINSHAFT, gearbox	1	Fitted up to Gearbox No. CD20281
	216245	MAINSHAFT, gearbox	1	Fitted from Gearbox No. CD20282 up to CD21768
	216868	MAINSHAFT, gearbox	1	Fitted from Gearbox No. CD21769
CA2	307603	OVERDRIVE unit (For details see pages ... to ...)	1	
CA3	132465	WASHER, joint, overdrive unit to gearbox	1	
	WX4857	BOLT, wedglok - Adaptor plate to gearbox	6	
	WP0107	WASHER, plain - Adaptor plate to gearbox	6	
CA4	516649	COVER, top, assembly	1	
	104449	PLUG, welch - In gearbox top cover	4	
	54505	PLUG, welch - In gearbox top cover	2	
CA5	147964	GEAR, speed, driven and bearing assembly	1	
	506071	SCREW, set - Securing speedometer drive to bearing to casing	2	
	506108	WASHER, copper - Securing speedometer drive bearing to casing	2	
CA6	120694	ANGLE drive, speedometer cable	1	
CA7	516545/I	CABLE, speedometer - Inner	1	
CA8	516545/O	CABLE, speedometer - Outer	1	
CA9	148696	HARNESS - Overdrive gearbox	1	
CA10	131339	HARNESS - Overdrive gearbox	1	
CA11	127380	SWITCH, gearbox	2	
CA12	502146	WASHER, switch, adjusting	A/R	

Note:-Items marked thus † are available on our Factory Exchange Unit Scheme

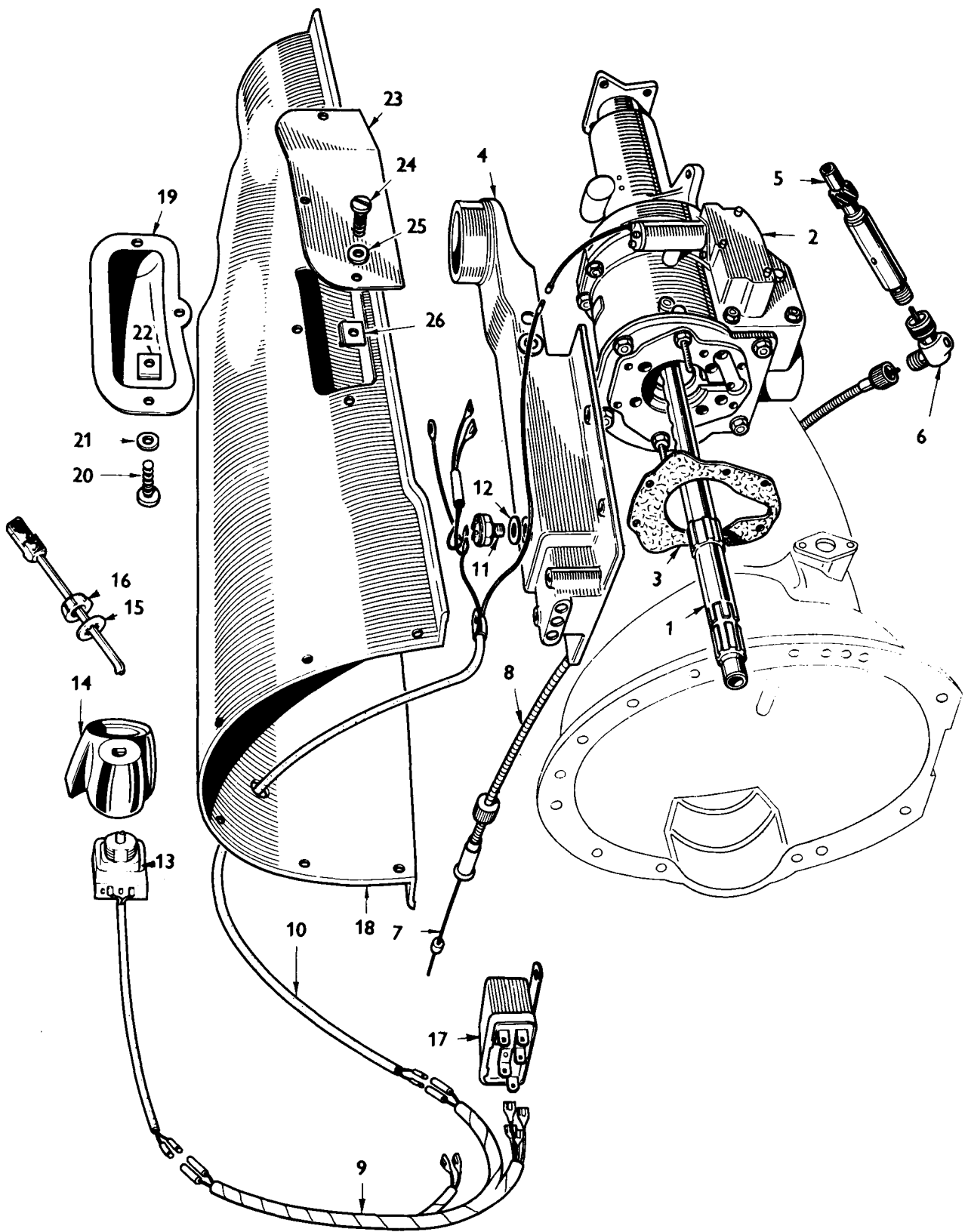


PLATE CA

OVERDRIVE

Plate No.	Part No.	Description	No. per unit	Remarks
OVERDRIVE UNIT ASSEMBLY - continued				
CA13	147281	SWITCH, overdrive, in steering column shroud	1	L.H.S.
	147280	SWITCH, overdrive, in steering column shroud	1	R.H.S.
CA14	611974	ESCUTCHEON, overdrive and trafficator switches	1	
CA15	WM0712	WASHER, shakeproof - Overdrive switch attachment	1	
CA16	609792	BEZEL - Overdrive switch attachment	1	
CA17	126792	RELAY	1	
		(This relay is attached by using hazard warning light relay fixings up to Comm. No. CC and CP50,000)		
	509141	SCREW set No. 10, securing relay to wheelarch	2	} Fitted from Comm. No. CC and CP50,001
	WP0005	WASHER, plain, securing relay to wheelarch	4	
	WL0205	WASHER, lock, securing relay to wheelarch	2	
	503627	NUT, securing relay to wheelarch	2	
CA18	809272	COVER assembly, gearbox	1	
CA19	809271	PLATE, cover, speedometer cable access	1	
CA20	YX5405	SCREW, self-tapping - Securing cover plate to gearbox cover	3	
CA21	WP0004	WASHER, plain - Securing cover plate to gearbox cover	3	
CA22	FU2569/4	NUT, fix - Securing cover plate to gearbox cover	3	
CA23	705851	PLATE, cover, solenoid access	1	
CA24	YX5404	SCREW, self tapping - Solenoid access plate to gearbox cover	3	
CA25	WP0004	WASHER, plain - Solenoid access plate to gearbox cover	3	
CA26	FU2578/4	NUT, fix - Solenoid access plate to gearbox cover	3	
	612715	GROMMET, retaining overdrive cable in gearbox cover	1	

Note:-Items marked thus † are available on our Factory Exchange Unit Scheme

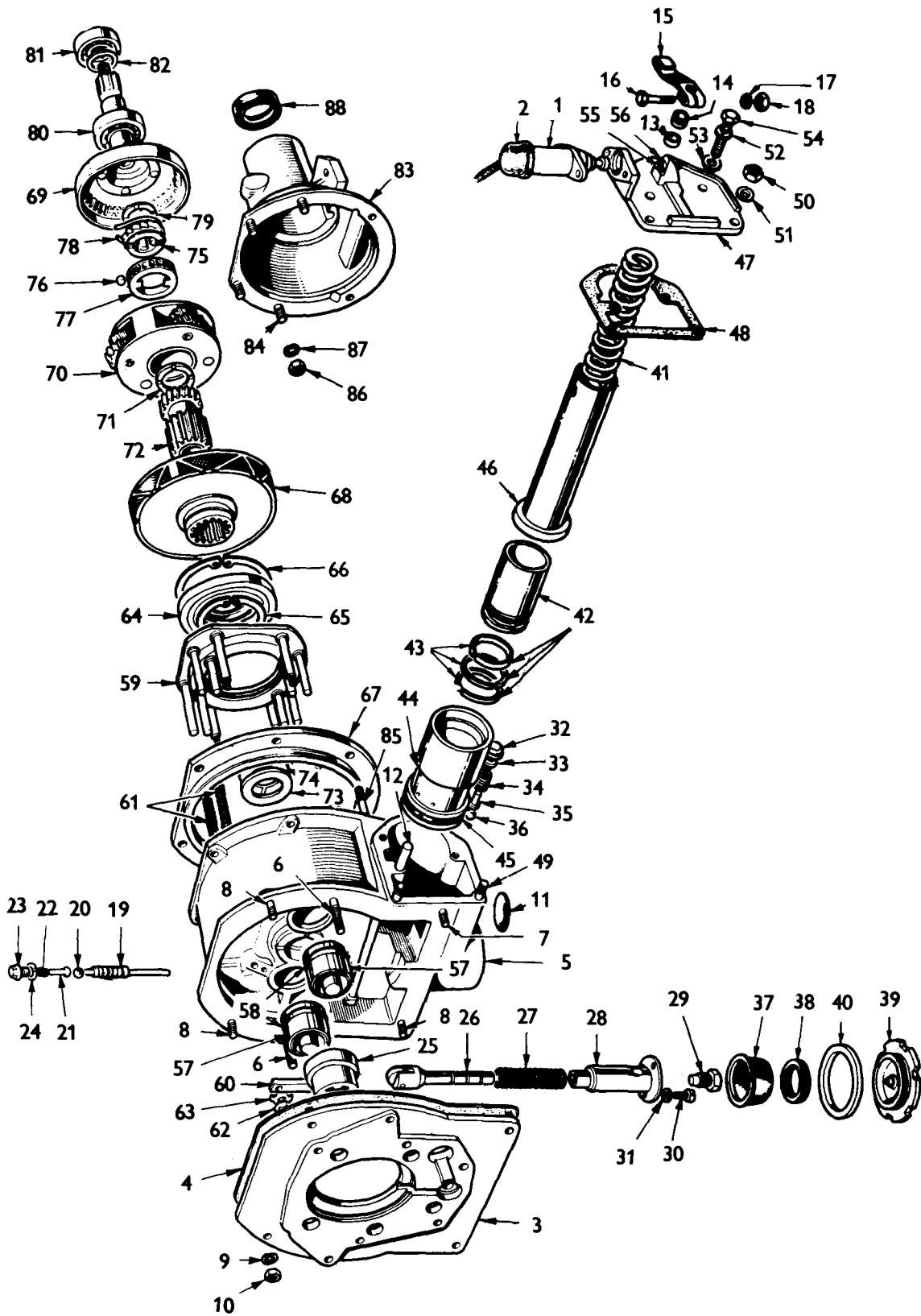


PLATE CB

OVERDRIVE

Plate No.	Part No.	Description	No. per unit	Remarks
	307603	†OVERDRIVE UNIT ASSEMBLY	1	Fitted up to Gearbox No. CD15651 only
	309159	†OVERDRIVE UNIT ASSEMBLY (TYPE A) (Laycock 61753)	1	Fitted from Gearbox No. CD15652 up to
	312373 ✓	†OVERDRIVE UNIT ASSEMBLY (Laycock 61985)	1	Fitted from Gearbox No.....
CB1	112946	SOLENOID	1	
	513201	WASHER, joint - Between solenoid and solenoid bracket	1	Fitted from Gearbox No. CD15652
	513226	SCREW, set - Securing solenoid to bracket	2	
	513903	WASHER, lock - Securing solenoid to bracket	2	
CB2	109521	COVER, rubber, solenoid	1	
CB3	208098	PLATE, adaptor, overdrive unit to gearbox	1	Fitted up to Gearbox No. CD15651 only
	500654	PLATE, adaptor, overdrive unit to gearbox	1	Fitted from Gearbox No. CD15652 and future
CB4	502556	WASHER, joint, between adaptor plate and front casing assembly	1	
CB5	503159	CASING, front assembly	1	For use with Laycock 61753
	520679	MAIN CASING KIT	1	For use with Laycock 61985
CB6	500576	STUD, 2 5/8 in. - Adaptor plate attachment	2	
CB7	500666	STUD, 1 in. - Adaptor plate attachment	1	
CB8	500578	STUD, 1 1/4 in. - Adaptor plate attachment	3	
CB9	WL0208	WASHER, lock - Adaptor plate attachment	6	
CB10	HN2008	NUT - Adaptor plate attachment	6	
CB11	500570	PLUG, welch, in casing	1	
CB12	513908	SHAFT, valve operating	1	
	513909	LEVER, setting, for shaft	1	
	513910	CAM, on shaft	1	
	513888	DOWEL, spring lever to shaft	1	
	500593	PIN, taper, cam to shaft	1	
CB13	500594	SEAL, oil, for shaft	2	
CB14	502567	COLLAR, for shaft	1	
CB15	502568	LEVER, solenoid	1	
	160219	STUD, Rear engine mounting (O/D to M/E 2 Bracket)	2	Fitted from

Note:- Items marked thus † are available on our Factory Exchange Unit Scheme

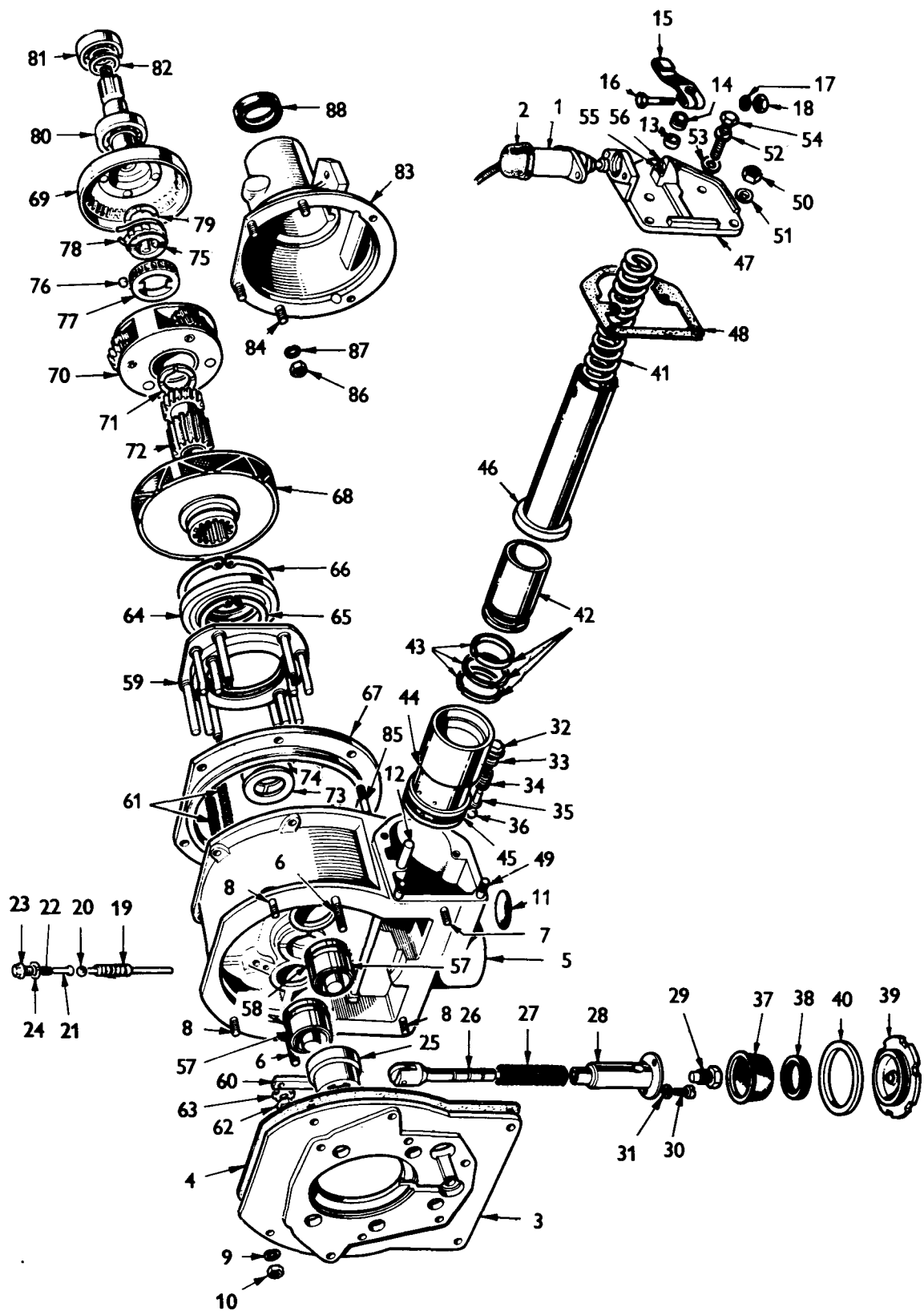


PLATE CB

OVERDRIVE

Plate No.	Part No.	Description	No. per unit	Remarks
		OVERDRIVE UNIT ASSEMBLY - continued		
CB16	503163	BOLT - Solenoid lever to shaft	1	
CB17	505550	WASHER, plain - Solenoid lever to shaft	1	
CB18	503164	NUT - Solenoid lever to shaft	1	
CB19	500658	VALVE, operating	1	
CB20	BL0020	BALL, steel, 5/16 in. - Operating valve	1	
CB21	500591	PLUNGER - Operating valve	1	
CB22	506070	SPRING - Operating valve	1	
CB23	506117	PLUG - Operating valve	1	
CB24	500568	WASHER, on plug - Operating valve	1	
CB25	500627	CAM, oil pump operating	1	
CB26	513891	PLUNGER assembly, oil pump	1	
CB27	500633	SPRING - Pump plunger	1	
	500581	GUIDE, peg - Pump plunger	1	
CB28	505507	BODY, oil pump	1	
CB29	513902	PLUG, in pump body	1	
CB30	513225	SCREW, set - Pump to casing	2	
CB31	513903	WASHER, spring - Pump to casing	2	
CB32	506117	PLUG - Oil pump valve	1	
CB33	500568	WASHER - Oil pump valve	1	
CB34	506070	SPRING - Oil pump valve	1	
CB35	500591	PLUNGER - Oil pump valve	1	
CB36	BL0016	BALL, steel, 1/4 in. - Oil pump valve	1	
CB37	509884	FILTER, oil	1	For use with Laycock 61753
	516010	FILTER, oil - shallow type	1	For use with Laycock 61985
CB38	513205	MAGNET, oil filter	1	
CB39	513904	PLUG, oil drain	1	
CB40	500641	WASHER, drain plug	1	
CB41	515131	SPRING, pressure, accumulator	1	Fitted up to Gearbox No. CD15651
	513900	WASHER, packing	A/R	} Fitted from Gearbox No. CD15652
	518601	SPRING, pressure, accumulator	1	
CB42	501909	PISTON assembly, accumulator	1	
CB43	505555	RING, piston	Set	
CB44	501908	HOUSING assembly, accumulator	1	
CB45	501910	'O' RING	1	
CB46	502563	SPACING tube and washer assembly	1	
CB47	502566	BRACKET assembly, solenoid	1	
CB48	500645	WASHER, joint, side cover	1	

Note:- Items marked thus † are available on our Factory Exchange Unit Scheme

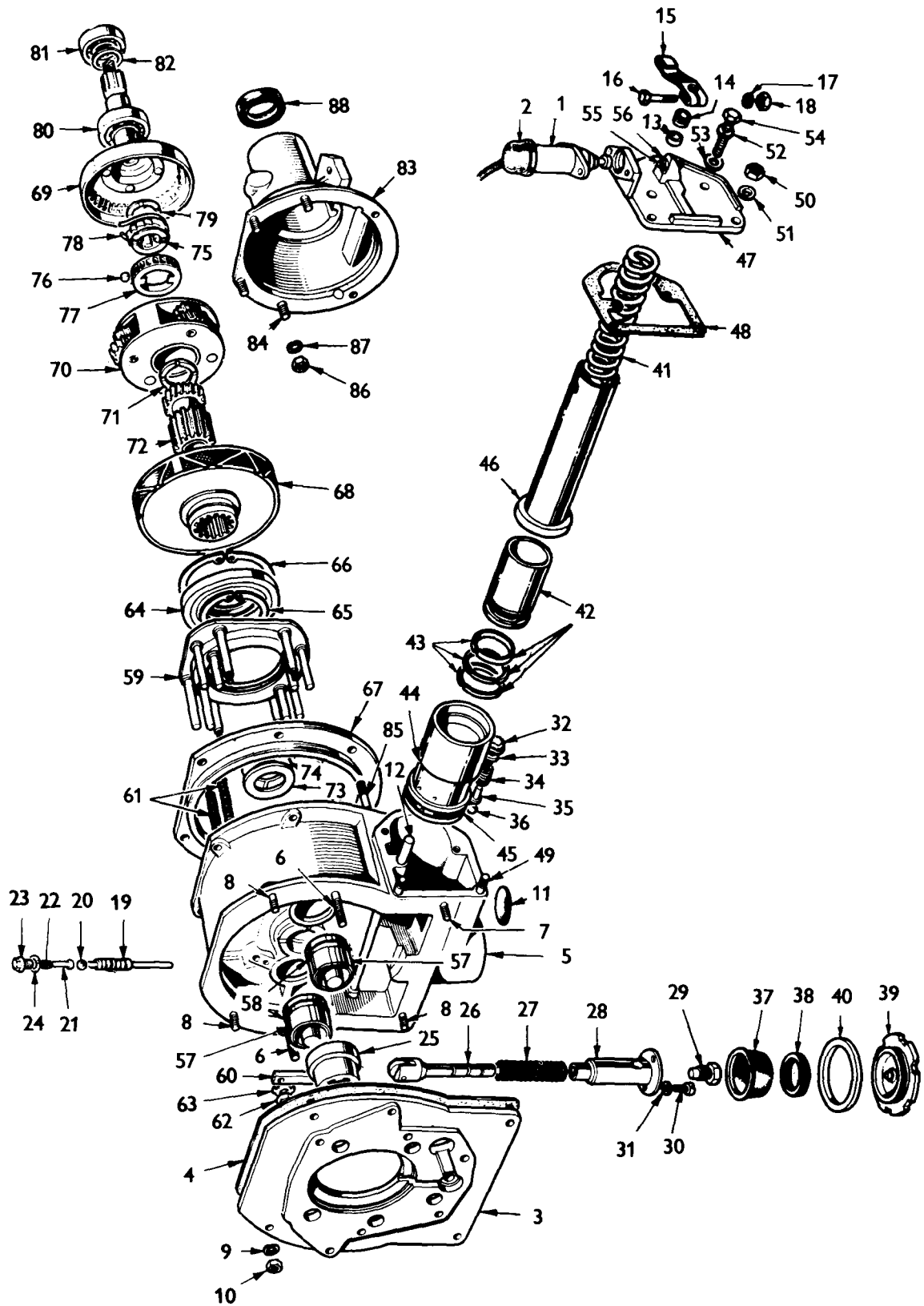


PLATE CB

OVERDRIVE

Plate No.	Part No.	Description	No. per unit	Remarks
		OVERDRIVE UNIT ASSEMBLY - continued		
CB49	500577	STUD - Attaching solenoid bracket to front casing	2	
CB50	HN2008	NUT, attaching solenoid bracket to front casing	2	
CB51	WL0208	WASHER, lock - Attaching solenoid bracket to front casing	2	
CB52	103268	SCREW, set - Attaching solenoid bracket to front casing	2	
CB53	WP0008	WASHER, plain - Attaching solenoid bracket to front casing	2	
CB54	WL0208	WASHER, lock - Attaching solenoid bracket to front casing	2	
CB55	513918	ADJUSTING screw - Solenoid	1	
CB56	513919	NUT, lock - Solenoid	1	
	502560	BREATHER	1	
CB57	513890	PISTON, operating, assembly	2	
CB58	513912	'O' RING	2	
CB59	500660	RING, clutch thrust, assembly, with pins	1	
CB60	500587	PIECE, bridge	2	
CB61	502554	SPRING, clutch, set	Set	
CB62	HN2007	NUT - Clutch thrust ring attachment	4	
CB63	500642	WASHER, tab - Clutch thrust ring attachment	4	
CB64	500640	BEARING, ball, clutch thrust ring	1	
CB65	500636	CIRCLIP - Ball bearing location	1	
CB66	500637	CIRCLIP - Ball bearing location	1	
CB67	502555	RING, brake, clutch	1	
CB68	500661	CLUTCH assembly, sliding member, with linings	1	Fitted up to Gearbox No. CD15651
	518107	CLUTCH assembly, sliding member, with linings	1	Fitted from Gearbox No. CD15652
CB69	500602	ANNULUS assembly	1	
CB70	505545	CARRIER assembly, planet	1	Fitted up to Gearbox No. CD15651
	518600	CARRIER assembly, planet	1	Fitted from Gearbox No. CD15652
	513224	BEARING, planet carrier	6 Sets	
	513914	WASHER, thrust	3	
CB71	500611	WASHER, thrust	1	
CB72	505549	SUNWHEEL assembly	1	
CB73	500588A	WASHER, adjusting, front of sunwheel - .113/.114 in.	A/R	

Note:-Items marked thus † are available on our Factory Exchange Unit Scheme

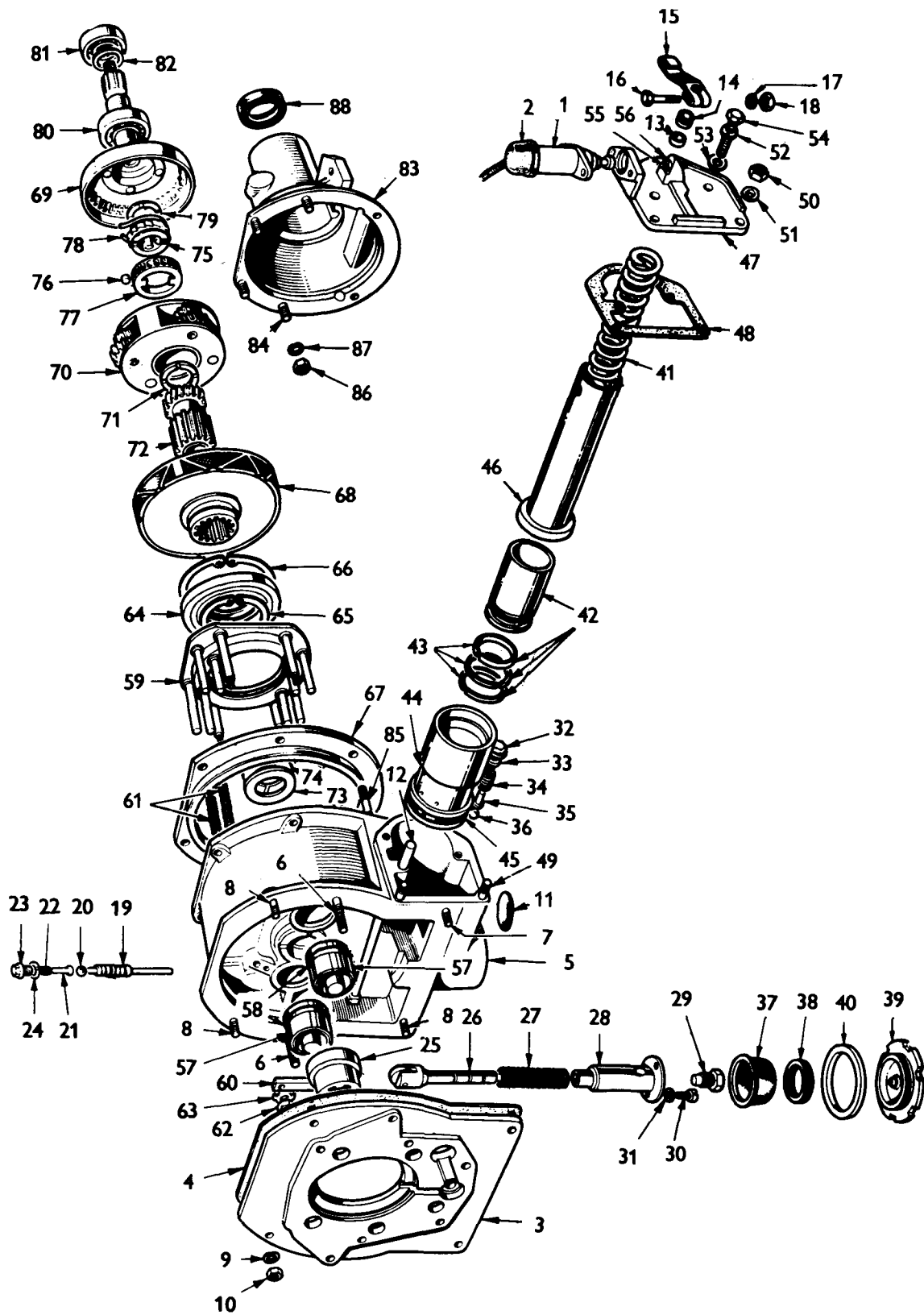


PLATE CB

OVERDRIVE

Plate No.	Part No.	Description	No. per unit	Remarks
OVERDRIVE UNIT ASSEMBLY - continued				
CB73	500588B	WASHER, adjusting, front of sunwheel - .107/.108 in.	A/R	
CB73	500588C	WASHER, adjusting, front of sunwheel - .101/.102 in.	A/R	
CB73	500588D	WASHER, adjusting, front of sunwheel - .095/.096 in.	A/R	
CB73	500588E	WASHER, adjusting, front of sunwheel - .089/.090 in.	A/R	
CB73	500588F	WASHER, adjusting, front of sunwheel - .083/.084 in.	A/R	
CB73	500588G	WASHER, adjusting, front of sunwheel - .077/.078 in.	A/R	
CB74	500610	WASHER, thrust, sunwheel	1	
CB75	502558	CLUTCH, uni-directional inner member	1	
CB76	502550	ROLLER, set	1	
CB77	502559	CAGE, roller	1	Fitted up to Gearbox No. CD15651
	518110	CAGE, roller	1	Fitted from Gearbox No. CD15652
CB78	500630	SPRING, clutch	1	
CB79	500613	WASHER, thrust, rear of uni-directional clutch	1	
CB80	SP74G	BEARING, ball, front, for annulus	1	
CB81	513897	BEARING, ball, rear, for annulus	1	
CB82	500623/E	WASHER, adjusting annulus end - .146 in.	A/R	
CB82	500623/F	WASHER, adjusting annulus end - .151 in.	A/R	
CB82	500623/G	WASHER, adjusting annulus end - .156 in.	A/R	
CB82	500623/H	WASHER, adjusting annulus end - .161 in.	A/R	
CB82	500623/J	WASHER, adjusting annulus end - .166 in.	A/R	
CB83	500655	CASING, rear, with studs	1	
CB84	500756	STUD - Rear casing attachment	4	
CB85	500579	STUD - Rear casing attachment	2	
CB86	HN2008	NUT - Rear casing attachment	6	
CB87	WL0208	WASHER, lock - Rear casing attachment	6	

Note:-Items marked thus † are available on our Factory Exchange Unit Scheme

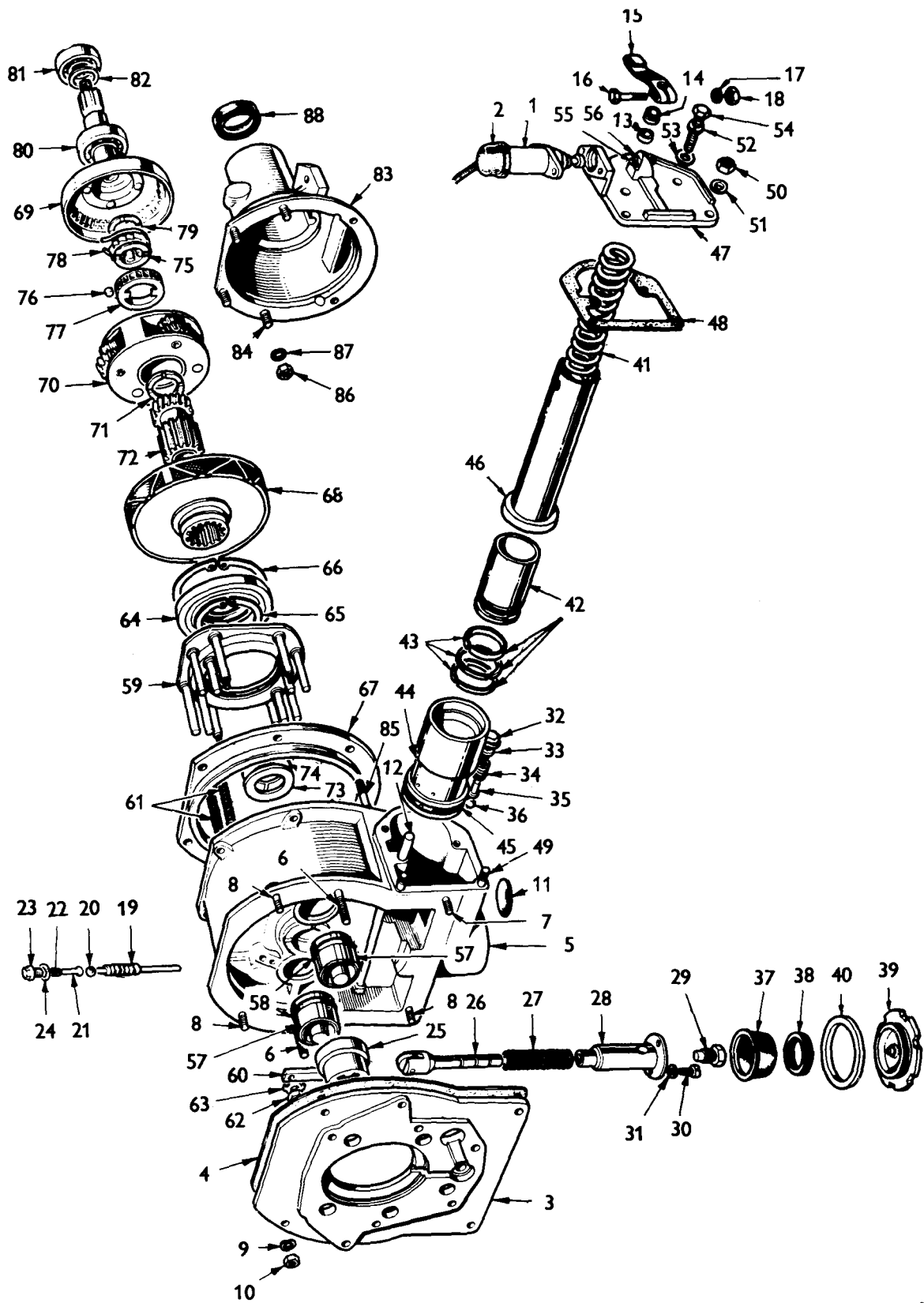


PLATE CB

OVERDRIVE

Plate No.	Part No.	Description	No. per unit	Remarks
		OVERDRIVE UNIT ASSEMBLY - continued		
CB88	513898	SEAL, oil, in rear casing	1	
	58948	FLANGE, mainshaft - Securing flange to mainshaft	1	Fitted up to Gearbox No. CD15651
	518109	FLANGE, mainshaft	1	Fitted from Gearbox No. CD15652
	57868	NUT, slotted - Securing flange to mainshaft	1	
	WP0024	WASHER, plain - Securing flange to mainshaft	1	
	PC0012	PIN, split - Securing flange to mainshaft	1	
	506071	SCREW, set - Securing speedometer drive bearing to casing	2	
	506108	WASHER, copper - Securing speedometer drive bearing to casing	2	
		OVERDRIVE GEARBOX ASSEMBLY (Less gear lever) For Details see Gearbox Section		

Note:-Items marked thus † are available on our Factory Exchange Unit Scheme

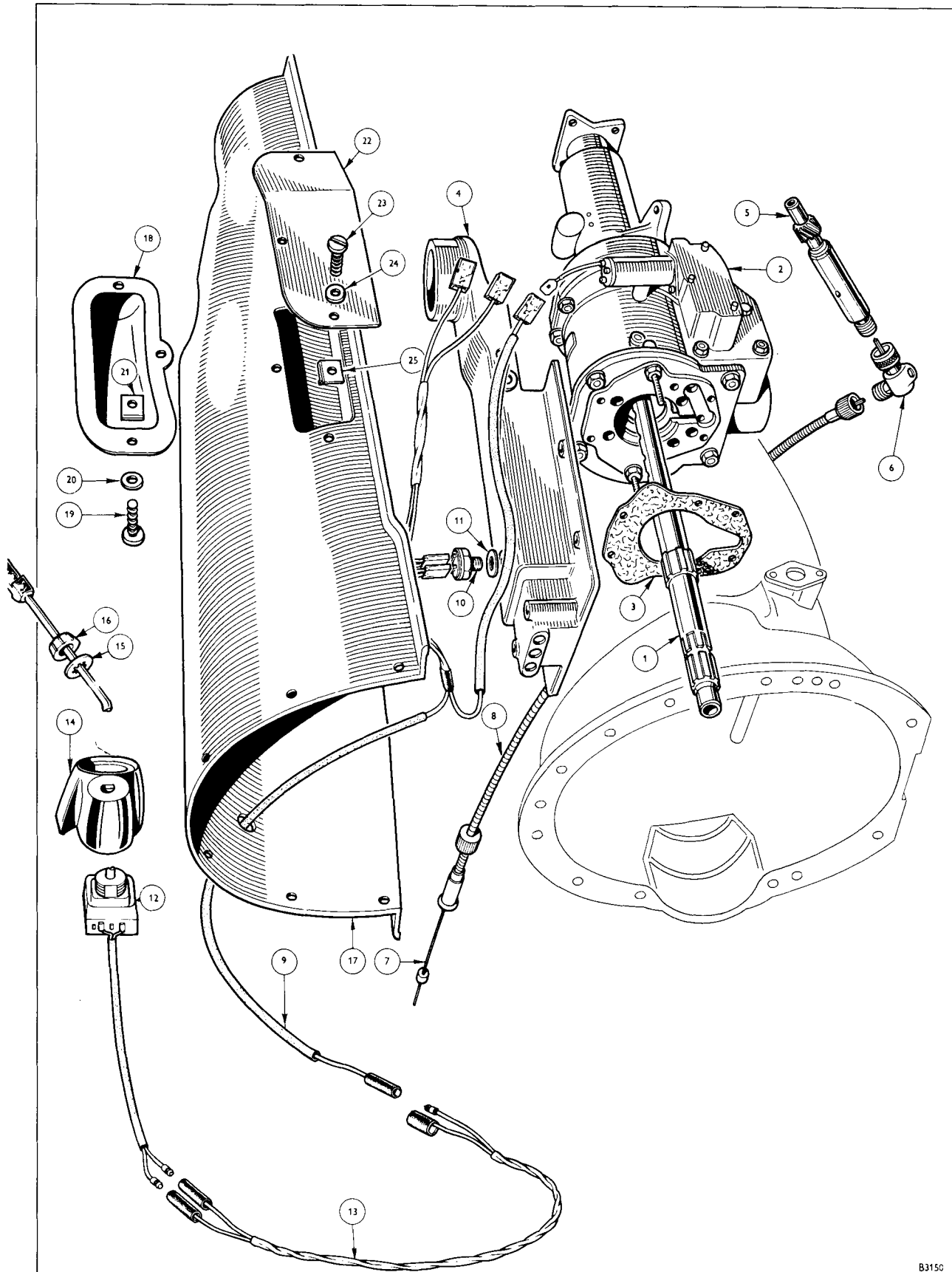


PLATE CC

B3150

TR 250

OVERDRIVE

Plate No.	Part No.	Description	No.per Unit	Remarks
		‘J’ TYPE OVERDRIVE		
	521159	OVERDRIVE KIT L.H.S.	1	
	521158	OVERDRIVE KIT R.H.S.	1	
CC1	218337	MAINSHAFT	1	
CC2	313242	OVERDRIVE UNIT	1	
	HU0858	SCREW, set O/D adaptor housing	6	
	WLO208	WASHER, lock to gearbox	6	
CC3	132465	WASHER	1	
CC4	516649	COVER TOP, assembly	1	
	505031	CLIP, gearlever extension	1	
	10449	PLUG, Welch in gearbox top cover	4	
	54505	PLUG, Welch in gearbox top cover	2	
CC5	NKCO048	SPEEDO, Pinion gear	1	
CC6	120694	ANGLE DRIVE, Speedometer cable	1	
CC7	516545/I	CABLE, Speedometer inner	1	
CC8	516545/O	CABLE, Speedometer Outer	1	
CC9	UKCO344	HARNESS Overdrive gearbox	1	
CC10	UKCO930	SWITCH, Gearbox	2	
CC11	502146	WASHER, Switch adjusting	A/R	
CC12	147281	SWITCH, O/drive, in steering column shroud L.H.S.	1	
	147280	SWITCH, O/drive, in steering column shroud R.H.S.	1	
CC13	UKCO345	LEAD, Extension, overdrive shroud	1	
CC14	611974	ESCUTCHEON, O/drive and trafficator switch	1	
CC15	WMO712	WASHER, Shakeproof, O/drive switch attachment	1	
CC16	609792	BEZEL, Overdrive switch attachment	1	
CC17	809272	COVER, Assembly, gearbox	1	
CC18	809271	PLATE, Cover, speedometer cable access	1	
CC19	YX5405	SCREW, Self-tapping,securing cover plate to gearbox cover	3	
CC20	WPO004	WASHER, plain,securing cover plate to gearbox	3	
CC21	FU2569/4	NUT, fix, securing cover plate to gearbox cover	3	
CC22	705851	PLATE, cover,solenoid access	1	
CC23	YX5404	WASHER,plain solenoid access plate to gearbox cover	1	

Note:- Items marked thus † are available on our Factory Exchange Unit Scheme

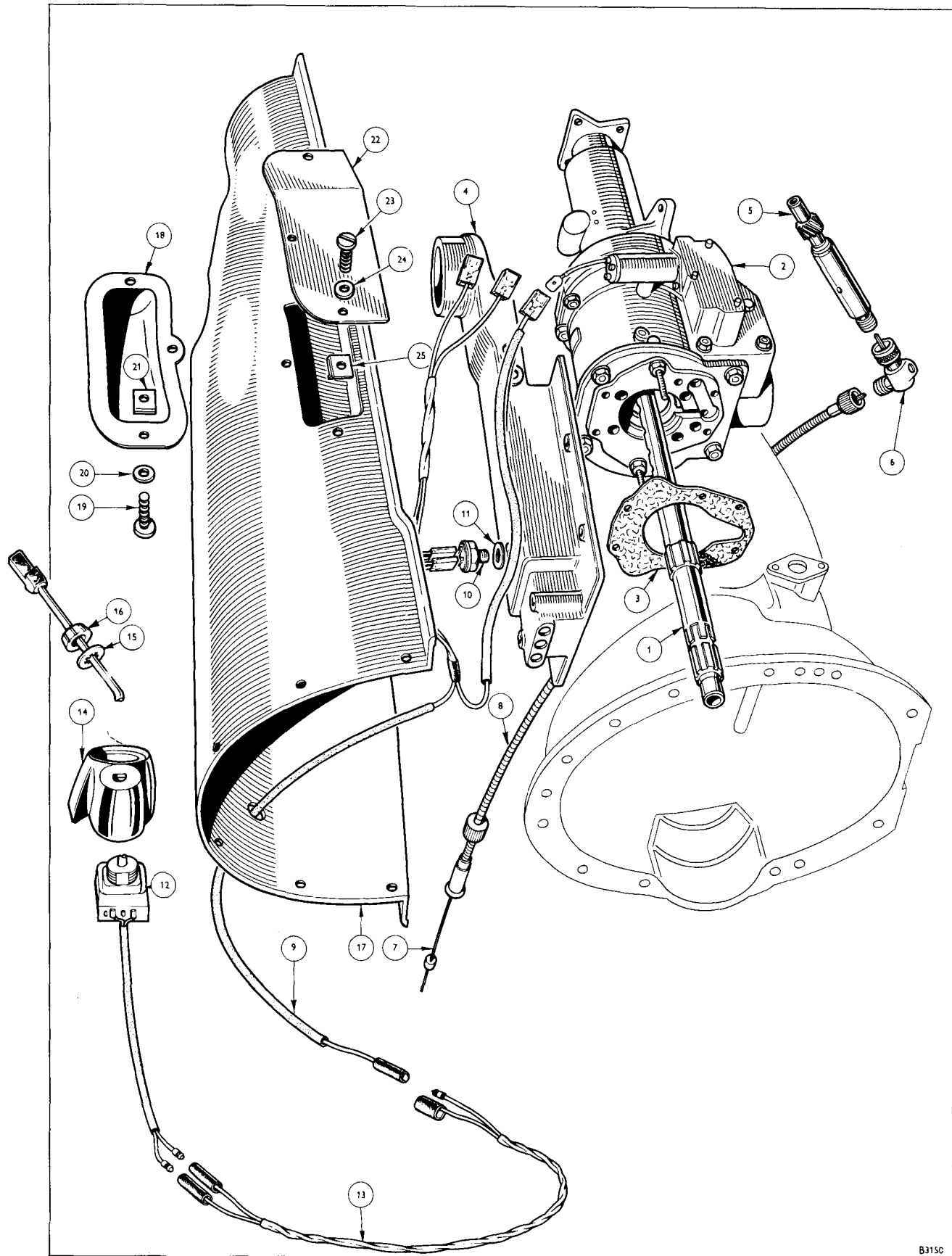


PLATE CC

B3150

TR 250

OVERDRIVE

Plate No.	Part No.	Description	No.per Unit	Remarks
‘J’ TYPE OVERDRIVE - Continued				
CC24	WPO004	WASHER, Plain, solenoid access plate to gearbox cover	1	
CC25	FU2578/4	NUT, fix solenoid access plate to gearbox cover	3	
	612715	GROMMET, retaining overdrive cable in gearbox cover	1	

Note:- Items marked thus † are available on our Factory Exchange Unit Scheme

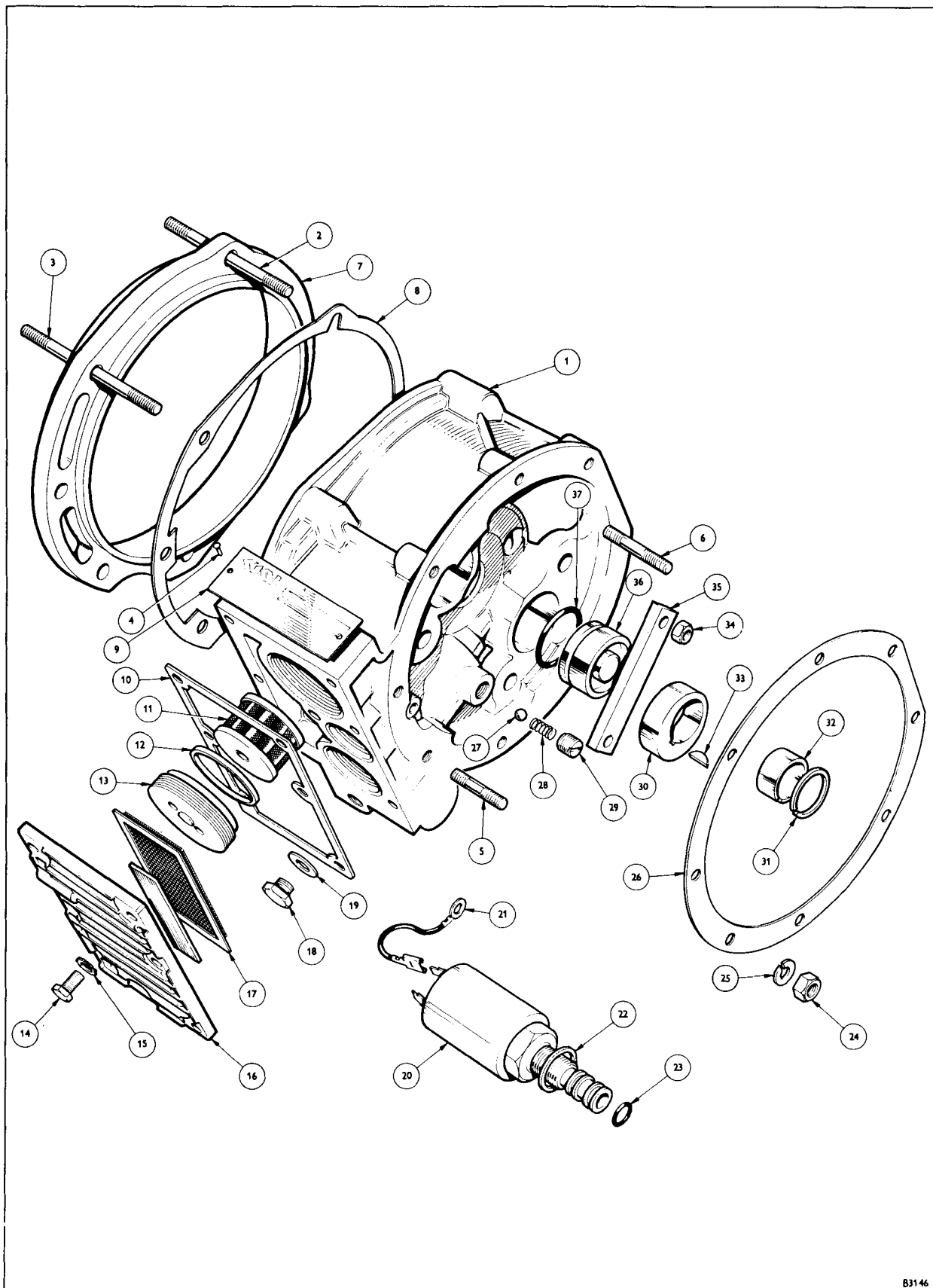


PLATE CD

OVERDRIVE

Plate No.	Part No.	Description	No. per Unit	Remarks
‘J’ TYPE OVERDRIVE - Continued				
	313242	OVERDRIVE UNIT (‘J’ TYPE)	1	
	NKCO018	MAIN CASE SERVICE KIT	1	
CD1	N/S	MAIN CASE		
CD2	NKCO058	STUD	4	
CD3	NKCO059	STUD	2	
CD4	NKCO098	SCREW, Drive	2	
CD5	NKCO057	STUD	2	
CD6	NKCO056	STUD	6	
CD7	NKCO010	BRAKE RING	1	
CD8	NKCO086	GASKET	1	
CD9	NKCO074	NAMEPLATE (Blue)	1	
CD10	NKCO076	GASKET, Sump	1	
CD11	NKCO023	FILTER, Pressure	1	
CD12	NKCO011	WASHER	1	
CD13	NKCO024	FILTER PLUG	1	
CD14	NKCO064	SCREW, set	6	
CD15	NKCO110	WASHER, Lock	6	
CD16	NKCO054	SUMP KIT	1	
CD17	NKCO053	FILTER, Suction	1	
CD18	NKCO097	PLUG	1	
CD19	NKCO096	WASHER	1	
CD20	NKCO041	SOLENOID VALVE	1	
CD21	NKCO067	WIRE, Earth solenoid	1	
CD22	NKCO108	WASHER, Copper	1	
CD23	NKCO107	‘O’ RING	1	
CD24	NKCO069	NUT	8	
CD25	NKCO070	WASHER	8	
CD26	159369	GASKET	1	
CD27	NKCO095	BALL, steel	1	
CD28	NKCO094	SPRING R/V	1	
CD29	NKCO093	PLUG R/V	1	
CD30	159505	CAM	1	
CD31	159503	CLIP, Spring	1	
CD32	137308	RING, Spring	1	
CD33	KW0316	WOODRUFF KEY	1	
CD34	520977	NUT, Self locking	4	
CD35	500587	BRIDGE PIECE KIT	2	
CD36	NKCO021	PISTON KIT (Operating)	1	
CD37	NKCO099	‘O’ RING	1	

Note:- Items marked thus † are available on our Factory Exchange Unit Scheme

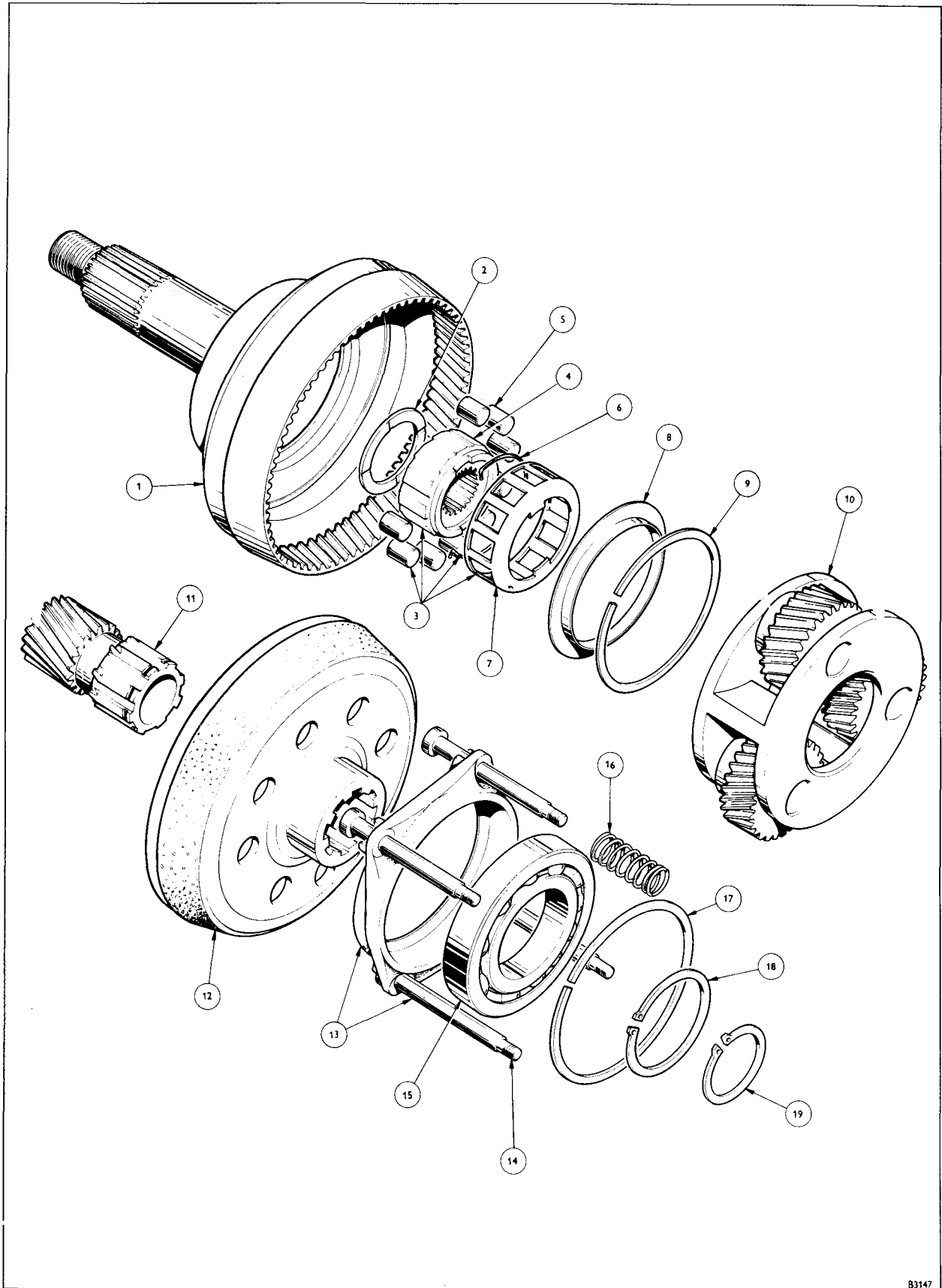


PLATE CE

OVERDRIVE

Plate No.	Part No.	Description	No. per Unit	Remarks
‘J’ TYPE OVERDRIVE - Continued				
CE1	NKC0009	ANNULUS assembly	1	
CE2	NKC0079	WASHER, Thrust	1	
CE3	506063	ROLLER SET	12	
CE4	NKC0016	FREE-WHEEL, Inner	1	
CE5	513208	SPRING, Freewheel	1	
CE6	NKC0020	OIL THROWER	1	
CE7	NKC0077	CLIP, Spring	1	
CE8	NKC0022	PLANET CARRIER ASSY	1	
CE9	518110	FREEWHEEL CAGE	1	
CE10	NKC0017	FREEWHEEL ASSY	1	
CE11	NKC0055	SUNWHEEL	1	
CE12	NKC0040	SLIDING MEMBER	1	
CE13	NKC0062	THRUST BEARING HOUSING	1	
CE14	NKC0063	BEARING THRUST	1	
CE15	NKC0109	BOLT	4	
CE16	NKC0083	CIRCLIP, Sunwheel	1	
CE17	NKC0085	CIRCLIP, Sliding member	1	
CE18	NKC0084	CIRCLIP, Thrust bearing	1	
CE19	NKC0012	CLUTCH SPRING KIT	4	

Note:- Items marked thus † are available on our Factory Exchange Unit Scheme

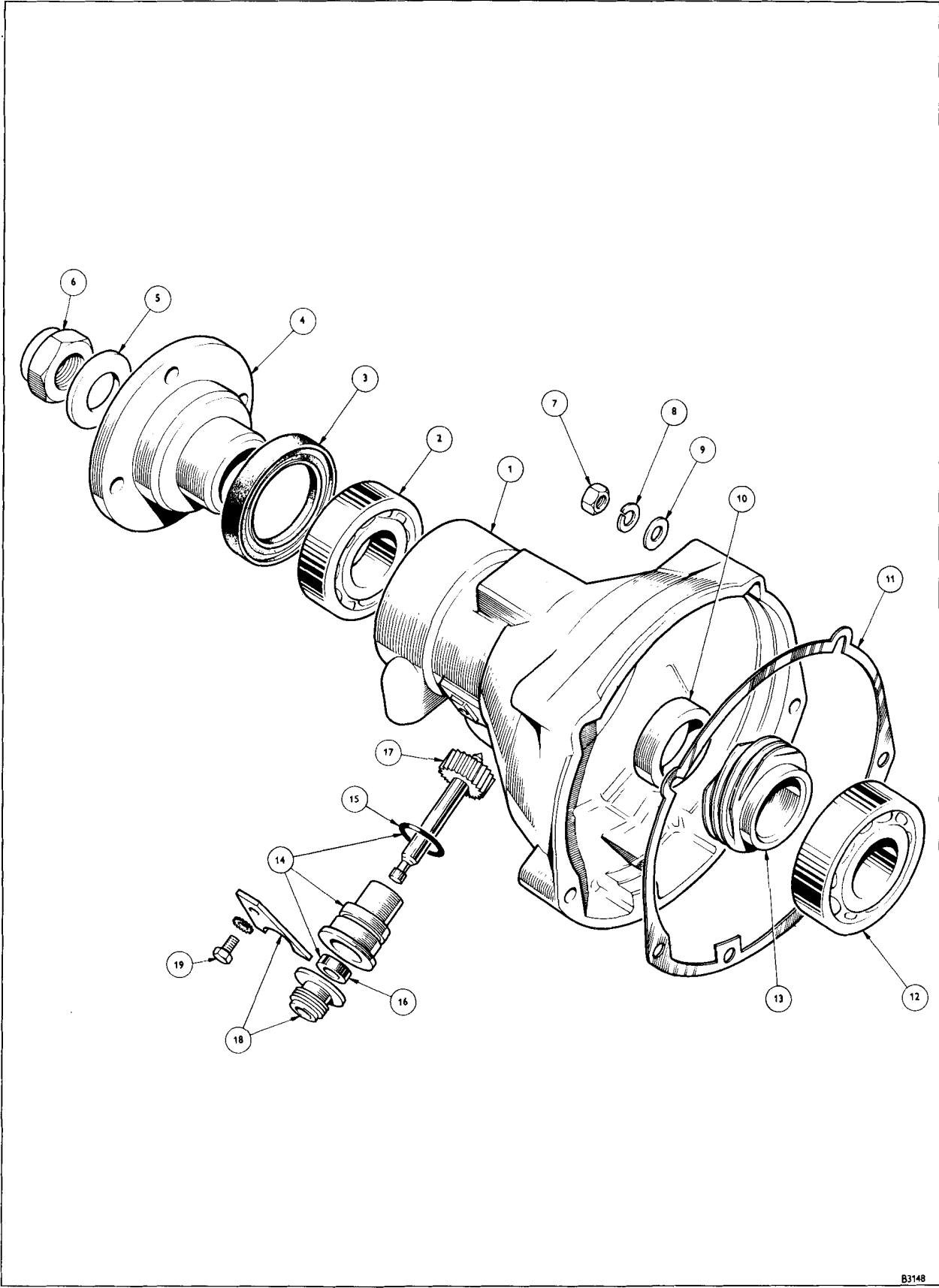


PLATE CF

B3148
TR6

OVERDRIVE

Plate No.	Part No.	Description	No.per Unit	Remarks
‘J’ TYPE OVERDRIVE - Continued				
CF1	NKCO038	REAR CASE	1	
CF2	513897	BEARING, Ball	1	
CF3	NKCO039	OIL SEAL	1	
CF4	160292	FLANGE, Coupling	1	
CF5	NKCO082	WASHER, Coupling flange	1	
CF6	NKCO081	NUT, Coupling flange	1	
CF7	NKCO090	NUT	6	
CF8	NKCO088	WASHER, Spring	4	
CF9	NKCO089	WASHER, Copper	2	
CF10	NKCO078	SPACER, Output shaft	1	
CF11	NKCO087	GASKET	1	
CF12	SP 74 G	BEARING BALL	1	
CF13	NKCO047	GEAR, Speedo drive	1	
CF14	NKCO048	GEAR, Speedo pinion	1	
CF15	NKCO106	‘O’ RING	1	
CF16	NKCO042	SPEEDO BEARING KIT	1	
CF17	NKCO080	SCREW SET	1	
CF18	NKCO043	CONNECTOR, Speedo	1	
CF19	NKCO105	OIL SEAL	1	

Note:- Items marked thus † are available on our Factory Exchange Unit Scheme

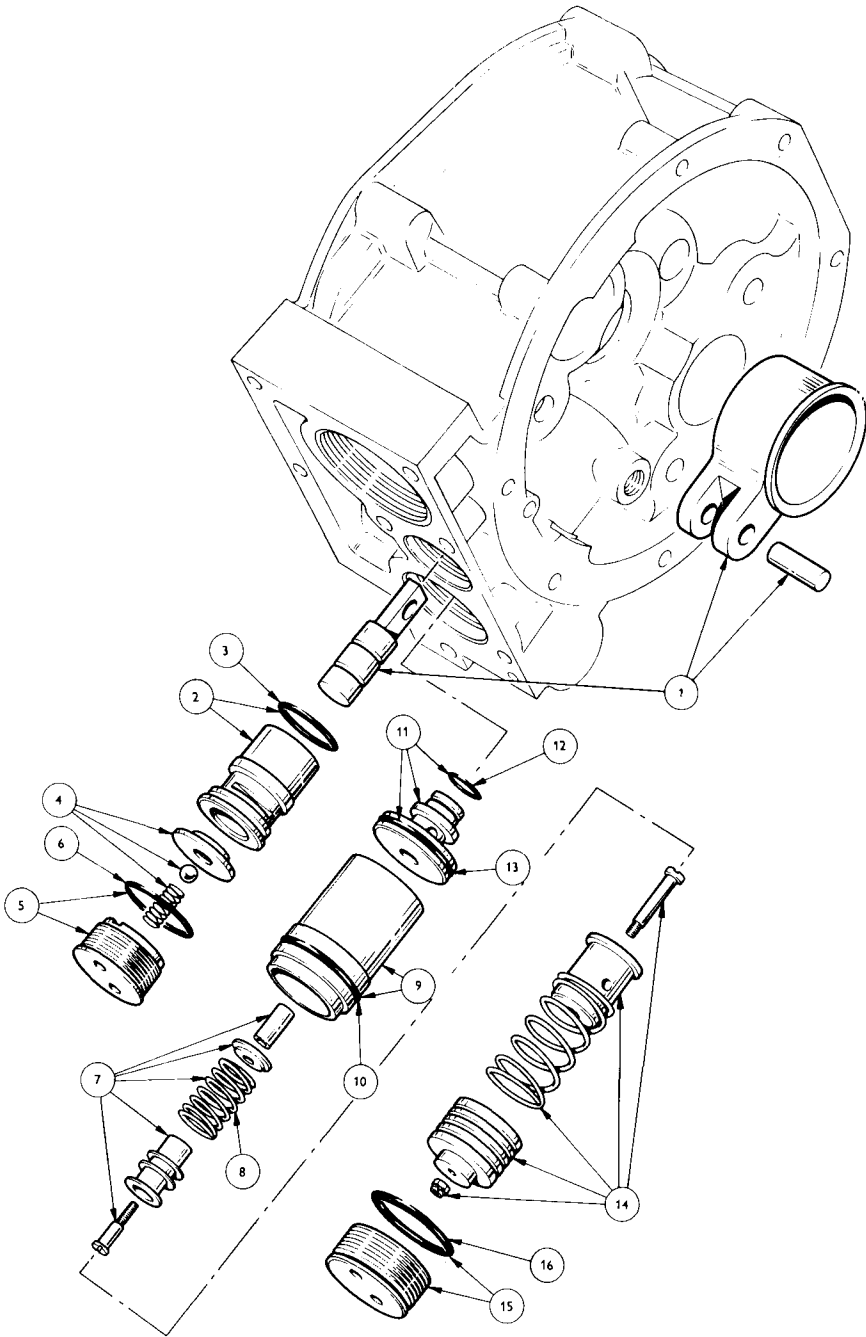


PLATE CG

OVERDRIVE

Plate No.	Part No.	Description	No.per Unit	Remarks
‘J’ TYPE OVERDRIVE				
CG1	NKC0028	PUMP PLUNGER KIT	1	
CG2	NKC0102	‘O’ RING	1	
CG3	NKC0030	BODY KIT R/V	1	
CG4	NKC0092	‘O’ RING, Relief valve	1	
CG5	NKC0014	DASHPOT, Sleeve kit	1	
CG6	NKC0092	‘O’ RING, Relief valve	1	
CG7	NKC0104	SPRING, Residual	1	
CG8	NKC0036	RELIEF VALVE ASSY.	1	
CG9	NKC0013	DASHPOT PLUG KIT	1	
CG10	NKC0091	‘O’ RING	1	
CG11	NKC0015	DASHPOT PISTON KIT	1	
CG12	NKC0026	PUMP PLUG KIT	1	
CG13	NKC0101	‘O’ RING	1	
CG14	NKC0029	PUMP N/R VALVE KIT	1	
CG15	NKC0025	PUMP BODY KIT	1	
CG16	NKC0100	‘O’ RING	1	

Note:- Items marked thus † are available on our Factory Exchange Unit Scheme

ACCESSORIES

Plate No.	Part No.	Description	No. per unit	Remarks
	516675	SPANNER, plug, sparking	1	
	516676	WHEELBRACE, size 4	1	
	574761	PANEL, mounting, single gauge	1	
	574762	PANEL, mounting, double gauge	1	
	516770	STEERING WHEEL glove, leather - Tan	1	
	516667	STEERING WHEEL glove, leather - Black	1	
	516771	STEERING WHEEL glove, simulated leather - Tan	1	
	516668	STEERING WHEEL glove, simulated leather - Black	1	
	574888	DOOR BUFFER, rubber	1 pair	
	574890	TRIANGLE, safety, warning	1	
	574862	MIRROR, wing, convex, short arm	1	
	574863	MIRROR, wing, convex, long arm	1	
	622352	DOOR MIRROR - Passenger side	1	
	726385	EXTERIOR DRIVING MIRROR R.H.	1	Fitted from Comm.No.CF1
		TONNEAU COVER		
	713891	COVER assembly, complete tonneau - Black - L.H.S. only	1	
	713891	COVER assembly, complete tonneau - White - L.H.S. only	1	Fitted up to Comm.No.CF1
	822061	COVER assembly, complete tonneau - White - L.H.S. only	1	Fitted from Comm.No.CF1
	713881	COVER assembly, complete tonneau - Black - R.H.S. only	1	Fitted up to Comm.No.CF1
	822051	COVER assembly, complete tonneau - Black - R.H.S. only	1	Fitted from Comm.No.CF1
	713889	COVER assembly, complete tonneau - White - R.H.S. only	1	
	819531	COVER assembly, complete tonneau - Black - L.H.S. only	1	} For U.S.A. and Japan markets only
	819539	COVER assembly, complete tonneau - White - L.H.S. only	1	
	822101	COVER assembly, complete tonneau - Black - L.H.S. only	1	Fitted from Comm.No.CF1
	822091	COVER assembly, complete tonneau - Black - R.H.S. (Australia only)	1	Fitted from Comm.No.CF1
	561335	ZIP, fastener	1	Fitted up to
	577294	FASTENER, zip, Tonneau Cover	1	Fitted from
	617297	BRACKET assembly, fixing tonneau cover to fascia - Centre	1	

Note:- Items marked thus † are available on our Factory Exchange Unit Scheme

ACCESSORIES

Plate No.	Part No.	Description	No. per Unit	Remarks
		TONNEAU COVER - Continued		
617298		BRACKET assembly, fixing tonneau cover to facia - Outer	2	
713511		STUD, plastic - Fitted to door outer panel	6	
554407		RIVET, imex - Fitted to door outer panel	6	
565753		STUD, fitted to passenger seat, alternative to 565349	1	
516832		CONTINENTAL TOURING KIT	1	P.I. Models only
519216		CONTINENTAL TOURING KIT	1	Carb. Models only
		SAFETY HARNESS KIT		
712600		SAFETY HARNESS KIT, static type (Black)	1	Fitted up to
719918		SAFETY HARNESS KIT, static type	1	Fitted from
		For fixing details of Static Seat Belts refer to pages ... and ...		
576140		SEAT BELT AUTOMATIC	1	
821201		BUCKLE END ASSY.	2	Fitted from
719948		SAFETY BELT REEL TYPE, audible warning	2	} Fitted from
724265		COVER	2	
630503		BOLT	2	} Fitted up to U.S.A. Markets only
624908		WASHER, plain	2	
630504		BOLT	2	} Safety Belt to lower A post
624907		SPACER	2	
624905		WASHER, waved	2	
630503		BOLT	2	} Safety Belt to wheelarch mounting
624905		WASHER, waved	2	
624907		SPACER	2	
518471		SCREW, set	2	} Buckle end assembly to floor
WLO210		WASHER, lock	2	
WMO069		WASHER, plain	2	
725697		COVER, Seat belt to wheelarch	2	Fitted from

Note:- Items marked thus † are available on our Factory Exchange Unit Scheme

ACCESSORIES

Plate No.	Part No.	Description	No. per Unit	Remarks
	59844	ELECTRIC DEFROSTER	1	
	566298	ANTI-MIST - BACKLIGHT	1	Hard Top models only
		TOUCH-IN PAINT DETAILS		
	CD31481	BLACK	¼ pt.	
	GTU154	SIGNAL RED	¼ pt.	
	GTU155	CONIFER GREEN	¼ pt.	
	GTU153	WHITE	¼ pt.	
	GTU165	JASMINE YELLOW	¼ pt.	
	GTU157	ROYAL BLUE	¼ pt.	
	GTU167	DAMSON	¼ pt.	
	GTU163	LAUREL	¼ pt.	
	577435	EMERALD GREEN	¼ pt.	
	577440	MALLARD	¼ pt.	
	575680	DOOR BUFFER WITH REFLECTOR (SCREW TYPE)	2	
	575681	DOOR BUFFER WITH REFLECTOR (SELF ADHESIVE TYPE)	2	
	216389	TOWING ATTACHMENT KIT	1	
	309052	OIL COOLER KIT	1	
	214572	OIL COOLER	1	
	HU0705	SETSCREW - Securing oil cooler to radiator protection bracket	4	
	WL0207	WASHER, lock - Securing oil cooler to radiator protection bracket	4	
	HN2007	NUT - Securing oil cooler to radiator protection bracket	4	
	155672	FILTER, oil, sub assembly	1	
	125714	ELEMENT, oil filter	1	
	151870	ADAPTOR, filter, bowl to block	1	
	149695	ADAPTOR, filter, centre bolt	1	
	149713	GASKET, filter bowl adaptor to block	1	
	125531	RING, sealing, filter bowl adaptor and filter to block	2	
	148781	HOSE, engine to cooler	1	
	148782	HOSE, cooler to filter	1	

Note:- Items marked thus † are available on our Factory Exchange Unit Scheme

ACCESSORIES

Plate No.	Part No.	Description	No. per Unit	Remarks
		OIL COOLER KIT - Continued		
	HU0808	SETSCREW - Secures hoses to radiator stay	1	
	148783	'P' CLIP - Secures hoses to radiator stay	1	
	146285	ADAPTOR, hose to cylinder block (Replaces plug)	1	
	148513	'W' CLIP, hoses to engine mounting bracket	1	
	PT0355	SETSCREW - Securing clip to engine mounting bracket	1	
	WL0203	WASHER, lock - Securing clip to engine mounting bracket	1	
	WP0004	WASHER, plain - Securing clip to engine mounting bracket	1	
	HN2053	NUT - Securing clip to engine mounting bracket	1	
	147877	STEERING COLUMN LOCKING DEVICE KIT	1	} Special Orders
	147877/1	FITTING INSTRUCTIONS	1	
	132135	IGNITION switch and steering locking device	1	
	147621	EXTENSION lead, ignition switch	1	
	308208	SKID PLATE ASSEMBLY	1	
	144326	PLATE, clamp, skid plate	4	
	WL0209	WASHER, lock, clamp plate to chassis frame	4	
	HN2009	NUT, clamp plate to chassis frame	4	
	518163	HARD TOP TO SOFT TOP CONVERSION KIT - BLACK	1	All markets except U.S.A
		comprising:-		
	815571	HOOD COMPLETE ASSEMBLY - BLACK	1	} Also secures tonneau cover when fitted
	516158	SCREW, set, securing brackets to body	6	
	713511	STUD, plastic - Hood cover to rear deck side filler	6	
	554407	RIVET, imex - Hood cover to rear deck side filler	6	
	506185	SCREW, set - Soft top to rear deck	5	
	617975	RIV NUT - Soft top to rear deck	5	
	510506	WASHER, lock - Soft top to rear deck	5	
	502455	WASHER, plain - Soft top to rear deck	5	
	621273	SEALING, Rubber-Roof side rail, front	2	

Note:- Items marked thus † are available on our Factory Exchange Unit Scheme

ACCESSORIES

Plate No.	Part No.	Description	No. per Unit	Remarks
		HARD TOP TO SOFT TOP CONVERSION		
		KIT - BLACK - Continued		
	621281	RETAINER - Roof side rail, front	2	
	621274	SEALING, rubber - Roof side rail, rear	2	
	712400	RETAINER - Roof side rail, rear	2	
	517140	SCREW, set - Securing seal retainers to roof side rails, front and rear	18	
	517171	NUT - Securing seal retainers to roof side rails, front and rear	18	
	517139	WASHER, plain - Securing seal retainers to roof side rails, front and rear	18	
	517138	WASHER, shakeproof - Securing seal retainers to roof side rails, front and rear	18	
	518164	HARD TOP TO SOFT TOP CONVERSION KIT - WHITE	1	All markets except U.S.A.
		comprising:-		
	815579	HOOD COMPLETE ASSEMBLY - WHITE	1	
	516158	SCREW, set, securing brackets to body	6	} Also secure tonneau cover when fitted
	713511	STUD, plastic - Hood cover to rear deck side filler	6	
	554407	RIVET, imex - Hood cover to rear deck side filler	6	
	506185	SCREW, set - Soft top to rear deck	5	
	617975	RIV NUT - Soft top to rear deck	5	
	510506	WASHER, lock - Soft top to rear deck	5	
	502455	WASHER, plain - Soft top to rear deck	5	
	621273	SEALING, rubber - Roof side rail, front	2	
	621281	RETAINER - Roof side rail, front	2	
	621274	SEALING, rubber - Roof side rail, rear	2	
	712400	RETAINER - Roof side rail, rear	2	
	517140	SCREW, set - Securing seal retainers to roof side rails, front and rear	18	
	517171	NUT - Securing seal retainers to roof side rails, front and rear	18	
	517139	WASHER, plain - Securing seal retainers to roof side rails, front and rear	18	

Note:- Items marked thus † are available on our Factory Exchange Unit Scheme

ACCESSORIES

Plate No.	Part No.	Description	No. per Unit	Remarks
		HARD TOP TO SOFT TOP CONVERSION KIT - WHITE - Continued		
517138		WASHER, shakeproof - Securing seal retainers to roof side rails, front and rear	18	
518161		HARD TOP TO SOFT TOP CONVERSION KIT - BLACK comprising:-	1	U.S.A. only
815621		HOOD COMPLETE ASSEMBLY - BLACK	1	} Also secures tonneau cover when fitted
713511		STUD, plastic - Hood cover to rear deck side filler	6	
554407		RIVET, imex - Hood cover to rear deck side filler	6	
506185		SCREW, set - Soft top to rear deck	5	
617975		RIV NUT - Soft top to rear deck	5	
510506		WASHER, lock - Soft top to rear deck	5	
502455		WASHER, plain - Soft top to rear deck	5	
621273		SEALING, rubber - Roof side rail, front	2	
621281		RETAINER - Roof side rail, front	2	
621274		SEALING, rubber - Roof side rail rear	2	
712400		RETAINER - Roof side rail, rear	2	
517140		SCREW, set - Securing seal retainers to roof side rails, front and rear	18	
517171		NUT - Securing seal retainers to roof side rails, front and rear	18	
517139		WASHER, plain - Securing seal retainers to roof side rails, front and rear	18	
517138		WASHER, shakeproof - Securing seal retainers to roof side rails, front and rear	18	
518162		HARD TOP TO SOFT TOP CONVERSION KIT - WHITE comprising:-	1	U.S.A. only
815629		HOOD COMPLETE ASSEMBLY - WHITE	1	
516158		SCREW, set, securing brackets to body	6	
713511		STUD, plastic - Hood cover to rear deck side filler	6	
554407		RIVET, imex - Hood cover to rear deck side filler	6	

Note:- Items marked thus † are available on our Factory Exchange Unit Scheme

ACCESSORIES

Plate No.	Part No.	Description	No. per Unit	Remarks
		HARD TOP TO SOFT TOP CONVERSION		
		KIT - WHITE - Continued		
	506185	SCREW, set - Soft top to rear deck	5	
	617975	RIV NUT - Soft top to rear deck	5	
	510506	WASHER, lock - Soft top to rear deck	5	
	502455	WASHER, plain - Soft top to rear deck	5	
	621273	SEALING, rubber - Roof side rail, front	2	
	621281	RETAINER - Roof side rail, front	2	
	621274	SEALING, rubber - Roof side rail, rear	2	
	712400	RETAINER - Roof side rail, rear	2	
	517140	SCREW, set - Securing seal retainers to roof side rails, front and rear	18	
	517171	NUT - Securing seal retainers to roof side rails, front and rear	18	
	517139	WASHER, plain - Securing seal retainers to roof side rails, front and rear	18	
	517138	WASHER, shakeproof - Securing seal retainers to roof side rails, front and rear	18	

Note:- Items marked thus † are available on our Factory Exchange Unit Scheme